EXHIBIT A-1

Exhibit A-1

Late Eligible Claims

Claim Number	Recognized Claim
27294	$7,642,050.00
530390286	$929,521.25
530390312	$928,142.09
530390296	$709,875.51
530391103	$447,900.00
530390238	$443,145.50
530390262	$325,938.04
530390300	$312,610.00
530390288	$284,000.00
530390265	$275,578.00
530390006	$263,887.00
530390313	$252,059.30
530390264	$245,220.00
530390349	$242,955.22
530390309	$187,404.00
530375212	$183,535.00
530390251	$183,294.00
530389283	$172,071.90
530390240	$164,334.89
530389282	$143,167.31
530390305	$122,075.00
530390246	$102,763.37
530390306	$81,717.65
530389848	$61,866.75
530390237	$48,210.00
530366639	$45,970.65
530390285	$42,947.50
530387552	$40,469.80
530390249	$38,893.00
530390253	$34,040.48
530390248	$31,872.50
530390255	$31,728.50
530390252	$30,765.00
530390308	$29,045.66
530389964	$26,775.00
27298	$21,402.50
530390009	$21,288.96
530390310	$20,393.42
530390337	$19,717.10
27444	$19,490.00
27341	$19,400.00
530390273	$18,945.00
530390503	$16,148.30
27433	$16,103.82
530390294	$16,096.80
530390303	$14,657.98

Exhibit A-1

Late Eligible Claims

Claim Number	Recognized Claim
27401	$12,905.00
530390297	$11,466.00
530390311	$10,362.00
27356	$10,274.56
530390230	$10,255.00
27424	$9,232.00
530390554	$8,700.00
530390431	$8,389.78
27263	$7,680.00
530390918	$6,984.55
530387549	$6,789.03
27441	$6,674.00
530390339	$6,330.00
530390307	$6,014.00
27372	$5,430.00
530390243	$5,079.35
530390732	$4,979.17
530390790	$4,944.89
27385	$4,892.00
27403	$4,570.00
530390724	$4,567.80
530390838	$4,096.46
530390629	$3,880.00
530390722	$3,879.32
27346	$3,768.00
530390277	$3,659.85
530390736	$3,513.70
27393	$3,455.00
27350	$3,240.95
530390731	$3,085.20
530390693	$2,939.28
530390725	$2,859.84
27381	$2,828.94
530390877	$2,819.53
27408	$2,739.75
530390687	$2,714.20
530390701	$2,614.90
530390699	$2,542.08
530390845	$2,519.58
27360	$2,509.00
27345	$2,470.40
530390686	$2,459.59
27297	$2,336.40
530390842	$2,303.37
530390721	$2,264.04
530390964	$2,151.07

Exhibit A-1

Late Eligible Claims

Claim Number	Recognized Claim
530390871	$2,116.79
530390789	$2,105.16
530390700	$2,091.92
530390880	$2,091.08
530390716	$2,032.34
530390823	$1,962.53
530390769	$1,945.39
530390875	$1,928.25
530390704	$1,919.80
530390791	$1,915.55
530390876	$1,851.12
530390887	$1,756.85
530390860	$1,739.71
27348	$1,696.32
530390726	$1,608.66
530390746	$1,596.28
530390737	$1,576.88
530390707	$1,522.60
530390697	$1,463.02
530390708	$1,423.30
530390797	$1,396.91
530390866	$1,396.91
530390878	$1,345.49
27285	$1,333.50
530390776	$1,319.78
530390614	$1,311.21
530390872	$1,311.21
530390821	$1,268.36
530390802	$1,224.70
530390739	$1,208.37
530390905	$1,199.80
530390955	$1,182.66
530390714	$1,165.52
530390754	$1,158.50
530390894	$1,156.95
530390890	$1,148.38
530390902	$1,148.38
530390816	$1,139.81
530390873	$1,088.39
530390881	$1,088.39
530390830	$1,071.25
530390784	$1,065.82
530390978	$1,062.68
530390698	$1,047.88
530390920	$1,036.97
27380	$1,036.20

Exhibit A-1

Late Eligible Claims

Claim Number	Recognized Claim
530390903	$1,028.40
530390733	$999.62
530390788	$986.38
27402	$970.00
530390817	$946.66
530390888	$946.66
530390711	$942.70
530390977	$942.70
27437	$942.00
530390756	$925.56
530390003	$917.25
530390857	$916.99
530390939	$899.85
530390539	$891.28
530390897	$891.28
530390702	$887.08
530390444	$882.71
530390850	$880.46
530390906	$865.57
530390945	$865.57
530390768	$857.00
530390777	$853.98
530390720	$847.36
530390867	$847.36
530390774	$827.50
530390793	$822.72
530390826	$814.26
530390678	$805.58
530390692	$801.02
530390915	$801.02
530390680	$798.86
530390858	$794.40
530390848	$788.44
530390690	$787.78
530390762	$754.68
530390782	$754.68
530390840	$754.16
530390735	$748.06
530390839	$745.59
530390743	$741.44
530390891	$741.44
530390818	$728.45
530390975	$721.58
530390899	$719.88
530390895	$711.31
530390490	$697.11

Exhibit A-1

Late Eligible Claims

Claim Number	Recognized Claim
530390926	$685.60
530390851	$677.03
530390941	$677.03
530390953	$677.03
530390856	$668.62
530390965	$668.62
530390742	$668.46
530390844	$662.00
530390729	$659.89
530390946	$659.89
530390734	$655.38
530390730	$651.32
530390773	$651.32
530390911	$651.32
530390900	$642.75
530390786	$642.14
530390933	$625.61
530390749	$617.04
530390410	$615.66
530390792	$608.47
530390822	$602.42
530390874	$599.90
530390892	$599.90
530390679	$591.33
530390812	$582.76
530390893	$582.56
27325	$580.00
27378	$580.00
27389	$580.00
530390922	$574.19
530390948	$574.19
530390834	$566.68
530390916	$565.62
530390979	$565.62
530390849	$562.70
530390934	$557.05
530390723	$556.08
530390766	$556.08
530390969	$548.48
530390771	$539.91
530390931	$539.91
530390970	$539.91
530390457	$539.17
530390684	$531.34
530390828	$531.34
530390896	$529.60

Exhibit A-1

Late Eligible Claims

Claim Number	Recognized Claim
530390914	$529.60
530390728	$522.77
530390783	$522.77
530390919	$522.77
530390940	$516.36
530390688	$509.74
530390781	$505.63
530390930	$505.63
530390923	$497.06
530390778	$483.26
530390780	$483.26
530390846	$479.70
530390847	$476.64
530390908	$476.64
27343	$471.00
530390703	$470.02
530390854	$470.02
530390869	$470.02
530390943	$462.78
530390956	$462.78
530390798	$461.25
27405	$457.00
530390741	$443.54
530390938	$437.07
530390799	$436.92
530390952	$436.92
530390861	$424.35
530390835	$417.06
530390807	$411.36
530390804	$410.44
530390753	$403.82
530390831	$403.82
530390960	$403.82
530390803	$397.20
530390883	$397.20
27387	$391.36
530390759	$390.58
530390843	$377.34
530390761	$377.08
530390868	$370.72
27336	$366.90
530390944	$359.94
530390764	$356.70
530390932	$351.37
27435	$347.40
530390957	$347.32

Exhibit A-1

Late Eligible Claims

Claim Number	Recognized Claim
530390889	$342.83
530390907	$337.62
530390937	$334.23
530390936	$317.09
530390760	$311.14
530390928	$308.52
530390929	$308.52
530390898	$299.95
530390966	$299.95
530390925	$297.05
530390832	$291.28
530390758	$289.05
530390841	$282.81
530390950	$278.04
530390715	$271.26
530390727	$264.80
530390836	$262.40
530390685	$257.10
530390824	$252.15
530390709	$251.56
530390683	$248.53
530390935	$244.94
530390796	$224.37
530390738	$202.95
530390806	$202.95
530390951	$191.98
27335	$188.50
27365	$185.60
530390750	$180.40
530390813	$179.97
530390913	$178.35
530390879	$173.82
530390411	$173.02
530390949	$166.05
530390819	$156.25
530390837	$149.58
530390397	$136.02
530390526	$134.25
530390863	$133.25
530390971	$131.20
530390972	$131.20
530390717	$120.95
530390852	$120.95
530390408	$118.73
530391096	$118.73
27368	$114.70

Exhibit A-1

Late Eligible Claims

Claim Number	Recognized Claim
530390566	$114.24
530390865	$112.75
530390795	$112.18
530390963	$110.70
530390814	$108.49
530390752	$107.43
530390901	$91.35
530390546	$85.68
530390406	$85.61
530390973	$83.80
530390779	$81.20
530390962	$79.95
530390927	$75.17
530390542	$61.15
530390862	$56.95
530390942	$54.98
530390829	$50.76
27165	$50.18
530390885	$46.34
530390954	$42.31
530390976	$38.71
530390705	$35.90
530390430	$21.14
530390904	$21.07
27382	$19.30
530390912	$10.93
530390433	$9.33
530390910	$1.69

Count: 350

Total Recognized Claim: $15,705,588.00

EXHIBIT A-2

Exhibit A-2

Late Rejected Claims

Claim Number	Reason for Ineligibility
27425	Deficient Claim Never Cured
27426	Claim Did Not Fit the Definition of the Class
27427	Claim Did Not Fit the Definition of the Class
27428	Claim Did Not Fit the Definition of the Class
27429	Deficient Claim Never Cured
27430	Claim Did Not Result in a Recognized Claim
27432	Duplicate Claim
27434	Claim Did Not Fit the Definition of the Class
27436	Claim Did Not Result in a Recognized Claim
27438	Deficient Claim Never Cured
27439	Deficient Claim Never Cured
27440	Claim Did Not Fit the Definition of the Class
530389965	Claim Did Not Result in a Recognized Claim
530389967	Claim Did Not Result in a Recognized Claim
530389970	Claim Did Not Result in a Recognized Claim
530389972	Claim Did Not Result in a Recognized Claim
530389973	Claim Did Not Result in a Recognized Claim
530389974	Claim Did Not Result in a Recognized Claim
530389976	Claim Did Not Result in a Recognized Claim
530389977	Claim Did Not Result in a Recognized Claim
530389981	Claim Did Not Result in a Recognized Claim
530389982	Claim Did Not Result in a Recognized Claim
530389990	Claim Did Not Result in a Recognized Claim
530389991	Claim Did Not Result in a Recognized Claim
530389992	Claim Did Not Result in a Recognized Claim
530389993	Claim Did Not Result in a Recognized Claim
530390001	Claim Did Not Result in a Recognized Claim
530390002	Claim Did Not Result in a Recognized Claim
530390004	Claim Did Not Result in a Recognized Claim
530390005	Claim Did Not Result in a Recognized Claim
530390225	Claim Did Not Fit the Definition of the Class
530390226	Claim Did Not Fit the Definition of the Class
530390227	Claim Did Not Fit the Definition of the Class
530390228	Claim Did Not Fit the Definition of the Class
530390229	Claim Did Not Fit the Definition of the Class
530390231	Claim Did Not Result in a Recognized Claim
530390232	Claim Did Not Result in a Recognized Claim
530390233	Claim Did Not Result in a Recognized Claim
530390234	Claim Did Not Result in a Recognized Claim
530390235	Claim Did Not Result in a Recognized Claim
530390236	Claim Did Not Fit the Definition of the Class
530390244	Claim Did Not Result in a Recognized Claim
530390245	Claim Did Not Result in a Recognized Claim
530390247	Claim Did Not Result in a Recognized Claim

Exhibit A-2

Late Rejected Claims

Claim Number	Reason for Ineligibility
530390250	Claim Did Not Result in a Recognized Claim
530390254	Claim Did Not Result in a Recognized Claim
530390256	Claim Did Not Result in a Recognized Claim
530390258	Claim Did Not Result in a Recognized Claim
530390261	Claim Did Not Result in a Recognized Claim
530390263	Claim Did Not Result in a Recognized Claim
530390266	Claim Did Not Result in a Recognized Claim
530390267	Claim Did Not Result in a Recognized Claim
530390268	Claim Did Not Result in a Recognized Claim
530390270	Claim Did Not Result in a Recognized Claim
530390271	Claim Did Not Result in a Recognized Claim
530390272	Claim Did Not Result in a Recognized Claim
530390276	Claim Did Not Result in a Recognized Claim
530390278	Claim Did Not Result in a Recognized Claim
530390281	Claim Did Not Result in a Recognized Claim
530390282	Claim Did Not Result in a Recognized Claim
530390284	Claim Did Not Result in a Recognized Claim
530390287	Claim Did Not Result in a Recognized Claim
530390289	Claim Did Not Fit the Definition of the Class
530390290	Claim Did Not Result in a Recognized Claim
530390291	Claim Did Not Result in a Recognized Claim
530390292	Claim Did Not Result in a Recognized Claim
530390293	Claim Did Not Result in a Recognized Claim
530390295	Claim Did Not Result in a Recognized Claim
530390298	Claim Did Not Result in a Recognized Claim
530390299	Claim Did Not Result in a Recognized Claim
530390301	Claim Did Not Result in a Recognized Claim
530390302	Claim Did Not Result in a Recognized Claim
530390304	Claim Did Not Result in a Recognized Claim
530390314	Deficient Claim Never Cured
530390315	Claim Did Not Result in a Recognized Claim
530390316	Claim Did Not Result in a Recognized Claim
530390317	Claim Did Not Fit the Definition of the Class
530390318	Claim Did Not Fit the Definition of the Class
530390319	Claim Did Not Fit the Definition of the Class
530390320	Claim Did Not Fit the Definition of the Class
530390321	Claim Did Not Fit the Definition of the Class
530390322	Claim Did Not Fit the Definition of the Class
530390323	Claim Did Not Fit the Definition of the Class
530390324	Claim Did Not Fit the Definition of the Class
530390325	Claim Did Not Fit the Definition of the Class
530390326	Claim Did Not Fit the Definition of the Class
530390327	Claim Did Not Fit the Definition of the Class
530390328	Claim Did Not Fit the Definition of the Class

Exhibit A-2

Late Rejected Claims

Claim Number	Reason for Ineligibility
530390329	Claim Did Not Fit the Definition of the Class
530390330	Claim Did Not Fit the Definition of the Class
530390331	Claim Did Not Fit the Definition of the Class
530390332	Claim Did Not Result in a Recognized Claim
530390333	Claim Did Not Fit the Definition of the Class
530390334	Claim Did Not Result in a Recognized Claim
530390335	Claim Did Not Fit the Definition of the Class
530390336	Claim Did Not Fit the Definition of the Class
530390338	Claim Did Not Fit the Definition of the Class
530390340	Claim Did Not Fit the Definition of the Class
530390341	Claim Did Not Fit the Definition of the Class
530390342	Claim Did Not Fit the Definition of the Class
530390343	Claim Did Not Fit the Definition of the Class
530390344	Claim Did Not Fit the Definition of the Class
530390345	Claim Did Not Fit the Definition of the Class
530390346	Claim Did Not Fit the Definition of the Class
530390347	Claim Did Not Fit the Definition of the Class
530390348	Claim Did Not Fit the Definition of the Class
530390350	Claim Did Not Fit the Definition of the Class
530390351	Claim Did Not Fit the Definition of the Class
530390352	Claim Did Not Result in a Recognized Claim
530390353	Claim Did Not Result in a Recognized Claim
530390354	Claim Did Not Result in a Recognized Claim
530390355	Claim Did Not Fit the Definition of the Class
530390356	Claim Did Not Result in a Recognized Claim
530390357	Claim Did Not Fit the Definition of the Class
530390358	Claim Did Not Result in a Recognized Claim
530390359	Claim Did Not Result in a Recognized Claim
530390360	Claim Did Not Result in a Recognized Claim
530390361	Claim Did Not Result in a Recognized Claim
530390362	Claim Did Not Fit the Definition of the Class
530390363	Claim Did Not Result in a Recognized Claim
530390364	Claim Did Not Result in a Recognized Claim
530390365	Claim Did Not Fit the Definition of the Class
530390366	Claim Did Not Fit the Definition of the Class
530390367	Claim Did Not Result in a Recognized Claim
530390368	Claim Did Not Fit the Definition of the Class
530390369	Claim Did Not Result in a Recognized Claim
530390370	Claim Did Not Result in a Recognized Claim
530390371	Claim Did Not Result in a Recognized Claim
530390372	Claim Did Not Result in a Recognized Claim
530390373	Claim Did Not Result in a Recognized Claim
530390374	Claim Did Not Fit the Definition of the Class
530390375	Claim Did Not Result in a Recognized Claim

Exhibit A-2

Late Rejected Claims

Claim Number	Reason for Ineligibility
530390376	Claim Did Not Result in a Recognized Claim
530390377	Claim Did Not Fit the Definition of the Class
530390378	Claim Did Not Result in a Recognized Claim
530390379	Claim Did Not Result in a Recognized Claim
530390380	Claim Did Not Fit the Definition of the Class
530390381	Claim Did Not Result in a Recognized Claim
530390382	Claim Did Not Result in a Recognized Claim
530390383	Claim Did Not Fit the Definition of the Class
530390384	Claim Did Not Fit the Definition of the Class
530390385	Claim Did Not Fit the Definition of the Class
530390386	Claim Did Not Result in a Recognized Claim
530390387	Claim Did Not Result in a Recognized Claim
530390388	Claim Did Not Result in a Recognized Claim
530390389	Claim Did Not Fit the Definition of the Class
530390390	Claim Did Not Fit the Definition of the Class
530390391	Claim Did Not Result in a Recognized Claim
530390392	Claim Did Not Fit the Definition of the Class
530390393	Claim Did Not Result in a Recognized Claim
530390394	Claim Did Not Fit the Definition of the Class
530390395	Claim Did Not Result in a Recognized Claim
530390396	Claim Did Not Result in a Recognized Claim
530390398	Claim Did Not Result in a Recognized Claim
530390399	Claim Did Not Result in a Recognized Claim
530390400	Claim Did Not Result in a Recognized Claim
530390401	Claim Did Not Result in a Recognized Claim
530390402	Claim Did Not Fit the Definition of the Class
530390403	Claim Did Not Result in a Recognized Claim
530390404	Claim Did Not Result in a Recognized Claim
530390405	Claim Did Not Result in a Recognized Claim
530390407	Claim Did Not Fit the Definition of the Class
530390409	Claim Did Not Fit the Definition of the Class
530390412	Claim Did Not Result in a Recognized Claim
530390413	Claim Did Not Fit the Definition of the Class
530390414	Claim Did Not Result in a Recognized Claim
530390415	Claim Did Not Fit the Definition of the Class
530390416	Claim Did Not Fit the Definition of the Class
530390417	Claim Did Not Result in a Recognized Claim
530390418	Claim Did Not Result in a Recognized Claim
530390419	Claim Did Not Result in a Recognized Claim
530390420	Claim Did Not Result in a Recognized Claim
530390421	Claim Did Not Result in a Recognized Claim
530390422	Claim Did Not Result in a Recognized Claim
530390423	Claim Did Not Result in a Recognized Claim
530390424	Claim Did Not Fit the Definition of the Class

Exhibit A-2

Late Rejected Claims

Claim Number	Reason for Ineligibility
530390425	Claim Did Not Result in a Recognized Claim
530390426	Claim Did Not Result in a Recognized Claim
530390427	Claim Did Not Result in a Recognized Claim
530390428	Claim Did Not Result in a Recognized Claim
530390429	Claim Did Not Fit the Definition of the Class
530390432	Claim Did Not Fit the Definition of the Class
530390434	Claim Did Not Result in a Recognized Claim
530390435	Claim Did Not Result in a Recognized Claim
530390436	Claim Did Not Result in a Recognized Claim
530390437	Claim Did Not Fit the Definition of the Class
530390438	Claim Did Not Result in a Recognized Claim
530390439	Claim Did Not Fit the Definition of the Class
530390440	Claim Did Not Result in a Recognized Claim
530390441	Claim Did Not Result in a Recognized Claim
530390442	Claim Did Not Result in a Recognized Claim
530390443	Claim Did Not Fit the Definition of the Class
530390445	Claim Did Not Fit the Definition of the Class
530390446	Claim Did Not Result in a Recognized Claim
530390447	Claim Did Not Fit the Definition of the Class
530390448	Claim Did Not Result in a Recognized Claim
530390449	Claim Did Not Result in a Recognized Claim
530390450	Claim Did Not Fit the Definition of the Class
530390451	Claim Did Not Fit the Definition of the Class
530390452	Claim Did Not Result in a Recognized Claim
530390453	Claim Did Not Fit the Definition of the Class
530390454	Claim Did Not Result in a Recognized Claim
530390455	Claim Did Not Fit the Definition of the Class
530390456	Claim Did Not Fit the Definition of the Class
530390458	Claim Did Not Fit the Definition of the Class
530390459	Claim Did Not Result in a Recognized Claim
530390460	Claim Did Not Fit the Definition of the Class
530390461	Claim Did Not Fit the Definition of the Class
530390462	Claim Did Not Result in a Recognized Claim
530390463	Claim Did Not Result in a Recognized Claim
530390464	Claim Did Not Result in a Recognized Claim
530390465	Claim Did Not Result in a Recognized Claim
530390466	Claim Did Not Result in a Recognized Claim
530390467	Claim Did Not Fit the Definition of the Class
530390468	Claim Did Not Result in a Recognized Claim
530390469	Claim Did Not Fit the Definition of the Class
530390470	Claim Did Not Result in a Recognized Claim
530390471	Claim Did Not Result in a Recognized Claim
530390472	Claim Did Not Result in a Recognized Claim
530390473	Claim Did Not Fit the Definition of the Class

Exhibit A-2

Late Rejected Claims

Claim Number	Reason for Ineligibility
530390474	Claim Did Not Result in a Recognized Claim
530390475	Claim Did Not Result in a Recognized Claim
530390476	Claim Did Not Result in a Recognized Claim
530390477	Claim Did Not Result in a Recognized Claim
530390478	Claim Did Not Result in a Recognized Claim
530390479	Claim Did Not Result in a Recognized Claim
530390480	Claim Did Not Fit the Definition of the Class
530390481	Claim Did Not Result in a Recognized Claim
530390482	Claim Did Not Fit the Definition of the Class
530390483	Claim Did Not Result in a Recognized Claim
530390484	Claim Did Not Result in a Recognized Claim
530390485	Claim Did Not Result in a Recognized Claim
530390486	Claim Did Not Result in a Recognized Claim
530390487	Claim Did Not Result in a Recognized Claim
530390488	Claim Did Not Result in a Recognized Claim
530390489	Claim Did Not Result in a Recognized Claim
530390491	Claim Did Not Result in a Recognized Claim
530390492	Claim Did Not Result in a Recognized Claim
530390493	Claim Did Not Result in a Recognized Claim
530390494	Claim Did Not Fit the Definition of the Class
530390495	Claim Did Not Result in a Recognized Claim
530390496	Claim Did Not Fit the Definition of the Class
530390497	Claim Did Not Fit the Definition of the Class
530390498	Claim Did Not Fit the Definition of the Class
530390499	Claim Did Not Result in a Recognized Claim
530390500	Claim Did Not Result in a Recognized Claim
530390501	Claim Did Not Fit the Definition of the Class
530390502	Claim Did Not Fit the Definition of the Class
530390504	Claim Did Not Result in a Recognized Claim
530390505	Claim Did Not Result in a Recognized Claim
530390506	Claim Did Not Fit the Definition of the Class
530390507	Claim Did Not Result in a Recognized Claim
530390508	Claim Did Not Fit the Definition of the Class
530390509	Claim Did Not Fit the Definition of the Class
530390510	Claim Did Not Result in a Recognized Claim
530390511	Claim Did Not Result in a Recognized Claim
530390512	Claim Did Not Result in a Recognized Claim
530390513	Claim Did Not Result in a Recognized Claim
530390514	Claim Did Not Result in a Recognized Claim
530390515	Claim Did Not Fit the Definition of the Class
530390516	Claim Did Not Result in a Recognized Claim
530390517	Claim Did Not Fit the Definition of the Class
530390518	Claim Did Not Fit the Definition of the Class
530390519	Claim Did Not Fit the Definition of the Class

Exhibit A-2

Late Rejected Claims

Claim Number	Reason for Ineligibility
530390520	Claim Did Not Fit the Definition of the Class
530390521	Claim Did Not Fit the Definition of the Class
530390522	Claim Did Not Fit the Definition of the Class
530390523	Claim Did Not Fit the Definition of the Class
530390524	Claim Did Not Fit the Definition of the Class
530390525	Claim Did Not Fit the Definition of the Class
530390527	Claim Did Not Result in a Recognized Claim
530390528	Claim Did Not Result in a Recognized Claim
530390529	Claim Did Not Result in a Recognized Claim
530390530	Claim Did Not Result in a Recognized Claim
530390531	Claim Did Not Result in a Recognized Claim
530390532	Claim Did Not Fit the Definition of the Class
530390533	Claim Did Not Result in a Recognized Claim
530390534	Claim Did Not Fit the Definition of the Class
530390535	Claim Did Not Fit the Definition of the Class
530390536	Claim Did Not Result in a Recognized Claim
530390537	Claim Did Not Result in a Recognized Claim
530390538	Claim Did Not Result in a Recognized Claim
530390540	Claim Did Not Result in a Recognized Claim
530390541	Claim Did Not Result in a Recognized Claim
530390543	Claim Did Not Result in a Recognized Claim
530390544	Claim Did Not Fit the Definition of the Class
530390545	Claim Did Not Result in a Recognized Claim
530390547	Claim Did Not Fit the Definition of the Class
530390548	Claim Did Not Fit the Definition of the Class
530390549	Claim Did Not Result in a Recognized Claim
530390550	Claim Did Not Result in a Recognized Claim
530390551	Claim Did Not Result in a Recognized Claim
530390552	Claim Did Not Result in a Recognized Claim
530390553	Claim Did Not Fit the Definition of the Class
530390555	Claim Did Not Result in a Recognized Claim
530390556	Claim Did Not Result in a Recognized Claim
530390557	Claim Did Not Fit the Definition of the Class
530390558	Claim Did Not Result in a Recognized Claim
530390559	Claim Did Not Result in a Recognized Claim
530390560	Claim Did Not Result in a Recognized Claim
530390561	Claim Did Not Fit the Definition of the Class
530390562	Claim Did Not Fit the Definition of the Class
530390563	Claim Did Not Result in a Recognized Claim
530390564	Claim Did Not Fit the Definition of the Class
530390565	Claim Did Not Fit the Definition of the Class
530390567	Claim Did Not Result in a Recognized Claim
530390568	Claim Did Not Fit the Definition of the Class
530390569	Claim Did Not Fit the Definition of the Class

Exhibit A-2

Late Rejected Claims

Claim Number	Reason for Ineligibility
530390570	Claim Did Not Fit the Definition of the Class
530390571	Claim Did Not Result in a Recognized Claim
530390572	Claim Did Not Fit the Definition of the Class
530390573	Claim Did Not Fit the Definition of the Class
530390574	Claim Did Not Result in a Recognized Claim
530390575	Claim Did Not Result in a Recognized Claim
530390576	Claim Did Not Fit the Definition of the Class
530390577	Claim Did Not Result in a Recognized Claim
530390578	Claim Did Not Fit the Definition of the Class
530390579	Claim Did Not Fit the Definition of the Class
530390580	Claim Did Not Result in a Recognized Claim
530390581	Claim Did Not Result in a Recognized Claim
530390582	Claim Did Not Result in a Recognized Claim
530390583	Claim Did Not Result in a Recognized Claim
530390584	Claim Did Not Result in a Recognized Claim
530390585	Claim Did Not Fit the Definition of the Class
530390586	Claim Did Not Result in a Recognized Claim
530390587	Claim Did Not Fit the Definition of the Class
530390588	Claim Did Not Result in a Recognized Claim
530390589	Claim Did Not Fit the Definition of the Class
530390590	Claim Did Not Fit the Definition of the Class
530390591	Claim Did Not Fit the Definition of the Class
530390592	Claim Did Not Fit the Definition of the Class
530390593	Claim Did Not Fit the Definition of the Class
530390594	Claim Did Not Fit the Definition of the Class
530390595	Claim Did Not Result in a Recognized Claim
530390596	Claim Did Not Result in a Recognized Claim
530390597	Claim Did Not Result in a Recognized Claim
530390598	Claim Did Not Fit the Definition of the Class
530390599	Claim Did Not Result in a Recognized Claim
530390600	Claim Did Not Result in a Recognized Claim
530390601	Claim Did Not Result in a Recognized Claim
530390602	Claim Did Not Result in a Recognized Claim
530390603	Claim Did Not Fit the Definition of the Class
530390604	Claim Did Not Result in a Recognized Claim
530390605	Claim Did Not Fit the Definition of the Class
530390606	Claim Did Not Fit the Definition of the Class
530390607	Claim Did Not Result in a Recognized Claim
530390608	Claim Did Not Result in a Recognized Claim
530390609	Claim Did Not Result in a Recognized Claim
530390610	Claim Did Not Fit the Definition of the Class
530390611	Claim Did Not Result in a Recognized Claim
530390612	Claim Did Not Fit the Definition of the Class
530390613	Claim Did Not Result in a Recognized Claim

Exhibit A-2

Late Rejected Claims

Claim Number	Reason for Ineligibility
530390615	Claim Did Not Result in a Recognized Claim
530390616	Claim Did Not Result in a Recognized Claim
530390617	Claim Did Not Result in a Recognized Claim
530390618	Claim Did Not Result in a Recognized Claim
530390619	Claim Did Not Result in a Recognized Claim
530390620	Claim Did Not Fit the Definition of the Class
530390621	Claim Did Not Result in a Recognized Claim
530390622	Claim Did Not Fit the Definition of the Class
530390623	Claim Did Not Result in a Recognized Claim
530390624	Claim Did Not Result in a Recognized Claim
530390625	Claim Did Not Fit the Definition of the Class
530390626	Claim Did Not Result in a Recognized Claim
530390627	Claim Did Not Result in a Recognized Claim
530390628	Claim Did Not Result in a Recognized Claim
530390630	Claim Did Not Fit the Definition of the Class
530390631	Claim Did Not Result in a Recognized Claim
530390632	Claim Did Not Result in a Recognized Claim
530390633	Claim Did Not Result in a Recognized Claim
530390634	Claim Did Not Result in a Recognized Claim
530390635	Claim Did Not Result in a Recognized Claim
530390636	Claim Did Not Result in a Recognized Claim
530390637	Claim Did Not Result in a Recognized Claim
530390638	Claim Did Not Result in a Recognized Claim
530390639	Claim Did Not Result in a Recognized Claim
530390640	Claim Did Not Result in a Recognized Claim
530390641	Claim Did Not Fit the Definition of the Class
530390642	Claim Did Not Fit the Definition of the Class
530390643	Claim Did Not Result in a Recognized Claim
530390644	Claim Did Not Result in a Recognized Claim
530390645	Claim Did Not Result in a Recognized Claim
530390646	Claim Did Not Result in a Recognized Claim
530390647	Claim Did Not Fit the Definition of the Class
530390648	Claim Did Not Fit the Definition of the Class
530390649	Claim Did Not Result in a Recognized Claim
530390650	Claim Did Not Result in a Recognized Claim
530390651	Claim Did Not Result in a Recognized Claim
530390652	Claim Did Not Fit the Definition of the Class
530390653	Claim Did Not Result in a Recognized Claim
530390654	Claim Did Not Result in a Recognized Claim
530390655	Claim Did Not Result in a Recognized Claim
530390656	Claim Did Not Fit the Definition of the Class
530390657	Claim Did Not Fit the Definition of the Class
530390658	Claim Did Not Result in a Recognized Claim
530390659	Claim Did Not Fit the Definition of the Class

Exhibit A-2

Late Rejected Claims

Claim Number	Reason for Ineligibility
530390660	Claim Did Not Fit the Definition of the Class
530390661	Claim Did Not Result in a Recognized Claim
530390662	Claim Did Not Result in a Recognized Claim
530390663	Claim Did Not Result in a Recognized Claim
530390664	Claim Did Not Result in a Recognized Claim
530390665	Claim Did Not Result in a Recognized Claim
530390666	Claim Did Not Fit the Definition of the Class
530390667	Claim Did Not Result in a Recognized Claim
530390668	Claim Did Not Result in a Recognized Claim
530390669	Claim Did Not Fit the Definition of the Class
530390670	Claim Did Not Result in a Recognized Claim
530390671	Claim Did Not Fit the Definition of the Class
530390672	Claim Did Not Result in a Recognized Claim
530390673	Claim Did Not Result in a Recognized Claim
530390674	Claim Did Not Result in a Recognized Claim
530390675	Claim Did Not Result in a Recognized Claim
530390676	Claim Did Not Result in a Recognized Claim
530390677	Claim Did Not Fit the Definition of the Class
530390681	Claim Did Not Fit the Definition of the Class
530390682	Claim Did Not Result in a Recognized Claim
530390689	Claim Did Not Fit the Definition of the Class
530390691	Claim Did Not Fit the Definition of the Class
530390694	Claim Did Not Fit the Definition of the Class
530390695	Claim Did Not Fit the Definition of the Class
530390696	Claim Did Not Fit the Definition of the Class
530390706	Claim Did Not Fit the Definition of the Class
530390710	Claim Did Not Fit the Definition of the Class
530390712	Claim Did Not Fit the Definition of the Class
530390713	Claim Did Not Fit the Definition of the Class
530390718	Claim Did Not Fit the Definition of the Class
530390719	Claim Did Not Fit the Definition of the Class
530390740	Claim Did Not Fit the Definition of the Class
530390744	Claim Did Not Fit the Definition of the Class
530390745	Claim Did Not Fit the Definition of the Class
530390747	Claim Did Not Fit the Definition of the Class
530390748	Claim Did Not Fit the Definition of the Class
530390751	Claim Did Not Fit the Definition of the Class
530390755	Claim Did Not Fit the Definition of the Class
530390757	Claim Did Not Fit the Definition of the Class
530390763	Claim Did Not Fit the Definition of the Class
530390765	Claim Did Not Fit the Definition of the Class
530390767	Claim Did Not Fit the Definition of the Class
530390770	Claim Did Not Fit the Definition of the Class
530390772	Claim Did Not Result in a Recognized Claim

Exhibit A-2

Late Rejected Claims

Claim Number	Reason for Ineligibility
530390775	Claim Did Not Fit the Definition of the Class
530390785	Claim Did Not Result in a Recognized Claim
530390787	Claim Did Not Fit the Definition of the Class
530390794	Claim Did Not Fit the Definition of the Class
530390800	Claim Did Not Fit the Definition of the Class
530390801	Claim Did Not Fit the Definition of the Class
530390805	Claim Did Not Result in a Recognized Claim
530390808	Claim Did Not Fit the Definition of the Class
530390809	Claim Did Not Fit the Definition of the Class
530390810	Claim Did Not Fit the Definition of the Class
530390811	Claim Did Not Result in a Recognized Claim
530390815	Claim Did Not Fit the Definition of the Class
530390820	Claim Did Not Fit the Definition of the Class
530390825	Claim Did Not Fit the Definition of the Class
530390827	Claim Did Not Fit the Definition of the Class
530390833	Claim Did Not Fit the Definition of the Class
530390853	Claim Did Not Fit the Definition of the Class
530390855	Claim Did Not Fit the Definition of the Class
530390859	Claim Did Not Fit the Definition of the Class
530390864	Claim Did Not Fit the Definition of the Class
530390870	Claim Did Not Result in a Recognized Claim
530390882	Claim Did Not Fit the Definition of the Class
530390884	Claim Did Not Fit the Definition of the Class
530390886	Claim Did Not Fit the Definition of the Class
530390909	Claim Did Not Fit the Definition of the Class
530390917	Claim Did Not Fit the Definition of the Class
530390921	Claim Did Not Fit the Definition of the Class
530390924	Claim Did Not Fit the Definition of the Class
530390947	Claim Did Not Fit the Definition of the Class
530390958	Claim Did Not Fit the Definition of the Class
530390959	Claim Did Not Fit the Definition of the Class
530390961	Claim Did Not Fit the Definition of the Class
530390967	Claim Did Not Fit the Definition of the Class
530390968	Claim Did Not Result in a Recognized Claim
530390974	Claim Did Not Fit the Definition of the Class
530390980	Claim Did Not Fit the Definition of the Class
530390981	Claim Did Not Fit the Definition of the Class
530390982	Claim Did Not Fit the Definition of the Class
530390983	Claim Did Not Fit the Definition of the Class
530390984	Claim Did Not Fit the Definition of the Class
530390985	Claim Did Not Fit the Definition of the Class
530390986	Claim Did Not Fit the Definition of the Class
530390987	Claim Did Not Fit the Definition of the Class
530390988	Claim Did Not Fit the Definition of the Class

Exhibit A-2

Late Rejected Claims

Claim Number	Reason for Ineligibility
530390989	Claim Did Not Fit the Definition of the Class
530390990	Claim Did Not Fit the Definition of the Class
530390991	Claim Did Not Fit the Definition of the Class
530390992	Claim Did Not Result in a Recognized Claim
530390993	Claim Did Not Fit the Definition of the Class
530390994	Claim Did Not Fit the Definition of the Class
530390995	Claim Did Not Fit the Definition of the Class
530390996	Claim Did Not Fit the Definition of the Class
530390997	Claim Did Not Fit the Definition of the Class
530390998	Claim Did Not Fit the Definition of the Class
530390999	Claim Did Not Fit the Definition of the Class
530391000	Claim Did Not Fit the Definition of the Class
530391001	Claim Did Not Result in a Recognized Claim
530391002	Claim Did Not Fit the Definition of the Class
530391003	Claim Did Not Fit the Definition of the Class
530391004	Claim Did Not Fit the Definition of the Class
530391005	Claim Did Not Fit the Definition of the Class
530391006	Claim Did Not Fit the Definition of the Class
530391007	Claim Did Not Fit the Definition of the Class
530391008	Claim Did Not Fit the Definition of the Class
530391009	Claim Did Not Fit the Definition of the Class
530391010	Claim Did Not Fit the Definition of the Class
530391011	Claim Did Not Fit the Definition of the Class
530391012	Claim Did Not Fit the Definition of the Class
530391013	Claim Did Not Result in a Recognized Claim
530391014	Claim Did Not Result in a Recognized Claim
530391015	Claim Did Not Result in a Recognized Claim
530391016	Claim Did Not Result in a Recognized Claim
530391017	Claim Did Not Result in a Recognized Claim
530391018	Claim Did Not Fit the Definition of the Class
530391019	Claim Did Not Fit the Definition of the Class
530391020	Claim Did Not Result in a Recognized Claim
530391021	Claim Did Not Result in a Recognized Claim
530391022	Claim Did Not Result in a Recognized Claim
530391023	Claim Did Not Result in a Recognized Claim
530391024	Claim Did Not Result in a Recognized Claim
530391025	Claim Did Not Result in a Recognized Claim
530391026	Claim Did Not Result in a Recognized Claim
530391027	Claim Did Not Result in a Recognized Claim
530391028	Claim Did Not Result in a Recognized Claim
530391029	Claim Did Not Fit the Definition of the Class
530391030	Claim Did Not Result in a Recognized Claim
530391031	Claim Did Not Result in a Recognized Claim
530391032	Claim Did Not Fit the Definition of the Class

Exhibit A-2

Late Rejected Claims

Claim Number	Reason for Ineligibility
530391033	Claim Did Not Result in a Recognized Claim
530391034	Claim Did Not Result in a Recognized Claim
530391035	Claim Did Not Result in a Recognized Claim
530391036	Claim Did Not Result in a Recognized Claim
530391037	Claim Did Not Result in a Recognized Claim
530391038	Claim Did Not Result in a Recognized Claim
530391039	Claim Did Not Result in a Recognized Claim
530391040	Claim Did Not Result in a Recognized Claim
530391041	Claim Did Not Result in a Recognized Claim
530391042	Claim Did Not Result in a Recognized Claim
530391043	Claim Did Not Fit the Definition of the Class
530391044	Claim Did Not Result in a Recognized Claim
530391045	Claim Did Not Result in a Recognized Claim
530391046	Claim Did Not Result in a Recognized Claim
530391047	Claim Did Not Result in a Recognized Claim
530391048	Claim Did Not Result in a Recognized Claim
530391049	Claim Did Not Result in a Recognized Claim
530391050	Claim Did Not Fit the Definition of the Class
530391051	Claim Did Not Fit the Definition of the Class
530391052	Claim Did Not Fit the Definition of the Class
530391053	Claim Did Not Fit the Definition of the Class
530391054	Claim Did Not Result in a Recognized Claim
530391055	Claim Did Not Fit the Definition of the Class
530391056	Claim Did Not Fit the Definition of the Class
530391057	Claim Did Not Fit the Definition of the Class
530391058	Claim Did Not Result in a Recognized Claim
530391059	Claim Did Not Result in a Recognized Claim
530391060	Claim Did Not Fit the Definition of the Class
530391061	Claim Did Not Fit the Definition of the Class
530391062	Claim Did Not Fit the Definition of the Class
530391063	Claim Did Not Fit the Definition of the Class
530391064	Claim Did Not Fit the Definition of the Class
530391065	Claim Did Not Fit the Definition of the Class
530391066	Claim Did Not Result in a Recognized Claim
530391067	Claim Did Not Fit the Definition of the Class
530391068	Claim Did Not Fit the Definition of the Class
530391069	Claim Did Not Fit the Definition of the Class
530391070	Claim Did Not Result in a Recognized Claim
530391071	Claim Did Not Fit the Definition of the Class
530391072	Claim Did Not Fit the Definition of the Class
530391073	Claim Did Not Fit the Definition of the Class
530391074	Claim Did Not Fit the Definition of the Class
530391075	Claim Did Not Fit the Definition of the Class
530391076	Claim Did Not Fit the Definition of the Class

Exhibit A-2

Late Rejected Claims

Claim Number	Reason for Ineligibility
530391077	Claim Did Not Fit the Definition of the Class
530391078	Claim Did Not Result in a Recognized Claim
530391079	Claim Did Not Fit the Definition of the Class
530391080	Claim Did Not Fit the Definition of the Class
530391081	Claim Did Not Fit the Definition of the Class
530391082	Claim Did Not Fit the Definition of the Class
530391083	Claim Did Not Result in a Recognized Claim
530391084	Claim Did Not Result in a Recognized Claim
530391085	Claim Did Not Result in a Recognized Claim
530391086	Claim Did Not Result in a Recognized Claim
530391087	Claim Did Not Result in a Recognized Claim
530391088	Claim Did Not Result in a Recognized Claim
530391089	Claim Did Not Fit the Definition of the Class
530391090	Claim Did Not Result in a Recognized Claim
530391091	Claim Did Not Result in a Recognized Claim
530391092	Claim Did Not Result in a Recognized Claim
530391093	Claim Did Not Result in a Recognized Claim
530391094	Claim Did Not Fit the Definition of the Class
530391095	Claim Did Not Result in a Recognized Claim
530391097	Claim Did Not Fit the Definition of the Class
530391098	Claim Did Not Fit the Definition of the Class
530391099	Claim Did Not Fit the Definition of the Class
530391100	Claim Did Not Result in a Recognized Claim
530391101	Claim Did Not Fit the Definition of the Class
530391102	Claim Did Not Result in a Recognized Claim
530395005	Deficient Claim Never Cured
530395007	Claim Did Not Result in a Recognized Claim
530395009	Claim Did Not Fit the Definition of the Class
530395010	Claim Did Not Result in a Recognized Claim

Count: 601

EXHIBIT B

Exhibit B

Late Cured Claims

Claim Number	Recognized Claim
24902	$970,376.36
530389915	$927,034.00
530393016	$843,600.00
530392979	$817,866.75
11157	$567,596.00
24889	$561,669.77
24900	$480,005.47
24369	$474,144.64
530381531	$428,050.00
530394014	$419,100.28
530389903	$409,764.87
530393131	$255,665.62
530393331	$246,869.40
530065790	$218,301.40
25281	$209,139.44
530393177	$207,486.30
530393215	$197,120.66
530393565	$189,777.68
24891	$172,799.68
530389864	$164,850.00
530393561	$163,306.30
25280	$159,746.77
530393341	$157,408.24
530393899	$130,479.71
24390	$129,235.15
530393525	$127,945.40
8245	$121,305.00
530389858	$117,408.00
25286	$102,164.54
530389917	$95,230.59
530065165	$95,094.62
530393509	$93,896.00
530394272	$92,635.00
25282	$90,352.51
25276	$88,205.11
26928	$79,628.00
10710	$78,063.00
844	$72,750.00
530394235	$72,298.77
24627	$68,909.00
26707	$59,900.00
530078420	$55,726.34
530394041	$55,096.00
530394349	$54,663.09
12772	$53,850.00
530389877	$53,812.00

Exhibit B

Late Cured Claims

Claim Number	Recognized Claim
530280956	$52,391.40
23371	$51,185.00
25278	$50,668.46
12771	$50,223.00
530394302	$49,276.00
530389904	$42,551.06
530393733	$41,617.60
530394237	$39,499.40
15456	$38,326.00
530393348	$37,914.20
530394183	$37,489.45
6265	$34,620.00
530394236	$33,747.70
530394485	$33,544.00
530393491	$33,535.60
24648	$31,960.18
530393174	$29,817.75
530393851	$28,674.51
530393263	$27,072.35
26705	$25,525.00
26702	$25,385.00
530393179	$24,830.38
24892	$24,372.22
6587	$22,910.00
26704	$22,198.00
530393968	$21,777.47
530394102	$20,475.82
26701	$20,035.00
530394533	$19,469.42
26703	$18,990.00
26709	$18,988.00
12059	$16,310.00
13688	$16,100.00
530394184	$14,891.00
530393352	$13,494.39
4436	$12,969.00
530045250	$12,854.00
16696	$11,935.00
15460	$11,924.00
18066	$11,714.00
530393817	$11,525.00
530281636	$11,304.00
530389916	$10,050.06
11417	$9,580.20
530394047	$9,455.56
14780	$9,420.00

Exhibit B

Late Cured Claims

Claim Number	Recognized Claim
530393181	$9,396.64
530393599	$9,105.00
530393770	$8,044.00
530393651	$7,481.85
26158	$7,338.00
17384	$7,226.00
17744	$7,103.55
530393400	$6,960.00
530051830	$6,761.87
16900	$6,180.50
12770	$5,992.00
13924	$5,800.00
21806	$5,274.06
530394769	$5,186.25
530394313	$5,119.66
6860	$5,030.76
27411	$4,713.59
530394768	$4,610.00
530394771	$4,610.00
27407	$4,570.00
6863	$4,352.04
2399	$4,260.00
25279	$4,256.89
14040	$3,880.00
530394343	$3,805.25
530393767	$3,680.00
20157	$3,177.25
530269165	$2,916.23
13831	$2,859.59
15465	$2,849.00
530161845	$2,826.00
6857	$2,737.81
530393998	$2,631.54
17745	$2,610.75
26374	$2,602.00
23377	$2,522.51
16086	$2,425.00
530394554	$2,402.49
25849	$2,392.94
530259094	$2,308.00
15799	$2,285.00
22731	$1,986.00
530258878	$1,969.63
18069	$1,930.00
5492	$1,913.54
8562	$1,884.00

Exhibit B

Late Cured Claims

Claim Number	Recognized Claim
530393768	$1,791.60
530394549	$1,672.00
1335	$1,624.00
530267214	$1,537.75
23691	$1,534.50
530252359	$1,491.89
530258714	$1,446.72
6196	$1,428.00
530272577	$1,381.88
530261212	$1,356.48
23468	$1,268.26
530389909	$1,223.00
530252525	$1,124.53
24568	$1,100.70
14959	$1,082.50
11270	$970.00
17487	$963.62
530270445	$961.14
8447	$942.00
14961	$942.00
6155	$888.30
23599	$878.70
25868	$848.78
245	$811.80
530279380	$777.79
530394244	$742.05
530272337	$714.10
530274071	$683.22
530259119	$662.00
530256139	$594.44
16117	$579.00
16118	$579.00
530256140	$571.28
530259150	$553.91
530259525	$528.82
530262562	$521.10
530268350	$497.94
530278832	$465.13
530263230	$455.48
530278483	$438.11
530252532	$412.32
530263755	$399.82
530277701	$389.86
22523	$386.00
530394229	$367.37
530269447	$364.77

Exhibit B

Late Cured Claims

Claim Number	Recognized Claim
530252375	$358.98
13016	$354.06
530268924	$345.47
530256952	$333.89
530258202	$297.86
530256954	$285.64
530265364	$285.64
530161654	$281.00
530258525	$258.30
24420	$256.25
530252488	$250.90
530254716	$247.04
530268360	$246.17
530268393	$233.53
530277694	$233.53
530275111	$231.60
530277753	$225.81
530266557	$218.09
530269957	$204.58
530273936	$204.58
530278926	$198.79
530270659	$189.14
530258933	$147.60
530263402	$146.68
26566	$145.00
530261038	$137.03
21561	$126.45
530266403	$123.52
530268636	$123.48
19763	$114.00
530278360	$111.94
530253753	$110.01
530277754	$104.22
530261924	$102.29
530271976	$100.36
530260001	$96.50
530275181	$84.92
530257604	$84.37
19764	$76.00
530277398	$75.27
530262695	$69.48
530276402	$67.55
530254186	$65.62
7908	$65.31
530258280	$61.76
530262694	$57.90

Exhibit B

Late Cured Claims

Claim Number	Recognized Claim
530277514	$55.97
530151794	$55.10
530393438	$48.98
530262693	$48.25
530271073	$48.25
530277011	$48.25
530259833	$44.96
530262552	$39.82
530258837	$38.60
530277446	$36.67
530258725	$32.12
530271174	$25.09
530257612	$17.99
530263501	$5.32

Count: 244

Total Recognized Claim: $12,672,527.97

EXHIBIT C-1

Exhibit C-1

Late Adjusted Eligible Claims

Claim Number	Recognized Claim
530389897	$1,089,799.61
530389912	$1,017,693.60
530389933	$1,017,583.24
530389860	$911,382.19
530389906	$903,130.97
530088283	$872,338.10
530054345	$788,328.80
530389867	$718,345.45
530389875	$680,006.58
530389971	$627,291.65
530389988	$575,852.10
530088197	$472,084.68
530074896	$444,089.15
530389963	$437,571.29
530357459	$388,415.00
530038821	$342,220.31
530074875	$309,679.81
530389935	$302,533.20
530049827	$298,280.25
530088454	$294,955.16
530047435	$288,316.46
530034791	$271,530.91
530038824	$250,812.57
530163584	$241,358.77
530086413	$218,414.36
530216622	$212,300.00
530086902	$211,530.00
530074879	$185,135.53
530395008	$180,672.00
530062172	$171,341.00
530389884	$166,858.03
530018410	$151,376.00
530281004	$140,638.19
530389873	$132,989.54
530389934	$132,989.54
530389938	$131,129.41
530389900	$126,788.81
530389979	$125,884.25
530389914	$119,072.32
530148904	$112,400.00
530074943	$108,229.61
530389966	$102,081.25
530395006	$98,140.70
530389969	$90,185.90
530389983	$83,001.32
530389975	$76,612.05

Exhibit C-1

Late Adjusted Eligible Claims

Claim Number	Recognized Claim
530149496	$70,445.00
21299	$63,854.95
530389968	$62,270.73
530389978	$62,234.50
22142	$57,919.00
530389945	$57,538.15
530074873	$57,419.85
530389989	$50,490.63
530064881	$44,206.00
530088363	$42,918.00
530065562	$42,564.95
530389926	$40,398.60
530389959	$37,295.75
530009795	$36,446.94
530389984	$27,877.50
530047738	$26,361.46
530389939	$25,542.77
530074861	$24,461.38
530047879	$24,151.20
530389920	$23,467.25
11	$23,213.50
530389952	$22,909.11
530149206	$22,850.00
530389986	$20,139.60
530389905	$19,926.95
530068122	$19,310.65
530389889	$18,439.71
10199	$16,104.46
530389958	$16,020.00
530086961	$15,760.00
530389999	$15,697.30
530163540	$15,035.00
530068152	$13,832.60
530389996	$12,309.90
530074878	$11,832.00
530009624	$11,242.81
530046794	$9,872.16
530088585	$9,784.00
530017621	$9,570.00
530017707	$9,417.92
530047735	$9,292.50
530389891	$6,876.51
530389995	$6,717.90
530389998	$6,393.24
530068129	$6,328.20
530389985	$6,264.40

Exhibit C-1

Late Adjusted Eligible Claims

Claim Number	Recognized Claim
8234	$6,008.75
530389987	$5,407.00
530053904	$4,892.00
17852	$4,721.82
530389994	$4,669.45
530149497	$4,365.00
530047320	$4,312.30
530389896	$3,567.50
530088105	$2,882.00
530066947	$2,871.00
530079900	$2,848.50
530006352	$2,492.99
530161970	$2,488.00
530191712	$2,425.00
530159512	$2,302.95
530260935	$2,258.63
530088575	$2,143.38
530159590	$2,128.24
530159511	$1,951.87
17752	$1,912.00
530390000	$1,854.50
530389940	$1,605.26
530088579	$1,476.00
530085611	$1,467.60
530059195	$1,435.91
530079533	$1,403.26
4251	$1,223.00
530151785	$1,218.97
530065565	$1,185.90
530065610	$1,165.80
530389997	$1,152.00
530074915	$990.63
530078787	$951.72
530159547	$840.91
530104071	$831.64
530078617	$804.13
530078667	$770.49
530078619	$753.47
530103819	$695.46
530074914	$623.73
530079014	$587.04
530080333	$552.22
530080566	$550.35
530065620	$545.30
530084961	$538.12
530159531	$494.68

Exhibit C-1

Late Adjusted Eligible Claims

Claim Number	Recognized Claim
530159568	$494.68
530085127	$464.74
530067105	$457.00
530151783	$440.39
530079599	$436.82
530079669	$426.25
530078623	$403.86
530082076	$391.36
530148722	$388.75
530085638	$385.00
530079066	$364.89
530159582	$348.35
530083687	$347.32
530103805	$346.35
530086025	$342.23
530002307	$339.86
530024305	$332.13
530079011	$323.71
530159533	$309.69
530080808	$289.51
530149509	$281.00
530080788	$277.49
530389980	$277.00
530080514	$273.48
530078847	$268.71
530078679	$267.19
530084721	$262.77
530079456	$261.62
530084562	$261.44
530085927	$261.25
530079981	$256.83
530159527	$251.32
530000894	$248.70
530083532	$237.12
530084471	$232.37
530084245	$227.24
530001989	$226.02
530083531	$207.48
530084959	$207.48
530083154	$205.49
530084061	$200.99
530159541	$194.13
530080709	$192.50
530080470	$187.92
530082100	$183.45
6221	$181.82

Exhibit C-1

Late Adjusted Eligible Claims

Claim Number	Recognized Claim
530078817	$180.68
530083424	$177.84
530159570	$174.15
530084810	$171.22
530079546	$165.00
530078816	$161.54
530080791	$153.02
530080816	$152.77
530159587	$150.39
530084595	$149.73
530084437	$148.20
530080583	$139.99
530159499	$138.64
530084460	$138.32
530084128	$136.28
530085634	$135.98
530078870	$134.53
530084367	$134.53
530084854	$134.53
530084192	$128.44
530085153	$128.44
530079401	$125.27
530080821	$125.27
530080805	$124.95
530085551	$124.51
530086015	$123.75
530085644	$122.99
530085955	$122.99
530080841	$122.30
530085633	$122.23
530080839	$117.04
530080754	$111.52
530084759	$110.07
530084796	$109.24
530084465	$108.68
530080800	$108.48
530082227	$108.48
530085641	$108.48
530084616	$99.29
530084071	$98.80
530085070	$98.80
530078788	$97.01
530084059	$96.52
530080786	$96.25
530080787	$96.25
530080799	$96.25

Exhibit C-1

Late Adjusted Eligible Claims

Claim Number	Recognized Claim
530082226	$96.25
530085494	$96.25
530085627	$96.25
530085635	$96.25
530085957	$96.25
530079869	$95.49
530080784	$95.49
530156466	$94.48
530084675	$88.92
530085958	$85.61
530080772	$84.02
530085002	$79.04
530083515	$75.24
530152172	$73.80
530159576	$65.05
530159560	$61.60
530083418	$59.28
530085222	$49.40
530159553	$47.58
530084151	$39.34
530080708	$38.76
530080205	$31.92
530084297	$31.70
530083679	$29.64
530083784	$29.64
530080823	$28.88
530086095	$23.21
530086016	$22.80
530079165	$9.88
530077283	$6.50
530077951	$3.06
530088364	$2.30
530159509	$2.22

Count: 263

Total Recognized Claim: $17,968,252.61

EXHIBIT C-2

Exhibit C-2

Late Adjusted Rejected Claims

Claim Number	Reason for Ineligibility
256	Claim Did Not Result in a Recognized Claim
969	Deficient Claim Never Cured
9583	Claim Did Not Result in a Recognized Claim
14453	Claim Did Not Fit the Definition of the Class
15205	Claim Did Not Result in a Recognized Claim
27152	Claim Did Not Result in a Recognized Claim
530017626	Deficient Claim Never Cured
530017627	Deficient Claim Never Cured
530045397	Deficient Claim Never Cured
530047882	Claim Did Not Fit the Definition of the Class
530074860	Claim Did Not Result in a Recognized Claim
530074868	Deficient Claim Never Cured
530078511	Deficient Claim Never Cured
530088263	Claim Did Not Fit the Definition of the Class
530148656	Claim Did Not Result in a Recognized Claim
530149014	Claim Did Not Result in a Recognized Claim
530149510	Deficient Claim Never Cured
530151782	Claim Did Not Result in a Recognized Claim
530151784	Claim Did Not Result in a Recognized Claim
530151792	Claim Did Not Result in a Recognized Claim
530372101	Deficient Claim Never Cured
530372103	Deficient Claim Never Cured
530372109	Deficient Claim Never Cured
530389861	Claim Did Not Result in a Recognized Claim
530389862	Claim Did Not Fit the Definition of the Class
530389868	Claim Did Not Result in a Recognized Claim
530389870	Claim Did Not Result in a Recognized Claim
530389871	Claim Did Not Result in a Recognized Claim
530389886	Claim Did Not Result in a Recognized Claim
530389899	Claim Did Not Fit the Definition of the Class
530389919	Claim Did Not Fit the Definition of the Class
530389921	Claim Did Not Fit the Definition of the Class
530389922	Claim Did Not Result in a Recognized Claim
530389923	Claim Did Not Result in a Recognized Claim
530389924	Claim Did Not Result in a Recognized Claim
530389927	Claim Did Not Fit the Definition of the Class
530389928	Claim Did Not Fit the Definition of the Class
530389929	Claim Did Not Fit the Definition of the Class
530389937	Claim Did Not Fit the Definition of the Class
530389941	Claim Did Not Fit the Definition of the Class
530389943	Claim Did Not Fit the Definition of the Class
530389947	Claim Did Not Result in a Recognized Claim
530389951	Claim Did Not Result in a Recognized Claim
530389954	Claim Did Not Result in a Recognized Claim
530389955	Claim Did Not Result in a Recognized Claim
530389956	Claim Did Not Result in a Recognized Claim

Count: 46

EXHIBIT D

Exhibit D

Claims After Final Bar Date

Claim Number	Recognized Claim
1813	$3,860.00
1815	$11,090.00

Count: 2

Total Recognized Claim: $14,950.00

EXHIBIT E-1

Exhibit E-1

Accepted Data Integrity Claims

Claim Number	Recognized Claim
530053882	$36,147,346.87
530087933	$31,034,273.75
530393336	$28,258,405.00
530148214	$18,962,000.61
530147238	$18,750,714.97
530389883	$18,181,086.20
530035440	$15,141,284.50
530389961	$13,282,945.25
530286979	$12,798,075.72
530390260	$10,851,711.00
530393209	$10,461,892.08
530146997	$9,445,104.00
530393334	$9,112,549.15
530054759	$9,013,478.69
530383479	$8,179,313.33
530055074	$7,034,610.06
530286558	$6,827,996.22
530147882	$6,589,886.28
530214038	$6,110,343.02
530286552	$5,134,928.40
530017660	$4,653,513.17
530389925	$4,614,122.54
530017667	$4,549,081.85
530054824	$4,208,610.33
530389859	$4,078,565.80
530054757	$3,773,828.67
530074941	$3,724,832.50
530046483	$3,525,619.80
530147117	$3,516,535.88
530149240	$3,337,847.00
530037892	$3,200,734.32
530389879	$3,086,807.82
530390239	$2,441,384.04
530088348	$2,433,591.46
530390007	$2,330,554.00
530054758	$2,314,530.89
530037896	$2,066,688.15
530393354	$2,013,374.00
530389853	$1,941,167.65
530395003	$1,897,292.19
530393079	$1,869,465.71
530045283	$1,753,530.30
530286974	$1,751,020.98
530389944	$1,714,993.76
530375216	$1,675,022.19
530045353	$1,600,128.08

Exhibit E-1

Accepted Data Integrity Claims

Claim Number	Recognized Claim
530148547	$1,591,326.41
530394101	$1,563,178.72
530149581	$1,504,828.34
530284951	$1,497,471.02
530389953	$1,482,276.00
530393213	$1,417,529.48
530389863	$1,413,105.56
530393339	$1,363,522.26
530394185	$1,242,450.00
530394135	$1,218,896.86
530149101	$1,203,711.31
530390259	$1,188,678.95
530146967	$1,157,065.89
530051858	$1,139,495.70
530042394	$1,138,481.58
530017617	$1,136,958.52
530018198	$1,136,184.20
530063309	$1,135,878.08
530163587	$1,124,126.26
530051994	$1,119,979.26
530375201	$1,106,305.90
530051735	$1,104,899.03
530068082	$1,101,159.36
530087177	$1,099,214.20
530113693	$1,097,422.19
530018056	$1,094,046.85
530357466	$1,090,010.52
530062016	$1,070,683.86
530065186	$1,069,245.90
530063427	$1,063,298.64
530041723	$1,062,846.39
530051787	$1,057,737.97
530041776	$1,051,249.00
530017663	$1,048,611.92
530050639	$1,046,499.30
530050658	$1,044,914.12
530088123	$1,043,847.67
530273809	$1,042,267.55
530061496	$1,040,145.87
530088619	$1,034,896.00
530065683	$1,033,900.26
530017911	$1,033,209.16
530018403	$1,025,500.00
530061893	$1,024,603.00
530103717	$1,023,593.60
530035579	$1,016,980.50

Exhibit E-1

Accepted Data Integrity Claims

Claim Number	Recognized Claim
530054487	$1,005,723.41
530018401	$1,001,500.00
530067945	$830,986.39
530059652	$708,092.35
530103968	$489,904.50
530390224	$480,545.05
530389872	$446,395.00
530036781	$425,731.75
530103974	$403,110.00
530045249	$361,446.17
530281344	$310,684.68
530045269	$283,852.00
530017698	$231,469.10
530113691	$119,062.40
530389865	$67,647.80
530045268	$61,637.20
530389949	$27,863.00
530104005	$26,532.70
530103746	$24,684.80
530099741	$17,300.56
530167261	$11,540.00
530389869	$3,278.00
530389948	$3,278.00
530390241	$2,505.00

Count: 116

Total Recognized Claim: $416,037,791.21

EXHIBIT E-2

Exhibit E-2

Rejected Data Integrity Claims

Claim Number	Reason for Ineligibility
530008423	No Documents Provided
530008499	No Documents Provided
530026713	No Documents Provided
530026785	Inadequate Documents
530035333	Inadequate Documents
530035357	No Documents Provided
530035424	No Documents Provided
530035926	No Documents Provided
530036783	Inadequate Documents
530037179	No Documents Provided
530038015	No Documents Provided
530038406	No Documents Provided
530040187	No Documents Provided
530040188	No Documents Provided
530045309	No Documents Provided
530045354	Inadequate Documents
530045360	Inadequate Documents
530045385	No Documents Provided
530047567	No Documents Provided
530047584	No Documents Provided
530047597	No Documents Provided
530047623	Inadequate Documents
530047855	No Documents Provided
530050941	No Documents Provided
530052476	Inadequate Documents
530052537	Inadequate Documents
530053814	No Documents Provided
530065558	Inadequate Documents
530065609	Inadequate Documents
530065614	No Documents Provided
530067501	No Documents Provided
530067858	No Documents Provided
530067890	Inadequate Documents
530067903	Inadequate Documents
530067923	Inadequate Documents
530067989	Inadequate Documents
530067991	Inadequate Documents
530067992	Inadequate Documents
530068080	Inadequate Documents
530068084	Inadequate Documents
530068099	Inadequate Documents
530075199	Inadequate Documents
530077048	No Documents Provided
530077086	No Documents Provided
530077163	No Documents Provided
530077164	No Documents Provided

Exhibit E-2

Rejected Data Integrity Claims

Claim Number	Reason for Ineligibility
530077208	No Documents Provided
530077212	No Documents Provided
530077927	Inadequate Documents
530082109	Inadequate Documents
530086389	No Documents Provided
530086403	No Documents Provided
530087349	Inadequate Documents
530088057	No Documents Provided
530088061	Inadequate Documents
530088111	Inadequate Documents
530088192	Inadequate Documents
530088199	Inadequate Documents
530088201	Inadequate Documents
530088288	No Documents Provided
530088292	No Documents Provided
530088367	No Documents Provided
530088372	Inadequate Documents
530088376	Inadequate Documents
530088378	No Documents Provided
530088408	No Documents Provided
530088590	No Documents Provided
530089091	No Documents Provided
530089884	No Documents Provided
530090159	No Documents Provided
530103988	No Documents Provided
530113627	Inadequate Documents
530113696	Inadequate Documents
530122844	No Documents Provided
530130589	No Documents Provided
530134065	Inadequate Documents
530146950	No Documents Provided
530146957	No Documents Provided
530147247	No Documents Provided
530148512	Inadequate Documents
530148683	Inadequate Documents
530148686	Inadequate Documents
530148737	Inadequate Documents
530148924	No Documents Provided
530148928	No Documents Provided
530149018	Inadequate Documents
530149130	No Documents Provided
530149132	No Documents Provided
530149183	No Documents Provided
530149214	No Documents Provided
530149215	No Documents Provided
530149259	No Documents Provided

Exhibit E-2

Rejected Data Integrity Claims

Claim Number	Reason for Ineligibility
530149266	No Documents Provided
530149296	No Documents Provided
530149466	No Documents Provided
530150218	No Documents Provided
530150221	No Documents Provided
530150222	Inadequate Documents
530150223	Inadequate Documents
530163546	No Documents Provided
530163555	No Documents Provided
530281893	No Documents Provided
530281914	No Documents Provided
530281931	No Documents Provided
530286230	No Documents Provided
530286298	No Documents Provided
530286311	No Documents Provided
530286582	Inadequate Documents
530357990	No Documents Provided
530362702	No Documents Provided
530370507	No Documents Provided
530389854	No Documents Provided
530389855	Inadequate Documents
530389856	Inadequate Documents
530389857	Inadequate Documents
530389866	Inadequate Documents
530389880	Inadequate Documents
530389881	Inadequate Documents
530389885	Inadequate Documents
530389887	Inadequate Documents
530389888	No Documents Provided
530389892	Inadequate Documents
530389893	Inadequate Documents
530389894	Inadequate Documents
530389895	Inadequate Documents
530389898	Inadequate Documents
530389902	No Documents Provided
530389910	Inadequate Documents
530389930	Inadequate Documents
530389931	Inadequate Documents
530389932	No Documents Provided
530389957	Inadequate Documents
530097733	Claim Did Not Result in a Recognized Claim
530389962	Claim Did Not Result in a Recognized Claim

Count: 134

EXHIBIT F

Exhibit F

Franklin Templeton Claims

Claim Number	Recognized Claim
530050522	$272,121,339.86
530050519	$62,612,303.20
530050523	$24,983,625.00
530050501	$17,595,168.24
530050532	$16,044,760.83
530050529	$13,300,785.80
530050530	$10,160,997.62
530050524	$7,263,009.05
530050521	$4,456,262.45
530050512	$3,322,649.40
530050533	$3,069,042.06
530050493	$2,722,880.09
530050487	$1,262,115.00
530050489	$544,438.26
530050528	$414,053.20
530050500	$232,124.14
530050492	$224,563.20
530050483	$140,641.26
530050496	$133,427.40
530050491	$93,441.56
530050482	$88,173.68
530050490	$57,881.56
530050527	$20,009.68
530050497	$8,191.20
530050498	$4,248.72
530050508	$4,060.00
530050484	$0.00
530050485	$0.00
530050486	$0.00
530050488	$0.00
530050494	$0.00
530050495	$0.00
530050502	$0.00
530050503	$0.00
530050504	$0.00
530050505	$0.00
530050506	$0.00
530050507	$0.00
530050509	$0.00
530050511	$0.00
530050515	$0.00
530050517	$0.00
530050518	$0.00
530050526	$0.00
530050534	$0.00

Count: 45

Total Recognized Claim: $440,880,192.44

EXHIBIT G

Part 1 of 4

From: info_TevaSecuritiesLitigatio
Sent: Monday, April 4, 2022 5:13 PM
To: Claims_TevaSecuritiesLitigat
Subject: Teva Securities Litigation – Claim Upload

Contact Information

Location: \\Ca003-prfs001\CA-7\Teva Securities Litigation - 40053393\Electronic Files Received\Claim[redacted]

Name:

Address:

USA

Phone Number:

Email:

Date and Time: 4/4/2022 5:13:21 PM

Confirmation Number: [redacted]

THIS CLAIM WAS RECEIVED WITHOUT **PAGE 2**

(Scanner please don't delete this page)

THIS CLAIM WAS RECEIVED WITHOUT
PAGE 10

(Scanner please don't delete this page)

Attachments

Patch Code 3

FEBRUARY 1, 2022 - FEBRUARY 28, 2022
ACCOUNT NUMBER:

Stocks, options & ETFs

Stocks and ETFs continued

DESCRIPTION	% OF ACCOUNT	QUANTITY	ADJ PRICE/ ORIG PRICE	ADJ COST/ ORIG COST	CURRENT PRICE	CURRENT MARKET VALUE	UNREALIZED GAIN/LOSS	ESTIMATED ANNUAL INCOME	ESTIMATED ANNUAL YIELD (%)
ulred 12/03/13 L									
[redacted] PHARMACEUTICAL INDS LTD ADR TEVA Acquired Net Tax Lots S m	2.13	625	22.99	14,879.74	8.1300	5,081.25	-9,598.49	N/A	N/A

In re Teva Securities Litigation
c/o Epiq Class Action & Claims Solutions, Inc.
PO Box 3565
Portland, OR 97208-3565

Website: www.TevaSecuritiesLitigation.com
Email: info@TevaSecuritiesLitigation.com
Phone: 1-855-675-3124
Phone Outside the US and Canada: 1-503-520-4435

400533930007149467
000 0000156 00000000 0001 0002 00118 INS: 0 0

Claim Number:

Response Deadline: December 6, 2022

November 16, 2022

Notice of Deficient Proof of Claim Submission

Dear Claimant:

We have determined that the Proof of Claim and Release Form ("Claim") that you submitted in connection with the settlement obtained in *In re Teva Securities Litigation* (Case No. 3:17-cv-00558 (SRU) is deficient or ineligible for the reason(s) identified below. To resolve those deficiencies, you must submit, postmarked no later than the Response Deadline printed at the top of this Notice, a written response with any required documentation, as specified below, together with a copy of this notice. **If you fail to do so, your Claim will be rejected to the extent that those deficient conditions remain uncured. This Notice is the only notice that you will receive with respect to the Claim identified at the top of this Notice.**

PLEASE NOTE: The Court-approved Plan of Allocation of Net Settlement Fund (the "Plan of Allocation"), which governs the administration of all proofs of claim submitted in connection with the settlement, is set forth in Appendix A of the Long-Form Notice of Pendency and Proposed Settlement of Class Action (the "Long-Form Notice"). The Long-Form Notice may be viewed on or downloaded from www.TevaSecuritiesLitigation.com.

Ineligibility Condition: No Class Period purchases/acquisitions of Teva Eligible Securities. (No Eligible Transactions).

Your Claim did not contain any eligible purchases or eligible acquisitions of Teva ADS, 7.00% mandatory convertible preferred shares, and/or eligible senior notes during the period from February 6, 2014, through May 10, 2019, inclusive. Unless you had Eligible Transactions during the Class Period that are not reflected in your Claim, this is NOT a curable deficiency.

How to Resolve: This condition of ineligibility may be resolved only by submitting documentation supporting eligible purchases and/or eligible acquisitions of "Teva Eligible Securities," as identified below, during the Class Period that were not previously reflected in your Claim. Acceptable supporting documentation includes securities brokers' confirmation slips, month- and year-end account statements, or similar documentation. Self-generated documents are not acceptable.

Teva Eligible Securities: (1) Teva American Depositary Shares ("ADS") (ISIN US8816242098; CUSIP 881624209); (2) Teva 7% mandatory convertible preferred shares (ISIN IL0062905489; CUSIP M8769Q 136); and the following Teva Finance U.S.-dollar-denominated senior notes: (3) 1.400% Senior Notes due July 20, 2018 (ISIN US88167AAA97; CUSIP 88167A AA9); (4) 1.700% Senior Notes due July 19, 2019 (ISIN US88167AAB70; CUSIP 88167A AB7); (5) 2.200% Senior Notes due July 21, 2021 (ISIN US88167AAC53; CUSIP 88167A AC5); (6) 2.800% Senior Notes due July 21, 2023 (ISIN US88167AAD37;CUSIP 88167A AD3); (7) 3.150% Senior Notes due October 1, 2026 (ISIN US88167AAE10; CUSIP 88167A AE1); and (8) 4.1% Senior Notes due October 1, 2046 (ISIN US88167AAF84; CUSIP 88167A AF8).

PLEASE NOTE: Curing this condition of ineligibility is an absolute requirement for your Claim to be eligible to participate in the settlement. If other deficiencies have been identified and you cure them, your Claim still will not be eligible unless this deficiency is also cured.

Ineligibility Condition: Missing Signature and/or Proof of Authority.

Your Claim is missing (i) a signature for an owner, co-owner, joint tenant, custodian, agent, executor, administrator, guardian, and/or trustee; and/or (ii) documentation of the authority to sign on behalf of the beneficial owner and/or the capacity of the person who signed the Claim.

How to Resolve: This condition of ineligibility may be resolved by signing below and, by the Response Deadline, returning this Notice, together with proof of authority, if applicable, to the Claims Administrator. If you purchased/acquired the Teva security or securities jointly, all owners must sign. If one of the beneficial owners is deceased, you must provide a copy of the death certificate. If you submitted the Claim on behalf of another party (e.g., as trustee, executor, power of attorney, etc.) you must provide proof of authority to legally act on the beneficiary's behalf. Your signature(s) below will be treated as an execution of your previously submitted Claim, and your affirmation of the Release contained on pages 8–10 of the Proof of Claim and Release Form.

Under the penalties of perjury, I (we) certify that all of the information provided by me (us) on the Proof of Claim and Release Form previously submitted is true, correct, and complete and that the documents submitted with the Proof of Claim and Release Form and/or herewith are true and correct copies of what they purport to be.

Signature of Claimant or Representative Date Signature of Joint Claimant (if any) Date

Printed Name & Capacity of Person(s) Signing
(e.g., executor, president, trustee, custodian, etc.)

Joint Claimant Printed Name

PLEASE NOTE: Curing this deficiency is an absolute requirement for your Claim to be eligible to participate in the settlement. If other deficiencies have been identified and you cure them, your Claim still will not be eligible, even for "partial acceptance," unless this deficiency is cured.

Deficiency: Trade Discrepancy/Claim Does Not Balance.

Your Claim does not balance. For each eligible Teva Security that you purchased or acquired during the Class Period (i.e., February 6, 2014, through May 10, 2019, inclusive) the total of beginning holdings, if any, plus Class Period purchases must equal the total of ending holdings, if any, plus Class Period sales. This discrepancy applies to your purchases or acquisition listed below:

Quantity	Type of Transaction	Type of Security
-625.00	Holding Difference 02/16/2022	ADS

For additional information, please reference the Plan of Allocation.

How to Resolve: You must provide additional transactions and/or holding amounts that will bring your Claim into balance, together with acceptable documentation supporting them.

PLEASE NOTE: To the extent that you do not cure the deficiency identified, the transaction(s) that make up the discrepancy will be rejected, along with any corresponding transaction(s) according to the required First In, First Out ("FIFO") matching described in paragraph 16 of the Plan of Allocation, and those transactions will not be considered in the calculation of your Recognized Claim amount pursuant to paragraph 15 of the Plan of Allocation. Your Claim will still be processed to the extent that it is otherwise eligible as a partial claim.

PLEASE ALSO NOTE that, even if you cure the identified deficiency(ies), your Claim must have a "Recognized Claim" amount (which, as defined in the Plan of Allocation, is the sum of the "Recognized Loss Amount," as defined in the Plan of Allocation, calculated for each purchase or acquisition of eligible Teva securities) to be included in the list of eligible claims presented to the Court for approval.

000 0000157 00000000 0002 0002 00118 INS: 0 0

If you disagree with the deficiency condition(s) identified in this Notice, you may contact us for assistance and/or request Court review of our administrative determination regarding your Claim. To request Court review of your Claim, you must send, postmarked no later than the Response Deadline, to the Claims Administrator at the address printed at the top of this Notice, a letter that must: (1) include a copy of this Notice; (2) specifically state that you request Court review of the full or partial rejection of your Claim; (3) state in full the bases for your contest of the full or partial rejection of your Claim; and (4) include any and all supporting documentation. If the dispute concerning your Claim cannot be resolved thereafter, your Claim will be presented to the Court for review. Should that occur, your Claim and your contest letter, together with the supporting documentation (with financial account numbers and certain other information redacted), may be filed with the Court and be available to the public. **PLEASE NOTE: COURT REVIEW SHOULD ONLY BE SOUGHT IF YOU DISAGREE WITH THE CLAIMS ADMINISTRATOR'S DETERMINATION REGARDING YOUR CLAIM.**

If you have any questions about this Notice or if you want to confirm the status of your Claim after you submit a response to this Notice, please contact us at the toll-free number or email address noted above.

Sincerely,
Claims Administrator

I REQUEST COURT REVIEW OF MY CLAIM.

11/22/2022

11/22/22

WELLS FARGO Advisors

AUGUST 1, 2022 - AUGUST 31, 2022
ACCOUNT NUMBER [redacted]

Your Financial Advisor

Account profile

Full account name:

Account type:
Brokerage account number:
Brokerage Cash Services number:
Tax status:
Investment objective/Risk tolerance:*
Time horizon:*
Liquidity needs:*
Cost Basis Election:
Sweep option:

*For more information, please visit us at: www.wellsfargoadvisors.com/disclosures

Available funds

Cash
Money market and sweep funds
Available for loan

Your total available funds

Client service information

Client service: 800-266-6263
Website: www.wellsfargoadvisors.com

For your consideration

Go paperless. Accessing your account documents online is easy, secure, and costs nothing. Sign on at **wellsfargoadvisors.com**, go to **Portfolio** and select **Statements & Docs**, and then click on the **Delivery Preferences** link. Choose **Paperless - All Docs** or view your Delivery Settings details to select specific account documents for paperless delivery. If you do not have a Username and Password, visit **wellsfargoadvisors.com/signup** or call 1-877-879-2495 for enrollment assistance.

Document delivery status

	Paper	Electronic
Statements:	X	
Trade confirmations:	X	
Tax documents:	X	
Shareholder communications:	X	
Other documents:	X	

AUGUST 1, 2022 - AUGUST 31, 2022
ACCOUNT NUMBER: [redacted]

Additional information

	THIS PERIOD	THIS YEAR
Foreign withholding	[redacted]	

Portfolio detail

Cash and Sweep Balances

Sweep Balances - You have the right, in the course of normal business operations, to withdraw balances in the Bank Deposit Sweep Program(s) or redeem shares of the money market mutual fund used in the sweep, subject to any open commitments in any of your accounts and have the proceeds returned to your accounts or remitted to you. The money market mutual funds in the sweep reserve the right to require one or more day's prior notice before permitting withdrawals.
Standard Bank Deposit Sweep - Consists of monies generally first held at Wells Fargo Bank, N.A. and (if amounts exceed $250,000) at one or more Wells Fargo affiliated banks.
Expanded Bank Deposit Sweep - Consists of monies held at Wells Fargo Bank, N.A. unless indicated otherwise on our public website and (if amounts exceed $250,000) at one or more Wells Fargo affiliated or nonaffiliated banks.
Brokered Liquid Deposit - Consists of monies held at one or more nonaffiliated and Wells Fargo affiliated banks.
Assets in the Bank Deposit Sweep Program and Brokered Liquid Deposit are not covered by SIPC, but are instead eligible for FDIC insurance of up to $250,000 per depositor, per institution, in accordance with FDIC rules. For additional information, please contact Your Financial Advisor.

DESCRIPTION	% OF ACCOU[redacted]	ANNUAL PERCENTAGE YIELD EARNED*	CURRENT MARKET VALUE	ESTIMATED ANNUAL INCOME
STANDARD BANK DEPOSIT				
Interest Period 08/01/22 - 08/31/22				
Total Cash and Sweep Balances				

* APYE measures the total amount of the interest paid on an account based on the interest rate and the frequency of the compounding during the interest period. The annual percentage yield earned is expressed as an annualized rate, based on a 365 day year.

Bank Deposit Allocation

Monies on deposit at each bank are eligible for FDIC insurance of up to $250,000 per depositor, per bank in accordance with FDIC rules. In those instances where deposit balances exceed the maximum FDIC insurance limits, those deposits will be uninsured. Deposits at each bank are not held in your securities brokerage account and therefore not covered by SIPC. Settlement timing differences will cause balances displayed in this section to vary from those indicated in the Portfolio detail section due to activity that occurs after 2pm ET on the last business day of the month. For additional information, please contact Your Financial Advisor.

DESCRIPTION	FDIC CERT NUMBER	CURRENT VALUE	AS OF VALUE DATE
[redacted]			
Total Bank Deposits			

WELLS FARGO Advisors

AUGUST 1, 2022 - AUGUST 31, 2022
ACCOUNT NUMBER: [redacted]

Stocks, options & ETFs

Stocks and ETFs

This section may include foreign equity securities that may be denominated in currencies other than US dollars. The amounts, annual income and annual yield on your statement for such securities will be estimated based on prevailing exchange rates and the amount does not necessarily reflect the rate you will receive if converted to US dollars. The "Quantity" field reflects total shares held, regardless of the currency in which your shares are denominated. Please contact Your Financial Advisor if you have additional questions regarding your foreign security holdings.

DESCRIPTION	% OF ACCOUNT	QUANTITY	ADJ PRICE/ ORIG PRICE	ADJ COST/ ORIG COST	CURRENT PRICE	CURRENT MARKET VALUE	UNREALIZED GAIN/LOSS	ESTIMATED ANNUAL INCOME	ESTIMATED ANNUAL YIELD (%)

AUGUST 1, 2022 - AUGUST 31, 2022
ACCOUNT NUMBER: [redacted]

Stocks, options & ETFs

Stocks and ETFs continued

DESCRIPTION	% OF ACCOUNT	QUANTITY	ADJ PRICE/ ORIG PRICE	ADJ COST/ ORIG COST	CURRENT PRICE	CURRENT MARKET VALUE	UNREALIZED GAIN/LOSS	ESTIMATED ANNUAL INCOME	ESTIMATED ANNUAL YIELD (%)
TEVA PHARMACEUTICAL ADR INDS LTD TEVA Acquired Net Tax Lots S m	2.48	625	22.99	14,679.74	9.0400	5,650.00	-9,029.74	N/A	N/A

23 NOV 2022 PM 6 L

TEVA SECURITIES LITIGATION
C/O EQUIP CLASS ACTION & CLAIMS SOLUTIONS INC.
P.O. BOX 3565
PORTLANDS OR 97208-3565

97208-356565

EXHIBIT G

Part 2 of 4

2. Use the form below entitled "Claimant Identification" to identify each beneficial purchaser or acquirer of Teva Securities that forms the basis of this claim, as well as the record purchaser or acquirer if different. THIS CLAIM MUST BE FILED BY THE ACTUAL BENEFICIAL PURCHASER OR PURCHASERS, OR THE LEGAL REPRESENTATIVE OF SUCH PURCHASER OR PURCHASERS OF THE TEVA SECURITIES UPON WHICH THIS CLAIM IS BASED.

3. All joint purchasers must sign this Proof of Claim and Release. Executors, administrators, guardians, conservators, and trustees must complete and sign this Proof of Claim and Release on behalf of Persons represented by them; their authority must accompany this Proof of Claim and Release, and their titles or capacities must be stated. The Social Security (or taxpayer identification) number and telephone number of the beneficial owner may be used in verifying the claim. Failure to provide the foregoing information could delay verification of your claim or result in rejection of the claim.

CLAIMANT IDENTIFICATION

The Claims Administrator will use this information for all communications regarding this Proof of Claim and Release. If this information changes, you MUST notify the Claims Administrator in writing at the address above. Complete names of all persons and entities must be provided.

Beneficial Owner's First Name [redacted] **MI** **Beneficial Owner's Last Name** [redacted]

Co-Beneficial Owner's First Name **MI** **Co-Beneficial Owner's Last Name**

Entity Name (if claimant is not an individual)

Representative or Custodian Name (if different from Beneficial Owner(s) listed above)

Address1 (street name and number) [redacted]

Address2 (apartment, unit or box number)

City [redacted] **State** **ZIP Code** [redacted]

Foreign Country (only if not USA)

Social Security Number (last four digits only) OR Taxpayer Identification Number

[redacted] **OR**

Country Code (+1 for U.S. telephone numbers)

[redacted]

Email Address [redacted]

Account Number [redacted]

Account Type (check appropriate box)

- ☑ **Individual (includes joint owner accounts)**
- ☐ **Pension Plan**
- ☐ **Trust**
- ☐ **Corporation**
- ☐ **Estate**
- ☐ **IRA/401K**
- ☐ **Other** _____ **(please specify)**

04-CA40053393
AG4334 v.05

SCHEDULE OF TRANSACTIONS IN TEVA ADS

A. State the number of shares of Teva ADS held at the opening of trading on February 6, 2014 (must be documented per Section II above):

0	0	0	0	0	0

B. List all purchases or acquisitions, including free receipts, of Teva ADS from February 6, 2014, through February 16, 2022, inclusive (must be documented), and use the checkbox provided to indicate any Teva ADS purchased in or traceable to the ADS Offering (as explained in Section II.6 above):

Date of Purchase/ Acquisition (List Chronologically)	Number of ADS Purchased/ Acquired	Purchase/Acquisition Price per ADS	Total Purchase/Acquisition Price (excluding taxes, commissions, and fees)	Confirm Proof of Purchase/ Acquisition Enclosed	Teva Employee Stock Purchase Plan Purchase	Were the shares purchased in or traceable to the December 3, 2015 through January 6, 2016 ADS Offering?
022417	000700	0035.28	0024696.00	✔	☐	☐
022817	000700	0035.15	0024605.00	✔	☐	☐
030617	000300	0033.45	0010035.00	✔	☐	☐
		.	.	☐	☐	☐
		.	.	☐	☐	☐

C. List all sales, including free deliveries, of Teva ADS from February 6, 2014, through February 16, 2022, inclusive (must be documented):

Date of Sale (List Chronologically) (Month/Day/Year	Number of ADS Sold	Sale Price per ADS	Total Sale Price (excluding taxes, commissions, and fees)	Confirm Proof of Sale Enclosed
022717	000700	0035.65	0024955.00	✔
031517	000300	0034.46	0010338.00	✔
051117	000700	0032.25	0022575.00	✔
		.	.	☐
		.	.	☐

05-CA40053393
AG4335 v.05

D. Number of Teva ADS held at the close of trading on August 8, 2019 (must be documented):

0	0	0	0	0	0

If you require additional space, attach extra schedules in the same format as above. Sign and print your name on each additional page.

YOU MUST READ AND SIGN THE RELEASE ON PAGE 10. FAILURE TO SIGN THE RELEASE MAY RESULT IN A DELAY IN PROCESSING OR THE REJECTION OF YOUR CLAIM.

SCHEDULE OF TRANSACTIONS IN TEVA PREFERRED SHARES

A. Purchases or acquisitions, including free receipts, of Teva Preferred Shares from December 3, 2015, through December 14, 2018, inclusive (must be documented):

Date of Purchase/ Acquisition (List Chronologically)	Number of Preferred Shares Purchased/ Acquired	Purchase/Acquisition Price per Preferred Share	Total Purchase/Acquisition Price (excluding taxes, commissions, and fees)	Confirm Proof of Purchase/ Acquisition Enclosed
		.	.	
		.	.	
		.	.	
		.	.	
		.	.	

B. Sales, including free deliveries, of Teva Preferred Shares from December 3, 2015, through December 14, 2018, inclusive (must be documented):

Date of Sale (List Chronologically) (Month/Day/Year	Number of Preferred Shares Sold	Sale Price per Preferred Share	Total Sale Price (excluding taxes, commissions, and fees)	Confirm Proof of Sale Enclosed	Preferred Shares Converted to ADS
		.	.		
		.	.		
		.	.		
		.	.		
		.	.		

I declare under penalty of perjury under the laws of the United States of America that the foregoing information supplied by the undersigned is true and correct.

Executed this 9th day of December 2022
(Month/Year)

in Longmeadow, Massachusetts
(City) (State/Country)

[redacted]
Signature of Claimant

Signature of Joint Claimant, if any

[redacted]
Print Name of Claimant

Print Name of Joint Claimant, if any

Capacity of person(s) signing (e.g., Beneficial Purchaser, Executor, or Administrator)

ACCURATE CLAIMS PROCESSING TAKES A SIGNIFICANT AMOUNT OF TIME. THANK YOU FOR YOUR PATIENCE.

Reminder Checklist:

1. **Please sign the above release and declaration.**
2. **If this Claim is being made on behalf of Joint Claimants, then both must sign.**
3. **Remember to attach copies of supporting documentation, if available.**
4. **Do not send originals of certificates.**
5. **Keep a copy of your Proof of Claim and Release and all supporting documentation for your records.**
6. **If you desire an acknowledgment of receipt of your Proof of Claim and Release please send it Certified Mail, Return Receipt Requested.**
7. **If you move, please send your new address to the address below.**
8. **Do not use red pen or highlighter on the Proof of Claim and Release or supporting documentation.**

THIS PROOF OF CLAIM AND RELEASE MUST BE SUBMITTED ONLINE AT WWW. TEVASECURITIESLITIGATION.COM NO LATER THAN MAY 17, 2022, OR, IF MAILED, BE POSTMARKED OR RECEIVED NO LATER THAN MAY 17, 2022 ADDRESSED AS FOLLOWS:

Epiq Class Action & Claims Solutions, Inc.
In re Teva Securities Litigation
P.O. Box 3565 Portland, OR 97208-3565

Attachments

Patch Code 3

[redacted]
December 9, 2022

EPIQ Class Action & Claims Solutions, Inc.
In re Teva Securities Litigation
P.O. Box 3565
Portland, OR 97208-3565

To whom it may concern:

The number of Teva ADS shares held by me at the opening of trading on February 6, 2014 was zero.

Since I did not open my Merrill Edge Cash Management Account ("CMA") [redacted] until July of 2016, I have no Merrill Edge documentation from February of 2014 to show that I held no Teva ADS shares on February 6, 2014. Instead, I have provided a copy of my first Merrill Edge CMA statement that was issued in July of 2016.

Thank you.

Yours truly,

[redacted]

MERRILL EDGE
Bank of America Corporation

Online at: www.merrilledge.com

Account Number: [redacted]

[redacted]

24-Hour Assistance: (877) 653-4732
Access Code: [redacted]

Net Portfolio Value: [redacted]

Your Merrill Lynch Office:
Merrill EDGE
FL9-802-03-05
P.O. BOX 40486
JACKSONVILLE, FL 32203

[redacted] CMA® ACCOUNT

This account is enrolled in the Merrill Edge Self-Directed Service

June 25, 2016 - July 29, 2016

	This Statement	Year to Date
Opening Value (06/25)	[redacted]	
Total Credits	[redacted]	[redacted]
Total Debits	-	-
Securities You Transferred In/Out	-	-
Market Gains/(Losses)	-	-
Closing Value (07/29)	[redacted]	

ASSETS	July 29	June 24
Cash/Money Accounts	[redacted]	-
Fixed Income	-	-
Equities	-	-
Mutual Funds	-	-
Options	-	-
Other	-	-
Subtotal (Long Portfolio)	[redacted]	-
TOTAL ASSETS	[redacted]	-

LIABILITIES		
Debit Balance	-	-
Short Market Value	-	-
TOTAL LIABILITIES	-	-
NET PORTFOLIO VALUE	[redacted]	-
MARGIN AVAILABLE CREDIT	[redacted]	

Merrill Edge is the marketing name for two businesses: Merrill Edge Advisory Center, which offers team-based advice and guidance brokerage services; and a self-directed online investing platform. Both are made available through Merrill Lynch, Pierce, Fenner & Smith Incorporated (MLPF&S). MLPF&S is a registered broker-dealer, Member SIPC and a wholly owned subsidiary of Bank of America Corporation. Investment products: Are Not FDIC Insured | Are Not Bank Guaranteed | May Lose Value

+

[redacted] Account Number: [redacted]

24-Hour Assistance: (877) 653-4732
Access Code: [redacted]

CMA® ACCOUNT

June 25, 2016 - July 29, 2016

CASH FLOW

	This Statement	Year to Date
Opening Cash/Money Accounts	-	
CREDITS		
Funds Received	[redacted]	
Electronic Transfers	-	-
Other Credits	-	-
Subtotal	[redacted]	
DEBITS		
Electronic Transfers	-	-
Margin Interest Charged	-	-
Other Debits	-	-
Visa Purchases	-	-
ATM/Cash Advances	-	-
Checks Written/Bill Payment	-	-
Subtotal	-	-
Net Cash Flow	[redacted]	

OTHER TRANSACTIONS

Dividends/Interest Income	[redacted]	
Security Purchases/Debits	-	-
Security Sales/Credits	-	-
Closing Cash/Money Accounts	[redacted]	
Securities You Transferred In/Out	-	-

ASSET ALLOCATION*

* Estimated Accrued Interest not included; may not reflect all holdings; does not include asset categories less than 1%.



	Allocation
Cash/Money Accounts	100.00%
TOTAL	**100%**

DOCUMENT PREFERENCES THIS PERIOD

	Mail	Online Delivery
Statements		X
Performance Reports		X
Trade Confirms		X
Shareholders Communication		X
Prospectus		X
Service Notices		X
Tax Statements		X

MERRILL EDGE
Bank of America Corporation

[redacted] Account Number: [redacted]

YOUR CMA ASSETS

June 25, 2016 - July 29, 2016

CASH/MONEY ACCOUNTS

Description	Quantity	Total Cost Basis	Estimated Market Price	Estimated Market Value	Estimated Annual Income	Est. Annual Yield%
CASH	[redacted]					
+ML DIRECT DEPOSIT PROGRAM	[redacted]					
+FDIC INSURED NOT SIPC COVERED						
TOTAL		[redacted]				

LONG PORTFOLIO

	Adjusted/Total Cost Basis	Estimated Market Value	Unrealized Gain/(Loss)	Estimated Accrued Interest	Estimated Annual Income	Current Yield%
TOTAL	[redacted]				5	.01

YOUR CMA TRANSACTIONS

DIVIDENDS/INTEREST INCOME TRANSACTIONS

Date	Transaction Type	Quantity	Description	Income	Income Year To Date
07/29	[redacted]			[redacted]	
	Subtotal (Taxable Interest)				[redacted]
	NET TOTAL			[redacted]	

CASH/OTHER TRANSACTIONS

Date	Transaction Type	Quantity	Description	Debit	Credit
07/20	[redacted]				[redacted]
	Subtotal (Funds Received)				
	NET TOTAL				[redacted]

+

[redacted] Account Number: [redacted]

24-Hour Assistance: (877) 653-4732
Access Code: [redacted]

YOUR CMA MONEY ACCOUNT TRANSACTIONS

June 25, 2016 - July 29, 2016

Date	Description	Withdrawals	Deposits	Date	Description	Withdrawals	Deposits
07/21	[redacted]		[redacted]				
	NET TOTAL		[redacted]				

COPIES OF THIS STATEMENT HAVE BEEN SENT TO:

[redacted]

MERRILL EDGE
Bank of America Corporation

Customer Service

Please promptly report any inaccuracy, discrepancy, and/or concern by calling Wealth Management Client Support at (800-MERRILL) within ten (10) business days after delivery of or communication of the account statement. You should re-confirm any oral communications in writing to protect your rights.

About Us

You may review our financial statement at our offices: Merrill Lynch, Pierce, Fenner & Smith Incorporated (MLPF&S), One Bryant Park, New York, New York 10036. If you request a copy of our financial statement, we will mail it to you.

We are associated with a NYSE Designated Market Maker (DMM) that may make a market in the security(ies) held in your account. At any time, the DMM may have a "long" or "short" inventory position in such security(ies) and may be on the opposite side of transactions in the security(ies) executed on the floor of the NYSE. We also act as a market maker, dealer, block positioner or arbitrageur in certain securities. These activities may put us or one of our affiliates on the opposite side of transactions we execute for you and potentially result in trading profits for us or our affiliates.

BofA Merrill Lynch Research is research produced by MLPF&S and/or one or more of its affiliates. Third party research ratings from selected vendors are provided, if available, for your information. Our providing these research ratings is not a solicitation or recommendation of any particular security. MLPF&S and its affiliates are not responsible for any third party research and have no liability for such research. You are responsible for any trading decision you make based upon third party research ratings and reports.

MLPF&S may make available to you certain securities and other investment products that are sponsored, managed, distributed or provided by companies that are affiliates of Bank of America Corporation (BAC) or in which BAC has a substantial economic interest, including BofA ™ Global Capital Management.

Merrill Edge is the marketing name for two businesses: Merrill Edge Advisory Center ™, which offers team-based advice and guidance brokerage services; and a self-directed online investing platform. Both are made available through MLPF&S.

Bank of America Merrill Lynch is the marketing name for the global banking and global markets businesses of BAC. Lending, derivatives, and other commercial banking activities are performed globally by banking affiliates of BAC, including Bank of America, N.A., member Federal Deposit Insurance Corporation (FDIC). Securities, strategic advisory, and other investment banking activities are performed globally by investment banking affiliates of BAC ("Investment Banking Affiliates"), including, in the United States, MLPF&S and Merrill Lynch Professional Clearing Corp., all of which are registered broker dealers and members of Financial Industry Regulatory Authority (FINRA) and Securities Investor Protection Corporation (SIPC), and, in other jurisdictions, locally registered entities.

Investment products offered by Investment Banking Affiliates, including MLPF&S, ARE NOT FDIC INSURED, ARE NOT BANK GUARANTEED AND MAY LOSE VALUE.

Additional Information

We will route your equity and option orders to market centers consistent with our duty of best execution.

Except for certain custodial accounts, we hold bonds and preferred stocks in bulk segregation. If there is a partial call for those securities, securities will be randomly selected from those held in bulk. The probability of your holdings being selected is proportional to the total number of customer holdings of that particular security that we hold.

This statement serves as a confirmation of certain transactions during the period permitted to be reported periodically. Additional information is available upon written request.

In accordance with applicable law, rules and regulations, your free credit balance is not segregated and we can use these funds in our business. Your free credit balance is the amount of funds payable upon your demand. You have the right to receive, in the normal course of business, any free credit balance and any fully paid securities to which you are entitled, subject to any obligations you owe in any of your accounts.

For clients enrolled in a sweep program, the balance in any bank deposit account or shares of any money market mutual fund in which you have a beneficial interest can be withdrawn or liquidated on your order and the proceeds returned to your securities account or remitted to you.

You will have the right to vote full shares and we may solicit voting instructions concerning these full shares in your account. Voting shares in your account will be governed by the then current rules and policies of FINRA and the Securities Exchange Commission or other applicable exchanges or regulatory bodies.

All transactions are subject to the constitution, rules, regulations, customs, usages, rulings and interpretations of the exchange or market, and its clearinghouse, if any, where the transactions are executed, and if not executed on any exchange, FINRA.

You may obtain an investor brochure that includes information describing the FINRA Regulation Public Disclosure Program ("Program"). To obtain a brochure or more information about the Program or your broker contact the FINRA Regulation Public Disclosure Program Hotline at (800)289-9999 or access the FINRA website at www.finra.org.

We receive a fee from ISA® banks of up to 2% per annum of the average daily balances. We receive a fee from our affiliated banks of up to $100 per annum for each account that sweeps balances to the banks under the RASP SM and ML bank deposit programs. We receive a fee from Bank of America, N.A. of up to 0.25% per annum of the average daily Preferred Deposit ® and Preferred Deposit for Business® balances.

Options Customers

For all customers, including those who own options, please promptly advise us of any material change in your investment objectives or financial condition. Individual options commission charges have been included in your confirmation. You may request a summary of this information.

Margin Customers

If this statement is for a margin account, it is a combined statement of your margin account and special memorandum account maintained for you pursuant to applicable regulations. The permanent record of the separate account, as required by Regulation T, is available for your inspection upon request. You should retain this statement for use with your next statement to calculate interest charges, if any, for the period covered by this statement. The interest charge period will parallel the statement period, except that interest due for the final day of the statement period will be carried over and appear on your next statement.

Coverage for your Account

The Securities Investor Protection Corporation (SIPC) and our excess-SIPC insurance policy do not cover commodities futures contracts, fixed annuity contracts, hedge funds, private equity funds, commodity pools and other investment contracts (such as limited partnerships) that are not registered with the US Securities Exchange Commission, precious metals, other assets that are not securities, as defined by SIPC, and assets that are not held at MLPF&S, such as cash on deposit at Bank of America, N.A. or Bank of America California, N.A. (Merrill Lynch affiliated banks) or other depository institutions. Those bank deposits are protected by the FDIC up to applicable limits. MLPF&S is not a bank. Unless otherwise disclosed, INVESTMENTS THROUGH MLPF&S ARE NOT FDIC INSURED, ARE NOT BANK GUARANTEED AND MAY LOSE VALUE. To obtain information about SIPC, including the SIPC Brochure, contact SIPC at http://www.sipc.org or (202)371-8300.

Fixed Income Securities

Values on your statement generally are based on estimates obtained from various sources. These values assume standard market conditions, are not firm bids or offers and may vary from prices achieved in actual transactions, especially for thinly traded securities. These values are generally for transactions of $1 million or more, which often reflect more favorable pricing than transactions in smaller amounts. You may pay more than these values if you purchase smaller amounts of securities, or receive less if you sell smaller amounts of securities.

Prices and Valuations

While we believe our pricing information to be reliable, we cannot guarantee its accuracy. Pricing information provided for certain thinly traded securities may be stale.

Investments such as direct participation program securities (e.g., partnerships, limited liability companies, and real estate trusts which are not listed on any exchange), and alternative investments (e.g. commodity pools, private equity funds, private debit funds, and hedge funds) are generally illiquid investments. No formal trading market exists for these securities and their current values will likely be different from the purchase price. Unless otherwise indicated, and except for certain alternative investment funds sponsored by affiliates of MLPF&S, the value shown on this statement for an investment in these securities has been provided by the management, administrator or sponsor of each program or a third-party vendor, in each case without independent verification by MLPF&S. This value represents their estimate of the value of the investor's interest in the net assets of the program, as of a date no more than 18 months from the date of this statement. Therefore, the values shown may not reflect actual market value or be realized upon a sale. If an estimated value is not provided, accurate valuation information is not available.

Cost Data/Realized Capital Gains & Losses

Cost Data and Realized Capital Gains/Losses are provided in this statement for informational purposes only. Please review for accuracy. Merrill Lynch is not responsible for omitted or restated data. Please consult your tax advisor to determine the tax consequences of your securities transactions. Your statement is not an official accounting of gains/losses. Please refer to your records, trade confirmations, and your Consolidated Tax Reporting Statement (Form 1099).

Insurance Policies and Annuity Contracts

Information is based on data from the issuing insurer. We are not responsible for the calculation of policy/contract values. Insurance policies and annuity contracts are generally not held in your MLPF&S account. If we, as custodian or trustee, hold an annuity contract that is a security, SIPC and excess-SIPC coverage apply.

Estimated Annual Income and Current Yield

Estimated Annual Income and Current Yield for certain types of securities could include a return of principal or capital gains in which case the Estimated Annual Income and Current Yield would be overstated. Estimated Annual Income and Current Yield are estimates and the actual income and yield might be lower or higher than the estimated amounts. Current Yield is based upon Estimated Annual Income and the current price of the security and will fluctuate.

Market-Linked Investments (MLI)

MLIs are debt securities or Certificates of Deposit linked to an underlying reference asset. They are reflected on your statement by their underlying reference asset – equities (e.g., stocks, ETFs, equity indices), alternative investments (e.g., commodities, currencies), or fixed income (e.g., interest rates). This classification method illustrates your asset allocation.

Symbols and Abbreviations

¤	Interest reported to the IRS
■	Gross Proceeds reported to the IRS
*	Dividends reported to the IRS
:	Transactions reported to the IRS
OCC	Options Clearing Corporation
#	Transaction you requested same day payment. Prior day's dividend retained to offset cost of advancing payment on your behalf
N/A	Price, value and/or cost data not available
N/C	Not Calculated
N/N	Non-negotiable securities
N/O	Securities registered in your name
N/O CUST	Non-negotiable securities registered in the name of the custodian
↑ ↓	Indicates that BofA Merrill Lynch Research has upgraded (↑) or downgraded (↓) its fundamental equity opinion on a security.

MERRILL EDGE
Bank of America Corporation

Primary Account: [redacted]

[redacted]

YOUR MERRILL EDGE REPORT

March 01, 2017 - March 31, 2017

PORTFOLIO SUMMARY

	March 31	February 28	Month Change
Net Portfolio Value	[redacted]		▲
Your assets			▲
Your liabilities			
Your Net Cash Flow (Inflows/Outflows)	[redacted]		
Securities You Transferred In/Out			
Subtotal Net Contributions			
Your Dividends/Interest Income			
Your Market Gains/(Losses)			
Subtotal Investment Earnings			

Questions About Your Statement:
Mon-Fri, 7:30 a.m.- 10 p.m., (ET)
(877) 653-4732
24-Hour Account Information & Services

Your Merrill Lynch Office:
Merrill EDGE
FL9-802-03-05
P.O. BOX 40486
JACKSONVILLE, FL 32203

Up-to-date account information can be viewed at: www.merrilledge.com, where your statements are archived for three or more years.

Questions about www.merrilledge.com? Click the "help" tab at the top of the screen once you log in.

Total Value (Net Portfolio Value plus Assets Not Held/Valued By MLPF&S, if any) in thousands, 2016-2017

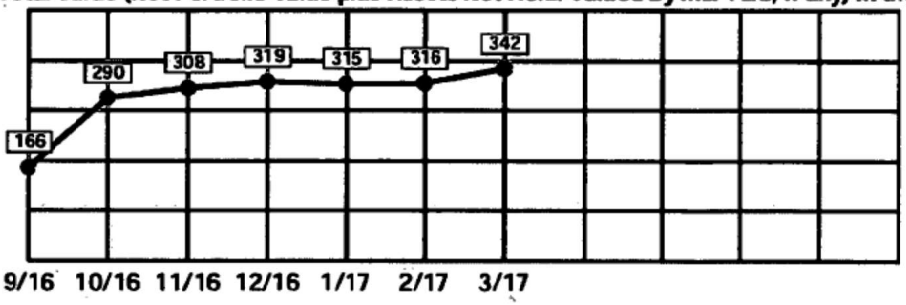

ACCESS YOUR MERRILL EDGE ACCOUNT ANYTIME, ANYWHERE

The Merrill Edge investing app gives you access to tools that help you make more informed decisions on your iPhone, iPad or Android device. View balances, deposit checks, transfer funds and more. Visit merrilledge.com/mobile-investing.

Merrill Edge is the marketing name for two businesses: Merrill Edge Advisory Center, which offers team-based advice and guidance brokerage services; and a self-directed online investing platform. Both are made available through Merrill Lynch, Pierce, Fenner & Smith Incorporated (MLPF&S). MLPF&S is a registered broker-dealer, Member SIPC and a wholly owned subsidiary of Bank of America Corporation. Investment products: Are Not FDIC Insured | Are Not Bank Guaranteed | May Lose Value

+

Primary Account: [redacted]

24-Hour Assistance: (877) 653-4732

YOUR PORTFOLIO REVIEW

March 01, 2017 - March 31, 2017

ASSET ALLOCATION*

* Estimated Accrued Interest not included; may not reflect all holdings; does not include asset categories less than 1%.



	Current Value	Allocation
Equities	[redacted]	
TOTAL		

CURRENT INCOME

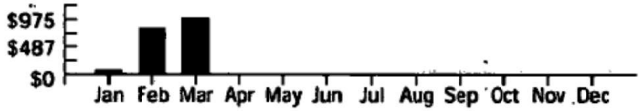

	This Report	Year To Date
Tax-Exempt Interest		[redacted]
Taxable Interest		
Tax-Exempt Dividends		
Taxable Dividends		[redacted]
Total		

Your Estimated Annual Income [redacted]

TOP FIVE PORTFOLIO HOLDINGS

Based on Estimated Market Value

	Current Value	*% of Portfolio*
[redacted]		

FINANCIAL MARKET INDICATORS

	This Report	*Last Report*	*Previous Year End*
[redacted]			

MERRILL EDGE
Bank of America Corporation

Online at: **www.merrilledge.com**

Account Number: [redacted]

[redacted]

24-Hour Assistance: (877) 653-4732
Access Code: [redacted]

Net Portfolio Value: [redacted]

Your Merrill Lynch Office:
Merrill EDGE
FL9-802-03-05
P.O. BOX 40486
JACKSONVILLE, FL 32203

Cash Management Acc.

This account is enrolled in the Preferred Rewards Platinum Honors tier

March 01, 2017 - March 31, 2017

	This Statement	*Year to Date*
Opening Value (03/01)	[redacted]	
Total Credits		
Total Debits		
Securities You Transferred In/Out		
Market Gains/(Losses)		
Closing Value (03/31)		

ASSETS	*March 31*	*February 28*
Cash/Money Accounts	[redacted]	
Fixed Income		
Equities		
Mutual Funds		
Options		
Other		
Subtotal (Long Portfolio)		
TOTAL ASSETS		
LIABILITIES		
Debit Balance		
Short Market Value		
TOTAL LIABILITIES		
NET PORTFOLIO VALUE		
MARGIN AVAILABLE CREDIT		

Merrill Edge is the marketing name for two businesses: Merrill Edge Advisory Center, which offers team-based advice and guidance brokerage services; and a self-directed online investing platform. Both are made available through Merrill Lynch, Pierce, Fenner & Smith Incorporated (MLPF&S). MLPF&S is a registered broker-dealer, Member SIPC and a wholly owned subsidiary of Bank of America Corporation. Investment products: Are Not FDIC Insured | Are Not Bank Guaranteed | May Lose Value

[redacted]

Account Number: [redacted]

24-Hour Assistance: (877) 653-4732
Access Code: [redacted]

Cash Management Acc.

March 01, 2017 - March 31, 2017

CASH FLOW

	This Statement	Year to Date
Opening Cash/Money Accounts	[redacted]	[redacted]
CREDITS		
Funds Received		
Electronic Transfers		
Other Credits		
Subtotal		
DEBITS		
Electronic Transfers		
Margin Interest Charged		
Other Debits		
Visa Purchases		
ATM/Cash Advances		
Checks Written/Bill Payment		
Advisory and other fees		
Subtotal		
Net Cash Flow		

OTHER TRANSACTIONS

Dividends/Interest Income		
Security Purchases/Debits		
Security Sales/Credits		
Closing Cash/Money Accounts		
Fees Included in Transactions Above		
Commissions/Trading Fees		

ASSET ALLOCATION*

* Estimated Accrued Interest not included; may not reflect all holdings; does not include asset categories less than 1%.

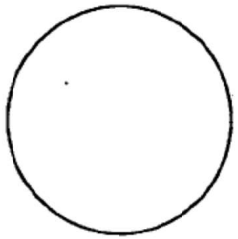

	Allocation
Equities	100.00%
TOTAL	100%

DOCUMENT PREFERENCES THIS PERIOD

	Mail	Online Delivery
Statements		X
Performance Reports		X
Trade Confirms		X
Shareholders Communication		X
Prospectus		X
Service Notices		X
Tax Statements	X	

+

MERRILL EDGE
Bank of America Corporation

[redacted] Account Number: [redacted]

YOUR CMA ASSETS

March 01, 2017 - March 31, 2017

CASH/MONEY ACCOUNTS Description	Quantity	Total Cost Basis	Estimated Market Price	Estimated Market Value	Estimated Annual Income	Est. Annual Yield%
CASH	[redacted]					
+ML DIRECT DEPOSIT PROGRAM						
+FDIC INSURED NOT SIPC COVERED						
TOTAL						

EQUITIES Description	Symbol	Acquired	Quantity	Unit Cost Basis	Total Cost Basis	Estimated Market Price	Estimated Market Value	Unrealized Gain/(Loss)	Estimated Annual Income	Current Yield%
[redacted]										

+

[redacted] Account Number: [redacted]

24-Hour Assistance: (877) 653-4732
Access Code: [redacted]

YOUR CMA ASSETS

March 01, 2017 - March 31, 2017

EQUITIES (continued)

Description	Symbol	Acquired	Quantity	Unit Cost Basis	Total Cost Basis	Estimated Market Price	Estimated Market Value	Unrealized Gain/(Loss)	Estimated Annual Income	Current Yield%
[redacted]										
TEVA PHARMACTCL INDS ADR	TEVA	02/28/17	700	35.1500	24,605.00	32.0900	22,463.00	(2,142.00)	810	3.60
TOTAL					[redacted]					

RESEARCH RATINGS

Security	Symbol	BofAML Research	Morningstar	S&P
[redacted]				

MERRILL EDGE
Bank of America Corporation

[redacted] Account Number: [redacted]

YOUR CMA ASSETS

March 01, 2017 - March 31, 2017

RESEARCH RATINGS (continued)

Security	Symbol	BofAML Research	Morningstar	S&P
[redacted]				
TEVA PHARMACTCL INDS ADR	TEVA	N/A	Buy	Buy
[redacted]				

PLEASE REFER TO THE BACK OF YOUR STATEMENT FOR A GUIDE TO BofAML AND THIRD PARTY RESEARCH RATINGS.

LONG PORTFOLIO	Adjusted/Total Cost Basis	Estimated Market Value	Unrealized Gain/(Loss)	Estimated Accrued Interest	Estimated Annual Income	Current Yield%
TOTAL	[redacted]					

YOUR CMA TRANSACTIONS

DIVIDENDS/INTEREST INCOME TRANSACTIONS

Date	Transaction Type	Quantity	Description	Income	Income Year To Date
Taxable Interest					
[redacted]					
Taxable Dividends					
[redacted]					

[redacted]

Account Number: [redacted]

24-Hour Assistance: (877) 653-4732
Access Code: [redacted]

YOUR CMA TRANSACTIONS

March 01, 2017 - March 31, 2017

DIVIDENDS/INTEREST INCOME TRANSACTIONS (continued)

Date	Transaction Type	Quantity	Description	Income	Income Year To Date
Taxable Dividends					
[redacted]					

SECURITY TRANSACTIONS

Settlement Date	Description	Transaction Type	Quantity	Transaction Amount	Commissions/ Trading Fees	(Debit)/ Credit	Accrued Interest Earned/(Paid)
Purchases							
[redacted]							
03/01	TEVA PHARMACTCL INDS ADR CUS NO 881624209 UNIT PRICE 35.2800	Purchase	700.0000	(24,696.00)		(24,696.00)	

+

MERRILL EDGE
Bank of America Corporation

[redacted] Account Number: [redacted]

YOUR CMA TRANSACTIONS

March 01, 2017 - March 31, 2017

SECURITY TRANSACTIONS (continued)

Settlement Date	Description	Transaction Type	Quantity	Transaction Amount	Commissions/ Trading Fees	(Debit)/ Credit	Accrued Interest Earned/(Paid)
Purchases							
03/03	TEVA PHARMACTCL INDS ADR CUS NO 881624209 UNIT PRICE 35.1500	Purchase	700.0000	(24,605.00)		(24,605.00)	
03/09	TEVA PHARMACTCL INDS ADR CUS NO 881624209 UNIT PRICE 33.4500	Purchase	300.0000	(10,035.00)		(10,035.00)	

[redacted]

+

[redacted] Account Number: [redacted]

24-Hour Assistance: (877) 653-4732
Access Code: [redacted]

YOUR CMA TRANSACTIONS

March 01, 2017 - March 31, 2017

SECURITY TRANSACTIONS (continued)

Settlement Date	Description	Transaction Type	Quantity	Transaction Amount	Commissions/ Trading Fees	(Debit)/ Credit	Accrued Interest Earned/(Paid)
Purchases							
[redacted]							

+

MERRILL EDGE
Bank of America Corporation

[redacted] Account Number: [redacted]

YOUR CMA TRANSACTIONS

March 01, 2017 - March 31, 2017

SECURITY TRANSACTIONS (continued)

Settlement Date	Description	Transaction Type	Quantity	Transaction Amount	Commissions/ Trading Fees	(Debit)/ Credit	Accrued Interest Earned/(Paid)
Purchases							
	[redacted]						
Sales							
03/02	■ TEVA PHARMACTCL INDS ADR CUS NO 881624209 UNIT PRICE 35.6500	Sale	-700.0000	24,955.00	(.54)	24,954.46	

[redacted]

+

[redacted] Account Number: [redacted] 24-Hour Assistance: (877) 653-4732
Access Code: [redacted]

YOUR CMA TRANSACTIONS

March 01, 2017 - March 31, 2017

SECURITY TRANSACTIONS (continued)

Settlement Date	Description	Transaction Type	Quantity	Transaction Amount	Commissions/ Trading Fees	(Debit)/ Credit	Accrued Interest Earned/(Paid)
Sales							
[redacted]							
03/20	TEVA PHARMACTCL INDS ADR VSP 03/06/17 300 $33.45 CUS NO 881624209 UNIT PRICE 34.4600	Sale	-300.0000	10,338.00	(.23)	10,337.77	
[redacted]							

+

MERRILL EDGE
Bank of America Corporation

[redacted] Account Number: [redacted]

YOUR CMA TRANSACTIONS

March 01, 2017 - March 31, 2017

REALIZED GAINS/(LOSSES)

Description	Quantity	Acquired Date	Liquidation Date	Sale Amount	Cost Basis	Gains/(Losses) ✪ This Statement	Gains/(Losses) ✪ Year to Date
[redacted]							
TEVA PHARMACTCL INDS ADR	700.0000	02/24/17	02/27/17	24,954.46	24,696.00	258.46	
TEVA PHARMACTCL INDS ADR	300.0000	03/06/17	03/15/17	10,337.77	10,035.00	302.77	
[redacted]							

✪ - Excludes transactions for which we have insufficient data

OPEN ORDERS

Date	Transaction	Quantity	Description	Price Qualifier
[redacted]				

+

[redacted]

Account Number: [redacted]

24-Hour Assistance: (877) 653-4732
Access Code: [redacted]

YOUR CMA TRANSACTIONS

March 01, 2017 - March 31, 2017

OPEN ORDERS (continued)

Date	Transaction	Quantity	Description	Price Qualifier
[redacted]				

UNSETTLED TRADES

Trade Date	Settlement Date	Description	Symbol/ Cusip	Transaction Type	Quantity	Price	Amount
[redacted]							

MERRILL EDGE
Bank of America Corporation

[redacted] Account Number: [redacted]

YOUR CMA TRANSACTIONS

March 01, 2017 - March 31, 2017

CASH/OTHER TRANSACTIONS

Date	Transaction Type	Quantity	Description	Debit	Credit
[redacted]					

[redacted]

Account Number: [redacted]

24-Hour Assistance: (877) 653-4732
[redacted]

COPIES OF THIS STATEMENT HAVE BEEN SENT TO:

March 01, 2017 - March 31, 2017

[redacted]

+

FUNDAMENTAL EQUITY OPINION KEY AND GUIDE TO YOUR BofA MERRILL LYNCH RESEARCH RATINGS

BofA MERRILL LYNCH RESEARCH

BofA Merrill Lynch Research or BofAML Research is research produced by Merrill Lynch, Pierce, Fenner & Smith Incorporated (MLPF&S) and/or one or more of its affiliates. MLPF&S is a wholly owned subsidiary of Bank of America Corporation.

Equity Opinions include a Volatility Risk Rating, an Investment Rating and an Income Rating.

BofAML Research Volatility Risk Ratings
Indicators of potential price fluctuation are:
A – Low
B – Medium
C – High

BofAML Research Income Ratings
Indicators of potential cash dividends are:
7 – Same/higher (dividend considered to be secure)
8 – Same/lower (dividend not considered to be secure)
9 – Pays no cash dividend

BofAML Research Investment Ratings

Reflect the analyst's assessment of a stock's absolute total return potential and the stock's attractiveness for investment relative to other stocks within a Coverage Cluster (defined below). There are three investment ratings:

1 – Buy stocks are expected to have a total return of at least 10% and are the most attractive stocks in the Coverage Cluster
2 – Neutral stocks are expected to remain flat or increase in value and are less attractive than Buy rated stocks
3 – Underperform stocks are the least attractive stocks in a Coverage Cluster

Analysts assign investment ratings considering, among other things, the 0-12 month total return expectation for a stock and the firm's guidelines for ratings dispersions (shown in the table below). The current price objective for a stock should be referenced to better understand the total return expectation at any given time. The price objective reflects the analyst's view of the potential price appreciation (depreciation).

BofAML Research Investment Rating	Total return expectation (within 12-month period of date of initial rating)	Ratings dispersion guidelines for Coverage Cluster+
Buy	> or = 10%	< or = 70%
Neutral	> or = 0%	< or = 30%
Underperform	N/A	> or = 20%

+Ratings dispersions may vary from time to time where BofAML Research believes that it better reflects the investment prospects of stocks in a Coverage Cluster.

A Coverage Cluster is comprised of stocks covered by a single analyst or two or more analysts sharing a common industry, sector, region or other classification(s). A stock's Coverage Cluster is included in the most recent BofAML Comment referencing the stock.

THIRD PARTY RESEARCH

Third party research on the equity securities of certain companies is available to clients for informational purposes. Clients can access this research at www.merrilledge.com or can call 877-653-4732 to request that a copy be sent to them. Please note that the third party research rating is not necessarily equivalent to, or derived using the same methodology as, the BofAML Research ratings or the ratings of other third party research providers.

+

This page intentionally left blank

MERRILL EDGE
Bank of America Corporation

Customer Service

Please promptly report any inaccuracy, discrepancy, and/or concern by calling Wealth Management Client Support at (800-MERRILL) within ten (10) business days after delivery of or communication of the account statement. You should re-confirm any oral communications in writing to protect your rights.

About Us

You may review our financial statement at our offices: Merrill Lynch, Pierce, Fenner & Smith Incorporated (MLPF&S), One Bryant Park, New York, New York 10036. If you request a copy of our financial statement, we will mail it to you.

We are associated with a NYSE Designated Market Maker (DMM) that may make a market in the security(ies) held in your account. At any time, the DMM may have a "long" or "short" inventory position in such security(ies) and may be on the opposite side of transactions in the security(ies) executed on the floor of the NYSE. We also act as a market maker, dealer, block positioner or arbitrageur in certain securities. These activities may put us or one of our affiliates on the opposite side of transactions we execute for you and potentially result in trading profits for us or our affiliates.

BofA Merrill Lynch Research is research produced by MLPF&S and/or one or more of its affiliates. Third party research ratings from selected vendors are provided, if available, for your information. Our providing these research ratings is not a solicitation or recommendation of any particular security. MLPF&S and its affiliates are not responsible for any third party research and have no liability for such research. You are responsible for any trading decision you make based upon third party research ratings and reports.

MLPF&S may make available to you certain securities and other investment products that are sponsored, managed, distributed or provided by companies that are affiliates of Bank of America Corporation (BAC) or in which BAC has a substantial economic interest, including BofA ™ Global Capital Management.

Merrill Edge is the marketing name for two businesses: Merrill Edge Advisory Center ™, which offers team-based advice and guidance brokerage services; and a self-directed online investing platform. Both are made available through MLPF&S.

Bank of America Merrill Lynch is the marketing name for the global banking and global markets businesses of BAC. Lending, derivatives, and other commercial banking activities are performed globally by banking affiliates of BAC, including Bank of America, N.A., member Federal Deposit Insurance Corporation (FDIC). Securities, strategic advisory, and other investment banking activities are performed globally by investment banking affiliates of BAC ("Investment Banking Affiliates"), including, in the United States, MLPF&S and Merrill Lynch Professional Clearing Corp., all of which are registered broker dealers and members of Financial Industry Regulatory Authority (FINRA) and Securities Investor Protection Corporation (SIPC), and, in other jurisdictions, locally registered entities.

Investment products offered by Investment Banking Affiliates, including MLPF&S, ARE NOT FDIC INSURED, ARE NOT BANK GUARANTEED AND MAY LOSE VALUE.

Additional Information

We will route your equity and option orders to market centers consistent with our duty of best execution.

Except for certain custodial accounts, we hold bonds and preferred stocks in bulk segregation. If there is a partial call for those securities, securities will be randomly selected from those held in bulk. The probability of your holdings being selected is proportional to the total number of customer holdings of that particular security that we hold.

This statement serves as a confirmation of certain transactions during the period permitted to be reported periodically. Additional information is available upon written request.

In accordance with applicable law, rules and regulations, your free credit balance is not segregated and we can use these funds in our business. Your free credit balance is the amount of funds payable upon your demand. You have the right to receive, in the normal course of business, any free credit balance and any fully paid securities to which you are entitled, subject to any obligations you owe in any of your accounts.

For clients enrolled in a sweep program, the balance in any bank deposit account or shares of any money market mutual fund in which you have a beneficial interest can be withdrawn or liquidated on your order and the proceeds returned to your securities account or remitted to you.

You will have the right to vote full shares and we may solicit voting instructions concerning these full shares in your account. Voting shares in your account will be governed by the then current rules and policies of FINRA and the Securities Exchange Commission or other applicable exchanges or regulatory bodies.

All transactions are subject to the constitution, rules, regulations, customs, usages, rulings and interpretations of the exchange or market, and its clearinghouse, if any, where the transactions are executed, and if not executed on any exchange, FINRA.

You may obtain an investor brochure that includes information describing the FINRA Regulation Public Disclosure Program ("Program"). To obtain a brochure or more information about the Program or your broker contact the FINRA Regulation Public Disclosure Program Hotline at (800)289-9999 or access the FINRA website at www.finra.org.

We receive a fee from ISA® banks of up to 2% per annum of the average daily balances. We receive a fee from our affiliated banks of up to $100 per annum for each account that sweeps balances to the banks under the RASP℠ and ML bank deposit programs. We receive a fee from Bank of America, N.A. of up to 0.25% per annum of the average daily Preferred Deposit ® and Preferred Deposit for Business® balances.

Options Customers

For all customers, including those who own options, please promptly advise us of any material change in your investment objectives or financial condition. Individual options commission charges have been included in your confirmation. You may request a summary of this information.

Margin Customers

If this statement is for a margin account, it is a combined statement of your margin account and special memorandum account maintained for you pursuant to applicable regulations. The permanent record of the separate account, as required by Regulation T, is available for your inspection upon request. You should retain this statement for use with your next statement to calculate interest charges, if any, for the period covered by this statement. The interest charge period will parallel the statement period, except that interest due for the final day of the statement period will be carried over and appear on your next statement.

Coverage for your Account

The Securities Investor Protection Corporation (SIPC) and our excess-SIPC insurance policy do not cover commodities futures contracts, fixed annuity contracts, hedge funds, private equity funds, commodity pools and other investment contracts (such as limited partnerships) that are not registered with the US Securities Exchange Commission, precious metals, other assets that are not securities, as defined by SIPC, and assets that are not held at MLPF&S, such as cash on deposit at Bank of America, N.A. or Bank of America California, N.A. (Merrill Lynch affiliated banks) or other depository institutions. Those bank deposits are protected by the FDIC up to applicable limits. MLPF&S is not a bank. Unless otherwise disclosed, INVESTMENTS THROUGH MLPF&S ARE NOT FDIC INSURED, ARE NOT BANK GUARANTEED AND MAY LOSE VALUE. To obtain information about SIPC, including the SIPC Brochure, contact SIPC at http://www.sipc.org or (202)371-8300.

Fixed Income Securities

Values on your statement generally are based on estimates obtained from various sources. These values assume standard market conditions, are not firm bids or offers and may vary from prices achieved in actual transactions, especially for thinly traded securities. These values are generally for transactions of $1 million or more, which often reflect more favorable pricing than transactions in smaller amounts. You may pay more than these values if you purchase smaller amounts of securities, or receive less if you sell smaller amounts of securities.

Prices and Valuations

While we believe our pricing information to be reliable, we cannot guarantee its accuracy. Pricing information provided for certain thinly traded securities may be stale.

Investments such as direct participation program securities (e.g., partnerships, limited liability companies, and real estate trusts which are not listed on any exchange), and alternative investments (e.g. commodity pools, private equity funds, private debit funds, and hedge funds) are generally illiquid investments. No formal trading market exists for these securities and their current values will likely be different from the purchase price. Unless otherwise indicated, and except for certain alternative investment funds sponsored by affiliates of MLPF&S, the value shown on this statement for an investment in these securities has been provided by the management, administrator or sponsor of each program or a third-party vendor, in each case without independent verification by MLPF&S. This value represents their estimate of the value of the investor's interest in the net assets of the program, as of a date no more than 18 months from the date of this statement. Therefore, the values shown may not reflect actual market value or be realized upon a sale. If an estimated value is not provided, accurate valuation information is not available.

Cost Data/Realized Capital Gains & Losses

Cost Data and Realized Capital Gains/Losses are provided in this statement for informational purposes only. Please review for accuracy. Merrill Lynch is not responsible for omitted or restated data. Please consult your tax advisor to determine the tax consequences of your securities transactions. Your statement is not an official accounting of gains/losses. Please refer to your records, trade confirmations, and your Consolidated Tax Reporting Statement (Form 1099).

Insurance Policies and Annuity Contracts

Information is based on data from the issuing insurer. We are not responsible for the calculation of policy/contract values. Insurance policies and annuity contracts are generally not held in your MLPF&S account. If we, as custodian or trustee, hold an annuity contract that is a security, SIPC and excess-SIPC coverage apply.

Estimated Annual Income and Current Yield

Estimated Annual Income and Current Yield for certain types of securities could include a return of principal or capital gains in which case the Estimated Annual Income and Current Yield would be overstated. Estimated Annual Income and Current Yield are estimates and the actual income and yield might be lower or higher than the estimated amounts. Current Yield is based upon Estimated Annual Income and the current price of the security and will fluctuate.

Market-Linked Investments (MLI)

MLIs are debt securities or Certificates of Deposit linked to an underlying reference asset. They are reflected on your statement by their underlying reference asset – equities (e.g., stocks, ETFs, equity indices), alternative investments (e.g., commodities, currencies), or fixed income (e.g., interest rates). This classification method illustrates your asset allocation.

Symbols and Abbreviations

¤	Interest reported to the IRS
■	Gross Proceeds reported to the IRS
*	Dividends reported to the IRS
:	Transactions reported to the IRS
OCC	Options Clearing Corporation
#	Transaction you requested same day payment. Prior day's dividend retained to offset cost of advancing payment on your behalf
N/A	Price, value and/or cost data not available
N/C	Not-Calculated
N/N	Non-negotiable securities
N/O	Securities registered in your name
N/O CUST	Non-negotiable securities registered in the name of the custodian
↑ ↓	Indicates that BofA Merrill Lynch Research has upgraded (↑) or downgraded (↓) its fundamental equity opinion on a security.

MERRILL EDGE
Bank of America Corporation

Primary Account: [redacted]

[redacted]

[redacted] YOUR MERRILL EDGE REPORT

April 29, 2017 - May 31, 2017

[redacted]

Questions About Your Statement:
Mon-Fri, 7:30 a.m.- 10 p.m., (ET)
(877) 653-4732
24-Hour Account Information & Services

Your Merrill Lynch Office:
Merrill EDGE
FL9-802-03-05
P.O. BOX 40486
JACKSONVILLE, FL 32203

Up-to-date account information can be viewed at: www.merrilledge.com, where your statements are archived for three or more years.

Questions about www.merrilledge.com? Click the "help" tab at the top of the screen once you log in.

[redacted]

WANT TO INVEST FOR YOUR CHILD'S COLLEGE EDUCATION?

You may be eligible for a plan that provides the potential for a federally tax-advantaged way to invest for college. Learn more about your choices by visiting merrilledge.com/college-savings or calling 888.MER.EDGE (888.637.3343).

Merrill Edge is the marketing name for two businesses: Merrill Edge Advisory Center, which offers team-based advice and guidance brokerage services; and a self-directed online investing platform. Both are made available through Merrill Lynch, Pierce, Fenner & Smith Incorporated (MLPF&S). MLPF&S is a registered broker-dealer, Member SIPC and a wholly owned subsidiary of Bank of America Corporation. Investment products: Are Not FDIC Insured | Are Not Bank Guaranteed | May Lose Value

+

Primary Account: [redacted]

24-Hour Assistance: (877) 653-4732

YOUR PORTFOLIO REVIEW

April 29, 2017 - May 31, 2017

[redacted]

MERRILL EDGE
Bank of America Corporation

Online at: **www.merrilledge.com**

Account Number: [redacted]

24-Hour Assistance: (877) 653-4732

[redacted]

Your Merrill Lynch Office:
Merrill EDGE
FL9-802-03-05
P.O. BOX 40486
JACKSONVILLE, FL 32203

■ Cash Management Acc.

[redacted]

Merrill Edge is the marketing name for two businesses: Merrill Edge Advisory Center, which offers team-based advice and guidance brokerage services; and a self-directed online investing platform. Both are made available through Merrill Lynch, Pierce, Fenner & Smith Incorporated (MLPF&S). MLPF&S is a registered broker-dealer, Member SIPC and a wholly owned subsidiary of Bank of America Corporation. Investment products: **Are Not FDIC Insured** | **Are Not Bank Guaranteed** | **May Lose Value**

[redacted]

Account Number: [redacted]

24-Hour Assistance: (877) 653-4732

[redacted]

Cash Management Acc.

April 29, 2017 - May 31, 2017

[redacted]

MERRILL EDGE
Bank of America Corporation

[redacted] Account Number: [redacted]

YOUR CMA ASSETS

April 29, 2017 - May 31, 2017

[redacted]

[redacted] Account Number: [redacted] 24-Hour Assistance: (877) 653-4732 [redacted]

YOUR CMA ASSETS

April 29, 2017 - May 31, 2017

[redacted]

MERRILL EDGE
Bank of America Corporation

[redacted]

Account Number: [redacted]

YOUR CMA ASSETS

April 29, 2017 - May 31, 2017

RESEARCH RATINGS (continued)

[redacted]

Total Client Investment: Cost of shares directly purchased and still held. Does not include shares purchased through reinvestment.
Cumulative Investment Return: Estimated Market Value minus Total Client Investment. Cumulative Investment Return is the dollar value of the capital appreciation (depreciation) of all shares purchased and still held, including shares acquired through reinvestment of dividends and distributions, which may be greater or less than the actual income distributed.

Unrealized Gain or (Loss): Estimated Market Value minus Total Cost Basis (total cost of shares directly purchased and still held, as well as cost of shares acquired through reinvestment). Provided for Tax Planning purposes only and is not applicable to retirement accounts.
Initial Purchase: Date of your initial investment in this fund.

+

[redacted] Account Number: [redacted] 24-Hour Assistance: (877) 653-4732 [redacted]

YOUR CMA ASSETS

April 29, 2017 - May 31, 2017

Market Timing: Merrill Lynch's policies prohibit mutual fund market timing, which involves the purchase and sale of mutual fund shares within short periods of time with the intention of capturing short-term profits resulting from market volatility. Market timing may result in lower returns for long-term fund shareholders because market timers capture short-term gains that would otherwise pass to all shareholders and due to increased transaction costs and fewer assets for investment due to the need to retain cash to satisfy redemptions.

Sales Charge Discounts or Waivers: Many funds offer various sales charge discounts or waivers depending on the terms of the prospectus and/or statement of additional information. You should consult a fund's prospectus and/or statement of additional information to determine whether you may qualify for a discount or waiver. Notify your Financial Advisor, Financial Solutions Advisor or Investment Center representative if you believe you qualify for any of these or any other discounts or waivers. Please contact your Financial Advisor, Financial Solutions Advisor or Investment Center representative for further information on available sales charge discounts and waivers.

Notes

✦Cost basis has been adjusted by the deferred loss amount from a previous "Wash Sale" and the acquisition date has been adjusted to include the holding period of the lot closed by that previous "Wash Sale".

YOUR CMA TRANSACTIONS

[redacted]

+

MERRILL EDGE
Bank of America Corporation

[redacted] Account Number: [redacted]

YOUR CMA TRANSACTIONS

April 29, 2017 - May 31, 2017

[redacted]

[redacted] Account Number: [redacted] 24-Hour Assistance: (877) 653-4732 [redacted]

YOUR CMA TRANSACTIONS

April 29, 2017 - May 31, 2017

SECURITY TRANSACTIONS (continued)

Settlement Date	Description	Transaction Type	Quantity	Transaction Amount	Commissions/ Trading Fees	(Debit)/ Credit	Accrued Interest Earned/(Paid)
[redacted]							

+

MERRILL EDGE
Bank of America Corporation

[redacted] Account Number: [redacted]

YOUR CMA TRANSACTIONS

April 29, 2017 - May 31, 2017

SECURITY TRANSACTIONS (continued)

Settlement Date	Description	Transaction Type	Quantity	Transaction Amount	Commissions/ Trading Fees	(Debit)/ Credit	Accrued Interest Earned/(Paid)
Purchases							
[redacted]							

+

[redacted] Account Number: [redacted] 24-Hour Assistance: (877) 653-4732 [redacted]

YOUR CMA TRANSACTIONS

April 29, 2017 - May 31, 2017

SECURITY TRANSACTIONS (continued)

Settlement Date	Description	Transaction Type	Quantity	Transaction Amount	Commissions/ Trading Fees	(Debit)/ Credit	Accrued Interest Earned/(Paid)
[redacted]							

MERRILL EDGE
Bank of America Corporation

[redacted] Account Number: [redacted]

YOUR CMA TRANSACTIONS

April 29, 2017 - May 31, 2017

SECURITY TRANSACTIONS (continued)

Settlement Date	Description	Transaction Type	Quantity	Transaction Amount	Commissions/ Trading Fees	(Debit)/ Credit	Accrued Interest Earned/(Paid)
Sales							
[redacted]							
05/16	■ TEVA PHARMACTCL INDS ADR	Sale	-700.0000	22,575.00	(.49)	22,574.51	

+

[redacted] Account Number: [redacted] 24-Hour Assistance: (877) 653-4732 [redacted]

YOUR CMA TRANSACTIONS

April 29, 2017 - May 31, 2017

SECURITY TRANSACTIONS (continued)

Settlement Date	Description	Transaction Type	Quantity	Transaction Amount	Commissions/ Trading Fees	(Debit)/ Credit	Accrued Interest Earned/(Paid)
Sales							
	CUS NO 881624209 UNIT PRICE 32.2500						
[redacted]							

+

MERRILL EDGE
Bank of America Corporation

[redacted] Account Number: [redacted]

YOUR CMA TRANSACTIONS

April 29, 2017 - May 31, 2017

SECURITY TRANSACTIONS (continued)

Settlement Date	Description	Transaction Type	Quantity	Transaction Amount	Commissions/ Trading Fees	(Debit)/ Credit	Accrued Interest Earned/(Paid)
Sales							
[redacted]							

+

[redacted] Account Number: [redacted] 24-Hour Assistance: (877) 653-4732 [redacted]

YOUR CMA TRANSACTIONS

April 29, 2017 - May 31, 2017

REALIZED GAINS/(LOSSES)

Description	Quantity	Acquired Date	Liquidation Date	Sale Amount	Cost Basis	Gains/(Losses) This Statement	Gains/(Losses) Year to Date
[redacted]							
TEVA PHARMACTCL INDS ADR	700.0000	02/28/17	05/11/17	22,574.51	24,605.00	(2,030.49)	
[redacted]							

+

MERRILL EDGE
Bank of America Corporation

[redacted] Account Number: [redacted]

YOUR CMA TRANSACTIONS

April 29, 2017 - May 31, 2017

REALIZED GAINS/(LOSSES) (continued)

Description	Quantity	Acquired Date	Liquidation Date	Sale Amount	Cost Basis	Gains/(Losses) ✪ This Statement	Gains/(Losses) ✪ Year to Date
[redacted]							

✪ - Excludes transactions for which we have insufficient data
N/C - Results may not be calculated for transactions which involve the sale of partnership interests, short term debt instruments, derivative products purchased in the secondary market, or the determination of ordinary income and/or capital items for discount and zero-coupon issues.
✧This transaction has been affected by a "Wash Sale" based on IRS regulations. There are two different types of adjustments that may be occurring.
(A) If the gain/loss displays as N/C, this transaction has been identified as a "Wash Sale" based on IRS regulations and the loss has been added to the cost basis of the related purchase.
(B) If the gain/loss is calculated, the cost basis has been adjusted by the deferred loss amount from a previous "Wash Sale" and your gain or loss will be inclusive of this amount.

[redacted]

+

[redacted] Account Number: [redacted] 24-Hour Assistance: (877) 653-4732 [redacted]

YOUR CMA TRANSACTIONS

April 29, 2017 - May 31, 2017

[redacted]

[redacted]

MERRILL EDGE
Bank of America Corporation

[redacted] Account Number: [redacted]

YOUR CMA TRANSACTIONS

April 29, 2017 - May 31, 2017

CASH/OTHER TRANSACTIONS (continued)

Date	Transaction Type	Quantity	Description	Debit	Credit
[redacted]					

[redacted]

Account Number: [redacted]

24-Hour Assistance: (877) 653-4732
Access Code: [redacted]

COPIES OF THIS STATEMENT HAVE BEEN SENT TO:

April 29, 2017 - May 31, 2017

[redacted]

+

FUNDAMENTAL EQUITY OPINION KEY AND GUIDE TO YOUR BofA MERRILL LYNCH RESEARCH RATINGS

BofA MERRILL LYNCH RESEARCH

BofA Merrill Lynch Research or BofAML Research is research produced by Merrill Lynch, Pierce, Fenner & Smith Incorporated (MLPF&S) and/or one or more of its affiliates. MLPF&S is a wholly owned subsidiary of Bank of America Corporation.

Equity Opinions include a Volatility Risk Rating, an Investment Rating and an Income Rating.

BofAML Research Volatility Risk Ratings
Indicators of potential price fluctuation are:
A – Low
B – Medium
C – High

BofAML Research Income Ratings
Indicators of potential cash dividends are:
7 – Same/higher (dividend considered to be secure)
8 – Same/lower (dividend not considered to be secure)
9 – Pays no cash dividend

BofAML Research Investment Ratings

Reflect the analyst's assessment of a stock's absolute total return potential and the stock's attractiveness for investment relative to other stocks within a Coverage Cluster (defined below). There are three investment ratings:

1 – Buy stocks are expected to have a total return of at least 10% and are the most attractive stocks in the Coverage Cluster
2 – Neutral stocks are expected to remain flat or increase in value and are less attractive than Buy rated stocks
3 – Underperform stocks are the least attractive stocks in a Coverage Cluster

Analysts assign investment ratings considering, among other things, the 0-12 month total return expectation for a stock and the firm's guidelines for ratings dispersions (shown in the table below). The current price objective for a stock should be referenced to better understand the total return expectation at any given time. The price objective reflects the analyst's view of the potential price appreciation (depreciation).

BofAML Research Investment Rating	Total return expectation (within 12-month period of date of initial rating)	Ratings dispersion guidelines for Coverage Cluster+
Buy	> or = 10%	< or = 70%
Neutral	> or = 0%	< or = 30%
Underperform	N/A	> or = 20%

+Ratings dispersions may vary from time to time where BofAML Research believes that it better reflects the investment prospects of stocks in a Coverage Cluster.

A Coverage Cluster is comprised of stocks covered by a single analyst or two or more analysts sharing a common industry, sector, region or other classification(s). A stock's Coverage Cluster is included in the most recent BofAML Comment referencing the stock.

THIRD PARTY RESEARCH

Third party research on the equity securities of certain companies is available to clients for informational purposes. Clients can access this research at www.merrilledge.com or can call 877-653-4732 to request that a copy be sent to them. Please note that the third party research rating is not necessarily equivalent to, or derived using the same methodology as, the BofAML Research ratings or the ratings of other third party research providers.

+

This page intentionally left blank

MERRILL EDGE
Bank of America Corporation

Customer Service

Please promptly report any inaccuracy, discrepancy, and/or concern by calling Wealth Management Client Support at (800-MERRILL) within ten (10) business days after delivery of or communication of the account statement. You should re-confirm any oral communications in writing to protect your rights.

About Us

You may review our financial statement at our offices: Merrill Lynch, Pierce, Fenner & Smith Incorporated (MLPF&S); One Bryant Park, New York, New York 10036. If you request a copy of our financial statement, we will mail it to you.

We are associated with a NYSE Designated Market Maker (DMM) that may make a market in the security(ies) held in your account. At any time, the DMM may have a "long" or "short" inventory position in such security(ies) and may be on the opposite side of transactions in the security(ies) executed on the floor of the NYSE. We also act as a market maker, dealer, block positioner or arbitrageur in certain securities. These activities may put us or one of our affiliates on the opposite side of transactions we execute for you and potentially result in trading profits for us or our affiliates.

BofA Merrill Lynch Research is research produced by MLPF&S and/or one or more of its affiliates. Third party research ratings from selected vendors are provided, if available, for your information. Our providing these research ratings is not a solicitation or recommendation of any particular security. MLPF&S and its affiliates are not responsible for any third party research and have no liability for such research. You are responsible for any trading decision you make based upon third party research ratings and reports.

MLPF&S may make available to you certain securities and other investment products that are sponsored, managed, distributed or provided by companies that are affiliates of Bank of America Corporation (BAC) or in which BAC has a substantial economic interest, including BofA ™ Global Capital Management.

Merrill Edge is the marketing name for two businesses: Merrill Edge Advisory Center ™, which offers team-based advice and guidance brokerage services; and a self-directed online investing platform. Both are made available through MLPF&S.

Bank of America Merrill Lynch is the marketing name for the global banking and global markets businesses of BAC. Lending, derivatives, and other commercial banking activities are performed globally by banking affiliates of BAC, including Bank of America, N.A., member Federal Deposit Insurance Corporation (FDIC). Securities, strategic advisory, and other investment banking activities are performed globally by investment banking affiliates of BAC ("Investment Banking Affiliates"), including, in the United States, MLPF&S and Merrill Lynch Professional Clearing Corp., all of which are registered broker dealers and members of Financial Industry Regulatory Authority (FINRA) and Securities Investor Protection Corporation (SIPC), and, in other jurisdictions, locally registered entities.

Investment products offered by Investment Banking Affiliates, including MLPF&S, ARE NOT FDIC INSURED, ARE NOT BANK GUARANTEED AND MAY LOSE VALUE.

Additional Information

We will route your equity and option orders to market centers consistent with our duty of best execution.

Except for certain custodial accounts, we hold bonds and preferred stocks in bulk segregation. If there is a partial call for those securities, securities will be randomly selected from those held in bulk. The probability of your holdings being selected is proportional to the total number of customer holdings of that particular security that we hold.

This statement serves as a confirmation of certain transactions during the period permitted to be reported periodically. Additional information is available upon written request.

In accordance with applicable law, rules and regulations, your free credit balance is not segregated and we can use these funds in our business. Your free credit balance is the amount of funds payable upon your demand. You have the right to receive, in the normal course of business, any free credit balance and any fully paid securities to which you are entitled, subject to any obligations you owe in any of your accounts.

For clients enrolled in a sweep program, the balance in any bank deposit account or shares of any money market mutual fund in which you have a beneficial interest can be withdrawn or liquidated on your order and the proceeds returned to your securities account or remitted to you.

You will have the right to vote full shares and we may solicit voting instructions concerning these full shares in your account. Voting shares in your account will be governed by the then current rules and policies of FINRA and the Securities Exchange Commission or other applicable exchanges or regulatory bodies.

All transactions are subject to the constitution, rules, regulations, customs, usages, rulings and interpretations of the exchange or market, and its clearinghouse, if any, where the transactions are executed, and if not executed on any exchange, FINRA.

You may obtain an investor brochure that includes information describing the FINRA Regulation Public Disclosure Program ("Program"). To obtain a brochure or more information about the Program or your broker contact the FINRA Regulation Public Disclosure Program Hotline at (800)289-9999 or access the FINRA website at www.finra.org.

We receive a fee from ISA® banks of up to 2% per annum of the average daily balances. We receive a fee from our affiliated banks of up to $100 per annum for each account that sweeps balances to the banks under the RASP℠ and ML bank deposit programs. We receive a fee from Bank of America, N.A. of up to 0.25% per annum of the average daily Preferred Deposit ® and Preferred Deposit for Business® balances.

Options Customers

For all customers, including those who own options, please promptly advise us of any material change in your investment objectives or financial condition. Individual options commission charges have been included in your confirmation. You may request a summary of this information.

Margin Customers

If this statement is for a margin account, it is a combined statement of your margin account and special memorandum account maintained for you pursuant to applicable regulations. The permanent record of the separate account, as required by Regulation T, is available for your inspection upon request. You should retain this statement for use with your next statement to calculate interest charges, if any, for the period covered by this statement. The interest charge period will parallel the statement period, except that interest due for the final day of the statement period will be carried over and appear on your next statement.

Coverage for your Account

The Securities Investor Protection Corporation (SIPC) and our excess-SIPC insurance policy do not cover commodities futures contracts, fixed annuity contracts, hedge funds, private equity funds, commodity pools and other investment contracts (such as limited partnerships) that are not registered with the US Securities Exchange Commission, precious metals, other assets that are not securities, as defined by SIPC, and assets that are not held at MLPF&S, such as cash on deposit at Bank of America, N.A. or Bank of America California, N.A. (Merrill Lynch affiliated banks) or other depository institutions. Those bank deposits are protected by the FDIC up to applicable limits. MLPF&S is not a bank. Unless otherwise disclosed, INVESTMENTS THROUGH MLPF&S ARE NOT FDIC INSURED, ARE NOT BANK GUARANTEED AND MAY LOSE VALUE. To obtain information about SIPC, including the SIPC Brochure, contact SIPC at http://www.sipc.org or (202)371-8300.

Fixed Income Securities

Values on your statement generally are based on estimates obtained from various sources. These values assume standard market conditions, are not firm bids or offers and may vary from prices achieved in actual transactions, especially for thinly traded securities. These values are generally for transactions of $1 million or more, which often reflect more favorable pricing than transactions in smaller amounts. You may pay more than these values if you purchase smaller amounts of securities, or receive less if you sell smaller amounts of securities.

Prices and Valuations

While we believe our pricing information to be reliable, we cannot guarantee its accuracy. Pricing information provided for certain thinly traded securities may be stale.

Investments such as direct participation program securities (e.g., partnerships, limited liability companies, and real estate trusts which are not listed on any exchange), and alternative investments (e.g. commodity pools, private equity funds, private debit funds, and hedge funds) are generally illiquid investments. No formal trading market exists for these securities and their current values will likely be different from the purchase price. Unless otherwise indicated, and except for certain alternative investment funds sponsored by affiliates of MLPF&S, the value shown on this statement for an investment in these securities has been provided by the management, administrator or sponsor of each program or a third-party vendor, in each case without independent verification by MLPF&S. This value represents their estimate of the value of the investor's interest in the net assets of the program, as of a date no more than 18 months from the date of this statement. Therefore, the values shown may not reflect actual market value or be realized upon a sale. If an estimated value is not provided, accurate valuation information is not available.

Cost Data/Realized Capital Gains & Losses

Cost Data and Realized Capital Gains/Losses are provided in this statement for informational purposes only. Please review for accuracy. Merrill Lynch is not responsible for omitted or restated data. Please consult your tax advisor to determine the tax consequences of your securities transactions. Your statement is not an official accounting of gains/losses. Please refer to your records, trade confirmations, and your Consolidated Tax Reporting Statement (Form 1099).

Insurance Policies and Annuity Contracts

Information is based on data from the issuing insurer. We are not responsible for the calculation of policy/contract values. Insurance policies and annuity contracts are generally not held in your MLPF&S account. If we, as custodian or trustee, hold an annuity contract that is a security, SIPC and excess-SIPC coverage apply.

Estimated Annual Income and Current Yield

Estimated Annual Income and Current Yield for certain types of securities could include a return of principal or capital gains in which case the Estimated Annual Income and Current Yield would be overstated. Estimated Annual Income and Current Yield are estimates and the actual income and yield might be lower or higher than the estimated amounts. Current Yield is based upon Estimated Annual Income and the current price of the security and will fluctuate.

Market-Linked Investments (MLI)

MLIs are debt securities or Certificates of Deposit linked to an underlying reference asset. They are reflected on your statement by their underlying reference asset – equities (e.g., stocks, ETFs, equity indices), alternative investments (e.g., commodities, currencies), or fixed income (e.g., interest rates). This classification method illustrates your asset allocation.

Symbols and Abbreviations

¤	Interest reported to the IRS
■	Gross Proceeds reported to the IRS
*	Dividends reported to the IRS
:	Transactions reported to the IRS
OCC	Options Clearing Corporation
#	Transaction you requested same day payment. Prior day's dividend retained to offset cost of advancing payment on your behalf
N/A	Price, value and/or cost data not available
N/C	Not Calculated
N/N	Non-negotiable securities
N/O	Securities registered in your name
N/O CUST	Non-negotiable securities registered in the name of the custodian
↑ ↓	Indicates that BofA Merrill Lynch Research has upgraded (↑) or downgraded (↓) its fundamental equity opinion on a security.

MERRILL
A BANK OF AMERICA COMPANY

Primary Account: [redacted]

[redacted]

YOUR MERRILL EDGE REPORT

August 01, 2019 - August 30, 2019

[redacted]

Questions About Your Statement:
Mon-Fri, 7:30 a.m.- 10 p.m., (ET)
(877) 653-4732
24-Hour Account Information & Services

Your Merrill Office:
Merrill EDGE
FL9-802-03-05
P.O. BOX 40486
JACKSONVILLE, FL 32203

Up-to-date account information can be viewed at: www.merrilledge.com, where your statements are archived for three or more years.

Questions about www.merrilledge.com? Click the "help" tab at the top of the screen once you log in.

WANT TO INVEST FOR YOUR CHILD'S COLLEGE EDUCATION?

You may be eligible for a plan that provides the potential for a federally tax-advantaged way to invest for college. Learn more about your choices by visiting merrilledge.com/college-savings or calling 888.MER.EDGE (888.637.3343).

Merrill Lynch, Pierce, Fenner & Smith Incorporated (also referred to as "MLPF&S" or "Merrill") makes available certain investment products sponsored, managed, distributed or provided by companies that are affiliates of Bank of America Corporation (BofA Corp). MLPF&S is a registered broker-dealer, Member SIPC and a wholly owned subsidiary of BofA Corp.
Investment products: **Are Not FDIC Insured** | **Are Not Bank Guaranteed** | **May Lose Value**

+

Primary Account: [redacted]

24-Hour Assistance: (877) 653-4732

YOUR PORTFOLIO REVIEW

August 01, 2019 - August 30, 2019

[redacted]

TOP FIVE PORTFOLIO HOLDINGS

Based on Estimated Market Value

	Current Value	*% of Portfolio*
[redacted]		

FINANCIAL MARKET INDICATORS

	This Report	*Last Report*	*Previous Year End*
[redacted]			

MERRILL
A BANK OF AMERICA COMPANY

Online at: www.merrilledge.com

Account Number: [redacted]

24-Hour Assistance: (877) 653-4732

[redacted]

[redacted]

Your Merrill Office:
Merrill EDGE
FL9-802-03-05
P.O. BOX 40486
JACKSONVILLE, FL 32203

Cash Management Acc.

This account is enrolled in the Preferred Rewards Platinum Honors tier

August 01, 2019 - August 30, 2019

[redacted]

Merrill Lynch, Pierce, Fenner & Smith Incorporated (also referred to as "MLPF&S" or "Merrill") makes available certain investment products sponsored, managed, distributed or provided by companies that are affiliates of Bank of America Corporation (BofA Corp). MLPF&S is a registered broker-dealer, Member SIPC and a wholly owned subsidiary of BofA Corp.

Investment products: | Are Not FDIC Insured | Are Not Bank Guaranteed | May Lose Value |

[redacted] Account Number: [redacted]

24-Hour Assistance: (877) 653-4732
Access Code: [redacted]

Cash Management Acc.

August 01, 2019 - August 30, 2019

[redacted]

+

MERRILL
A BANK OF AMERICA COMPANY

[redacted] Account Number: [redacted]

YOUR CMA BANK DEPOSIT INTEREST SUMMARY

August 01, 2019 - August 30, 2019

[redacted]

YOUR CMA ASSETS

CASH/MONEY ACCOUNTS

Description	*Quantity*	*Total Cost Basis*	*Estimated Market Price*	*Estimated Market Value*	*Estimated Annual Income*	*Est. Annual Yield%*
[redacted]						

[redacted] Account Number: [redacted] 24-Hour Assistance: (877) 653-4732 [redacted]

YOUR CMA ASSETS

August 01, 2019 - August 30, 2019

EQUITIES (continued)

Description	Symbol	Acquired	Quantity	Unit Cost Basis	Total Cost Basis	Estimated Market Price	Estimated Market Value	Unrealized Gain/(Loss)	Estimated Annual Income
[redacted]									

+

MERRILL
A BANK OF AMERICA COMPANY

[redacted] Account Number: [redacted]

YOUR CMA ASSETS

August 01, 2019 - August 30, 2019

RESEARCH RATINGS (continued)

Security	Symbol	BofAML Research	Morningstar	CFRA
[redacted]				

PLEASE REFER TO THE BACK OF YOUR STATEMENT FOR A GUIDE TO BofAML AND THIRD PARTY RESEARCH RATINGS.

LONG PORTFOLIO

	Adjusted/Total Cost Basis	Estimated Market Value	Unrealized Gain/(Loss)	Estimated Accrued Interest	Estimated Annual Income
[redacted]					

YOUR CMA TRANSACTIONS

DIVIDENDS/INTEREST INCOME TRANSACTIONS

Date	Description	Transaction Type	Quantity	Income	Income Year To Date
[redacted]					

+

[redacted]

Account Number: [redacted]

24-Hour Assistance: (877) 653-4732
Access Code: [redacted]

YOUR CMA TRANSACTIONS

August 01, 2019 - August 30, 2019

SECURITY TRANSACTIONS

Settlement Date	*Description*	*Transaction Type*	*Quantity*	*Transaction Amount*	*Commissions/ Trading Fees*	*(Debit)/ Credit*	*Accrued Interest Earned/(Paid)*
Purchases							
[redacted]							

+

MERRILL
A BANK OF AMERICA COMPANY

[redacted] Account Number: [redacted]

YOUR CMA TRANSACTIONS

August 01, 2019 - August 30, 2019

SECURITY TRANSACTIONS (continued)

Settlement Date	Description	Transaction Type	Quantity	Transaction Amount	Commissions/ Trading Fees	(Debit)/ Credit	Accrued Interest Earned/(Paid)
Purchases							
[redacted]							
Sales							
[redacted]							

REALIZED GAINS/(LOSSES)

Description	Quantity	Acquired Date	Liquidation Date	Sale Amount	Cost Basis	Gains/(Losses) This Statement	Gains/(Losses) Year to Date
[redacted]							

+

[redacted] Account Number: [redacted]

24-Hour Assistance: (877) 653-4732
Access Code: [redacted]

YOUR CMA TRANSACTIONS

August 01, 2019 - August 30, 2019

REALIZED GAINS/(LOSSES) (continued)

Description	Quantity	Acquired Date	Liquidation Date	Sale Amount	Cost Basis	Gains/(Losses) ✪ This Statement	Gains/(Losses) ✪ Year to Date
[redacted]							

✪ - Excludes transactions for which we have insufficient data

OPEN ORDERS EQUITIES

Date	Transaction	Quantity	Description	Price	Qualifier	Price	Qualifier
[redacted]							

+

MERRILL
A BANK OF AMERICA COMPANY

[redacted] Account Number: [redacted]

YOUR CMA TRANSACTIONS

August 01, 2019 - August 30, 2019

UNSETTLED TRADES (continued)

Trade Date	Settlement Date	Description	Symbol/ Cusip	Transaction Type	Quantity	Price	Amount
[redacted]							

[redacted]

+

[redacted] Account Number: [redacted]

24-Hour Assistance: (877) 653-4732
Access Code: [redacted]

YOUR CMA TRANSACTIONS

August 01, 2019 - August 30, 2019

CASH/OTHER TRANSACTIONS (continued)

Date	Description	Transaction Type	Quantity	Debit	Credit
[redacted]					

YOUR CMA MONEY ACCOUNT TRANSACTIONS

Date	Description	Withdrawals	Deposits	Date	Description	Withdrawals	Deposits
[redacted]							

+

MERRILL
A BANK OF AMERICA COMPANY

[redacted]

Account Number: [redacted]

YOUR CMA MONEY ACCOUNT TRANSACTIONS *(continued)*

August 01, 2019 - August 30, 2019

Date	Description	Withdrawals	Deposits	Date	Description	Withdrawals	Deposits
[redacted]							

COPIES OF THIS STATEMENT HAVE BEEN SENT TO:

[redacted]

+

FUNDAMENTAL EQUITY OPINION KEY AND GUIDE TO YOUR BofA MERRILL LYNCH RESEARCH RATINGS

BofA MERRILL LYNCH RESEARCH

BofA Merrill Lynch Research or BofAML Research is research produced by Merrill Lynch, Pierce, Fenner & Smith Incorporated (MLPF&S) and/or one or more of its affiliates. MLPF&S is a wholly owned subsidiary of Bank of America Corporation.

Equity Opinions include a Volatility Risk Rating, an Investment Rating and an Income Rating.

BofAML Research Volatility Risk Ratings

Indicators of potential price fluctuation are:

A – Low
B – Medium
C – High

BofAML Research Income Ratings

Indicators of potential cash dividends are:

7 – Same/higher (dividend considered to be secure)
8 – Same/lower (dividend not considered to be secure)
9 – Pays no cash dividend

BofAML Research Investment Ratings

Reflect the analyst's assessment of a stock's absolute total return potential and the stock's attractiveness for investment relative to other stocks within a Coverage Cluster (defined below). There are three investment ratings:

1 – Buy stocks are expected to have a total return of at least 10% and are the most attractive stocks in the Coverage Cluster
2 – Neutral stocks are expected to remain flat or increase in value and are less attractive than Buy rated stocks
3 – Underperform stocks are the least attractive stocks in a Coverage Cluster

Analysts assign investment ratings considering, among other things, the 0-12 month total return expectation for a stock and the firm's guidelines for ratings dispersions (shown in the table below). The current price objective for a stock should be referenced to better understand the total return expectation at any given time. The price objective reflects the analyst's view of the potential price appreciation (depreciation).

BofAML Research Investment Rating	Total return expectation (within 12-month period of date of initial rating)	Ratings dispersion guidelines for Coverage Cluster+
Buy	> or = 10%	< or = 70%
Neutral	> or = 0%	< or = 30%
Underperform	N/A	> or = 20%

+Ratings dispersions may vary from time to time where BofAML Research believes that it better reflects the investment prospects of stocks in a Coverage Cluster.

A Coverage Cluster is comprised of stocks covered by a single analyst or two or more analysts sharing a common industry, sector, region or other classification(s). A stock's Coverage Cluster is included in the most recent BofAML Comment referencing the stock.

THIRD PARTY RESEARCH

Third party research on the equity securities of certain companies is available to clients for informational purposes. Clients can access this research at www.merrilledge.com or can call 877-653-4732 to request that a copy be sent to them. Please note that the third party research rating is not necessarily equivalent to, or derived using the same methodology as, the BofAML Research ratings or the ratings of other third party research providers.

+

MERRILL
A BANK OF AMERICA COMPANY

Customer Service

Please promptly report any inaccuracy, discrepancy, and/or concern by calling Wealth Management Client Support at (800-MERRILL) within ten (10) business days after delivery of or communication of the account statement. You should re-confirm any oral communications in writing to protect your rights.

About Us

You may review our financial statement at our offices: Merrill Lynch, Pierce, Fenner & Smith Incorporated (MLPF&S or ML), One Bryant Park, New York, New York 10036. If you request a copy of our financial statement, we will mail it to you.

We act as a market maker, dealer, block positioner or arbitrageur in certain securities. These activities may put us or one of our affiliates on the opposite side of transactions we execute for you and potentially result in trading profits for us or our affiliates.

BofA Merrill Lynch Research is research produced by MLPF&S and/or one or more of its affiliates. Third party research ratings from selected vendors are provided, if available, for your information. Our providing these research ratings is not a solicitation or recommendation of any particular security. MLPF&S and its affiliates are not responsible for any third party research and have no liability for such research. You are responsible for any trading decision you make based upon third party research ratings and reports.

MLPF&S may make available to you certain securities and other investment products that are sponsored, managed, distributed or provided by companies that are affiliates of Bank of America Corporation (BAC) or in which BAC has a substantial economic interest.

Merrill and Merrill Edge are the marketing name for two businesses: Merrill Advisory Center ™, which offers team-based advice and guidance brokerage services; and a self-directed online investing platform. Both are made available through MLPF&S.

Bank of America Merrill Lynch is the marketing name for the global banking and global markets businesses of BAC. Lending, derivatives, and other commercial banking activities are performed globally by banking affiliates of BAC, including Bank of America, N.A., member Federal Deposit Insurance Corporation (FDIC). Securities, strategic advisory, and other investment banking activities are performed globally by investment banking affiliates of BAC ("Investment Banking Affiliates"), including, in the United States, MLPF&S and Merrill Lynch Professional Clearing Corp., all of which are registered broker dealers and members of Financial Industry Regulatory Authority (FINRA) and Securities Investor Protection Corporation (SIPC), and, in other jurisdictions, locally registered entities.

Investment products offered by Investment Banking Affiliates, including MLPF&S, ARE NOT FDIC INSURED, ARE NOT BANK GUARANTEED AND MAY LOSE VALUE.

Additional Information

We will route your equity and option orders to market centers consistent with our duty of best execution.

Except for certain custodial accounts, we hold bonds and preferred stocks in bulk segregation. If there is a partial call for those securities, securities will be randomly selected from those held in bulk. The probability of your holdings being selected is proportional to the total number of customer holdings of that particular security that we hold.

This statement serves as a confirmation of certain transactions during the period permitted to be reported periodically. Additional information, including the time of execution for any trade, is available upon written request.

In accordance with applicable law, rules and regulations, your free credit balance is not segregated and we can use these funds in our business. Your free credit balance is the amount of funds payable upon your demand. You have the right to receive, in the normal course of business, any free credit balance and any fully paid securities to which you are entitled, subject to any obligations you owe in any of your accounts.

For clients enrolled in a sweep program, the balance in any bank deposit account or shares of any money market mutual fund in which you have a beneficial interest can be withdrawn or liquidated on your order and the proceeds returned to your securities account or remitted to you.

You will have the right to vote full shares and we may solicit voting instructions concerning these full shares in your account. Voting shares in your account will be governed by the then current rules and policies of FINRA and the Securities Exchange Commission or other applicable exchanges or regulatory bodies.

All transactions are subject to the constitution, rules, regulations, customs, usages, rulings and interpretations of the exchange or market, and its clearinghouse, if any, where the transactions are executed, and if not executed on any exchange, FINRA.

You may obtain an investor brochure that includes information describing the FINRA Regulation Public Disclosure Program ("Program"). To obtain a brochure or more information about the Program or your broker contact the FINRA Regulation Public Disclosure Program Hotline at (800)289-9999 or access the FINRA website at www.finra.org

We receive a fee from ISA® banks of up to 2% per annum of the average daily balances. We receive a fee from our affiliated banks of up to $100 per annum for each account that sweeps balances to the banks under the RASP℠ and ML bank deposit programs. We also receive a fee from Bank of America, N.A. based on the average daily Preferred Deposit ® and Preferred Deposit for Business ® balances.

Options Customers

For all customers, including those who own options, please promptly advise us of any material change in your investment objectives or financial condition. Individual options commission charges have been included in your confirmation. You may request a summary of this information.

Margin Customers

If this statement is for a margin account, it is a combined statement of your margin account and special memorandum account maintained for you pursuant to applicable regulations. The permanent record of the separate account, as required by Regulation T, is available for your inspection upon request. You should retain this statement for use with your next statement to calculate interest charges, if any, for the period covered by this statement. The interest charge period will parallel the statement period, except that interest due for the final day of the statement period will be carried over and appear on your next statement.

Coverage for your Account

The Securities Investor Protection Corporation (SIPC) and our excess-SIPC insurance policy do not cover commodities futures contracts, fixed annuity contracts, hedge funds, private equity funds, commodity pools and other investment contracts (such as limited partnerships) that are not registered with the US Securities Exchange Commission, precious metals, other assets that are not securities, as defined by SIPC, and assets that are not held at MLPF&S, such as cash on deposit at Bank of America, N.A. or Bank of America California, N.A. (Merrill Lynch affiliated banks) or other depository institutions. Those bank deposits are protected by the FDIC up to applicable limits. MLPF&S is not a bank. Unless otherwise disclosed, INVESTMENTS THROUGH MLPF&S ARE NOT FDIC INSURED, ARE NOT BANK GUARANTEED AND MAY LOSE VALUE. To obtain information about SIPC, including the SIPC Brochure, contact SIPC at http://www.sipc.org or (202)371-8300.

Fixed Income Securities

Values on your statement generally are based on estimates obtained from various sources and in certain cases only from affiliates. These values assume standard market conditions, are not firm bids or offers and may vary from prices achieved in actual transactions, especially for thinly traded securities. These values are generally for transactions of $1 million or more, which often reflect more favorable pricing than transactions in smaller amounts. You may pay more than these values if you purchase smaller amounts of securities, or receive less if you sell smaller amounts of securities.

Prices and Valuations

While we believe our pricing information to be reliable, we cannot guarantee its accuracy. Pricing information provided for certain thinly traded securities may be stale.

Values on your statement generally are based on estimates obtained from various sources and in certain cases only from affiliates.

Investments such as direct participation program securities (e.g., partnerships, limited liability companies, and real estate trusts which are not listed on any exchange), and alternative investments (e.g. commodity pools, private equity funds, private debit funds, and hedge funds) are generally illiquid investments. No formal trading market exists for these securities and their current values will likely be different from the purchase price. Unless otherwise indicated, and except for certain alternative investment funds sponsored by affiliates of MLPF&S, the value shown on this statement for an investment in these securities has been provided by the management, administrator or sponsor of each program or a third-party vendor, in each case without independent verification by MLPF&S. The values shown may not reflect actual market value or be realized upon a sale. If an estimated value is not provided, accurate valuation information is not available.

Cost Data/Realized Capital Gains & Losses

Cost Data and Realized Capital Gains/Losses are provided in this statement for informational purposes only. Please review for accuracy. Merrill Lynch is not responsible for omitted or restated data. Please consult your tax advisor to determine the tax consequences of your securities transactions. Your statement is not an official accounting of gains/losses. Please refer to your records, trade confirmations, and your Consolidated Tax Reporting Statement (Form 1099).

+

Insurance Policies and Annuity Contracts

Information is based on data from the issuing insurer. We are not responsible for the calculation of policy/contract values. Insurance policies and annuity contracts are generally not held in your MLPF&S account. If we, as custodian or trustee, hold an annuity contract that is a security, SIPC and excess-SIPC coverage apply.

Estimated Annual Income and Current Yield

Estimated Annual Income and Current Yield for certain types of securities could include a return of principal or capital gains in which case the Estimated Annual Income and Current Yield would be overstated. Estimated Annual Income and Current Yield are estimates and the actual income and yield might be lower or higher than the estimated amounts. Current Yield is based upon Estimated Annual Income and the current price of the security and will fluctuate.

Market-Linked Investments (MLI)

MLIs are debt securities or Certificates of Deposit linked to an underlying reference asset. They are reflected on your statement by their underlying reference asset – equities (e.g., stocks, ETFs, equity indices), alternative investments (e.g., commodities, currencies), or fixed income (e.g., interest rates). This classification method illustrates your asset allocation.

Symbols and Abbreviations

¤	Interest reported to the IRS
■	Gross Proceeds reported to the IRS
*	Dividends reported to the IRS
:	Transactions reported to the IRS
OCC	Options Clearing Corporation
#	Transaction you requested same day payment. Prior day's dividend retained to offset cost of advancing payment on your behalf
N/A	Price, value and/or cost data not available
N/C	Not-Calculated
N/N	Non-negotiable securities
N/O	Securities registered in your name
N/O CUST	Non-negotiable securities registered in the name of the custodian
↑ ↓	Indicates that BofA Merrill Lynch Research has upgraded (↑) or downgraded (↓) its fundamental equity opinion on a security.

In re Teva Securities Litigation
c/o Epiq Class Action & Claims Solutions, Inc.
PO Box 3565
Portland, OR 97208-3565

Website: www.TevaSecuritiesLitigation.com
Email: info@TevaSecuritiesLitigation.com
Phone: 1-855-675-3124
Phone Outside the US and Canada: 1-503-520-4435

400533930015062843
000 0000015 00000000 0001 0001 00015 INS: 0 0
[redacted]

Claim Number: [redacted]

Response Deadline: February 14, 2023

January 25, 2023

Notice of Deficient Proof of Claim Submission

Dear Claimant:

We have determined that the Proof of Claim and Release Form ("Claim") that you submitted in connection with the settlement obtained in *In re Teva Securities Litigation* (Case No. 3:17-cv-00558 (SRU) is deficient or ineligible for the reason(s) identified below. To resolve those deficiencies, you must submit, postmarked no later than the Response Deadline printed at the top of this Notice, a written response with any required documentation, as specified below, together with a copy of this notice. **If you fail to do so, your Claim will be rejected to the extent that those deficient conditions remain uncured. This Notice is the only notice that you will receive with respect to the Claim identified at the top of this Notice.**

PLEASE NOTE: The Court-approved Plan of Allocation of Net Settlement Fund (the "Plan of Allocation"), which governs the administration of all proofs of claim submitted in connection with the settlement, is set forth in Appendix A of the Long-Form Notice of Pendency and Proposed Settlement of Class Action (the "Long-Form Notice"). The Long-Form Notice may be viewed on or downloaded from www.TevaSecuritiesLitigation.com.

Ineligibility Condition: No Recognized Claim.

In accordance with the Court-approved Plan of Allocation, the "Recognized Claim" amount for your Claim, which, as defined in paragraph 15 of the Plan of Allocation, is the sum of the "Recognized Loss Amount," which is defined in paragraph 1 of the Plan of Allocation, calculated for each purchase or acquisition of eligible Teva Securities, must calculate to a loss for your Claim to be included in the list of eligible claims presented to the Court for approval. Your Recognized Claim may not calculate to a loss because the Recognized Loss Amount for each purchase or acquisition of eligible Teva Securities is a negative number or zero (see paragraph 3 of the Plan of Allocation). Because your Recognized Claim does not calculate to a loss, your Claim is not eligible to receive a distribution from the Net Settlement Fund. Unless you had additional transactions in eligible Teva Securities during the Class Period (i.e., February 6, 2014, through May 10, 2019, inclusive) that are not reflected in your Claim, this is NOT a curable deficiency.

How to Resolve: This condition of ineligibility may be resolved only by submitting additional transactions in eligible Teva Securities during the Class Period that were not previously reflected in your Claim and that will cause your Recognized Claim to calculate to a loss. For additional information, please reference the Plan of Allocation. You must also support any additional transactions with acceptable documentation. Acceptable documentation includes securities brokers' confirmation slips, month- and year-end account statements, or similar documentation. Self-generated documents are not acceptable.

PLEASE NOTE: Curing this condition of ineligibility is an absolute requirement for your Claim to be eligible to participate in the settlement. If other deficiencies have been identified and you cure them, your Claim still will not be eligible, even for "partial acceptance," unless this deficiency is cured.

PLEASE ALSO NOTE that, even if you cure the identified deficiency(ies), your Claim must have a "Recognized Claim" amount (which, as defined in the Plan of Allocation, is the sum of the "Recognized Loss Amount," as defined in the Plan of Allocation, calculated for each purchase or acquisition of eligible Teva securities) to be included in the list of eligible claims presented to the Court for approval.

If you disagree with the deficiency condition(s) identified in this Notice, you may contact us for assistance and/or request Court review of our administrative determination regarding your Claim. To request Court review of your Claim, you must send, postmarked no later than the Response Deadline, to the Claims Administrator at the address printed at the top of this Notice, a letter that must: (1) include a copy of this Notice; (2) specifically state that you request Court review of the full or partial rejection of your Claim; (3) state in full the bases for your contest of the full or partial rejection of your Claim; and (4) include any and all supporting documentation. If the dispute concerning your Claim cannot be resolved thereafter, your Claim will be presented to the Court for review. Should that occur, your Claim and your contest letter, together with the supporting documentation (with financial account numbers and certain other information redacted), may be filed with the Court and be available to the public. **PLEASE NOTE: COURT REVIEW SHOULD ONLY BE SOUGHT IF YOU DISAGREE WITH THE CLAIMS ADMINISTRATOR'S DETERMINATION REGARDING YOUR CLAIM.**

If you have any questions about this Notice or if you want to confirm the status of your Claim after you submit a response to this Notice, please contact us at the toll-free number or email address noted above.

Sincerely,
Claims Administrator

[redacted]

February 14, 2023

Claims Administrator
In re Teva Securities Litigation
c/o EPIQ Class Action & Claims Solutions, Inc.
P.O. Box 3565
Portland, OR 97208-3565

Re: Claim Number [redacted]

Dear Claims Administrator:

I disagree with your January 25, 2023 determination that I have no recognized claim pursuant to the Teva Securities Litigation's Plan of Allocation for its settlement fund. I have conducted my own analysis and have concluded that I have a $1,727.00 Recognized Loss.

I believe that you only focused on my Table A Recognized loss, which I agree would be $0. However, the Plan of Allocation clearly states in Paragraph 8(b) that the "Recognized Loss Amount will be *the lesser of*" the Table A Recognized Loss and "The difference between the purchase/acquisition price and the sale price." In my case, that calculates to -$1,727.00, which is less than $0. For your review I have attached a spreadsheet of my analysis.

I trust that you will agree with my analysis and approve my claim for a recognized loss of $1,727.00. However, if you elect not to do so, I hereby request Court review of your determination that I have no recognized claim.

As you requested, I have attached a copy of the January 25, 2023 Notice of Deficient Proof of Claim Submission that you sent to me.

I thank you for your assistance and consideration.

Yours truly,

[redacted]

Attachments (2)

In re Teva Securities Litigation
c/o Epiq Class Action & Claims Solutions, Inc.
PO Box 3565
Portland, OR 97208-3565

Website: www.TevaSecuritiesLitigation.com
Email: info@TevaSecuritiesLitigation.com
Phone: 1-855-675-3124
Phone Outside the US and Canada: 1-503-520-4435

400533930015062843
000 0000015 00000000 0001 0001 00015 INS: 0 0
[redacted]

Claim Number: [redacted]

Response Deadline: February 14, 2023

January 25, 2023

Notice of Deficient Proof of Claim Submission

Dear Claimant:

We have determined that the Proof of Claim and Release Form ("Claim") that you submitted in connection with the settlement obtained in *In re Teva Securities Litigation* (Case No. 3:17-cv-00558 (SRU) is deficient or ineligible for the reason(s) identified below. To resolve those deficiencies, you must submit, postmarked no later than the Response Deadline printed at the top of this Notice, a written response with any required documentation, as specified below, together with a copy of this notice. **If you fail to do so, your Claim will be rejected to the extent that those deficient conditions remain uncured. This Notice is the only notice that you will receive with respect to the Claim identified at the top of this Notice.**

PLEASE NOTE: The Court-approved Plan of Allocation of Net Settlement Fund (the "Plan of Allocation"), which governs the administration of all proofs of claim submitted in connection with the settlement, is set forth in Appendix A of the Long-Form Notice of Pendency and Proposed Settlement of Class Action (the "Long-Form Notice"). The Long-Form Notice may be viewed on or downloaded from www.TevaSecuritiesLitigation.com.

Ineligibility Condition: No Recognized Claim.

In accordance with the Court-approved Plan of Allocation, the "Recognized Claim" amount for your Claim, which, as defined in paragraph 15 of the Plan of Allocation, is the sum of the "Recognized Loss Amount," which is defined in paragraph 1 of the Plan of Allocation, calculated for each purchase or acquisition of eligible Teva Securities, must calculate to a loss for your Claim to be included in the list of eligible claims presented to the Court for approval. Your Recognized Claim may not calculate to a loss because the Recognized Loss Amount for each purchase or acquisition of eligible Teva Securities is a negative number or zero (see paragraph 3 of the Plan of Allocation). Because your Recognized Claim does not calculate to a loss, your Claim is not eligible to receive a distribution from the Net Settlement Fund. Unless you had additional transactions in eligible Teva Securities during the Class Period (i.e., February 6, 2014, through May 10, 2019, inclusive) that are not reflected in your Claim, this is NOT a curable deficiency.

How to Resolve: This condition of ineligibility may be resolved only by submitting additional transactions in eligible Teva Securities during the Class Period that were not previously reflected in your Claim and that will cause your Recognized Claim to calculate to a loss. For additional information, please reference the Plan of Allocation. You must also support any additional transactions with acceptable documentation. Acceptable documentation includes securities brokers' confirmation slips, month- and year-end account statements, or similar documentation. Self-generated documents are not acceptable.

PLEASE NOTE: Curing this condition of ineligibility is an absolute requirement for your Claim to be eligible to participate in the settlement. If other deficiencies have been identified and you cure them, your Claim still will not be eligible, even for "partial acceptance," unless this deficiency is cured.

PLEASE ALSO NOTE that, even if you cure the identified deficiency(ies), your Claim must have a "Recognized Claim" amount (which, as defined in the Plan of Allocation, is the sum of the "Recognized Loss Amount," as defined in the Plan of Allocation, calculated for each purchase or acquisition of eligible Teva securities) to be included in the list of eligible claims presented to the Court for approval.

If you disagree with the deficiency condition(s) identified in this Notice, you may contact us for assistance and/or request Court review of our administrative determination regarding your Claim. To request Court review of your Claim, you must send, postmarked no later than the Response Deadline, to the Claims Administrator at the address printed at the top of this Notice, a letter that must: (1) include a copy of this Notice; (2) specifically state that you request Court review of the full or partial rejection of your Claim; (3) state in full the bases for your contest of the full or partial rejection of your Claim; and (4) include any and all supporting documentation. If the dispute concerning your Claim cannot be resolved thereafter, your Claim will be presented to the Court for review. Should that occur, your Claim and your contest letter, together with the supporting documentation (with financial account numbers and certain other information redacted), may be filed with the Court and be available to the public. **PLEASE NOTE: COURT REVIEW SHOULD ONLY BE SOUGHT IF YOU DISAGREE WITH THE CLAIMS ADMINISTRATOR'S DETERMINATION REGARDING YOUR CLAIM.**

If you have any questions about this Notice or if you want to confirm the status of your Claim after you submit a response to this Notice, please contact us at the toll-free number or email address noted above.

Sincerely,
Claims Administrator

In re Teva Securities Litigation

Case No. 317-CV-00558 (SRU)

[redacted] Claim Number [redacted] Analysis

Prepared and Submitted by [redacted] on 2/14/2023

Date of Purchase	Number of ADS Purchased	Purchase Price per ADS	Total Purchase Price	Date of Sale	Number of ADS Sold	Sale Price per ADS	Total Sales Price	Profit or Loss	Table A Artificial Inflation per ADS on the Purchase Date	Table A Artificial Inflation per ADS on the Sale Date	Table A Recognized Loss per Share	Table A Recognized Loss as per Plan of Allocation Paragraph 8(b)(i)	Recognized Loss as per Plan of Allocation Paragraph 8(b)(ii)
2/24/2017	700	$35.28	$24,696.00	2/27/2017	700	$35.65	$24,955.00	$259.00	$9.42	$9.42	$0.00	$0.00	$0.00
2/28/2017	300	$35.15	$10,545.00	3/15/2017	300	$34.46	$10,338.00	-$207.00	$9.42	$9.42	$0.00	$0.00	-$207.00
2/28/2017	400	$35.15	$14,060.00	5/11/2017	400	$32.25	$12,900.00	-$1,160.00	$9.42	$9.42	$0.00	$0.00	-$1,160.00
3/6/2017	300	$33.45	$10,035.00	5/11/2017	300	$32.25	$9,675.00	-$360.00	$9.42	$9.42	$0.00	$0.00	-$360.00
												Total Recognized Loss as per Plan of Allocation Paragraphs 8, 15, and 16	-$1,727.00

[redacted]

From: info_TevaSecuritiesLitigatio
Sent: Wednesday, April 5, 2023 2:00 AM
To: [redacted]
Subject: RE: Claim Number [redacted]

Dear [redacted]

Thank you for your patience while we researched your inquiry.

This is to confirm that we have received your updates and submitted them for processing. If you would like to check on the status of your claim going forward, you may check in periodically after you receive this confirmation of receipt. All claims are in process. We thank you for your patience.

Sincerely,

[redacted]

Teva Securities Litigation

Claims Administrator

---------- Original Message ----------
From: [redacted]
Received: 2/14/2023 4:26 PM
To: info@TevaSecuritiesLitigation.com
Subject: Claim Number [redacted]

To whom it may concern:

Attached please find my objection submission to the January 25, 2023 Notice of Deficient Proof of Claim Submission that you sent me.

[redacted]

EXHIBIT G

Part 3 of 4

PROOF OF CLAIM AND RELEASE

GENERAL INSTRUCTIONS

1. To recover as a Settlement Class Member based on your claims in In re Teva Securities Litigation, Case No. 3:17-cv-00558 (SRU) (the "Litigation"), you must complete and, on page 10 hereof, sign this Proof of Claim and Release form ("Proof of Claim and Release"). If you fail to submit a proper (as set forth in paragraph 3 below) Proof of Claim and Release, your claim may be rejected, and you may be precluded from any recovery from the Net Settlement Fund created in connection with the proposed settlement of the Litigation.[1]

2. Submission of this Proof of Claim and Release, however, does not assure that you will share in the proceeds of the Settlement in the Litigation. To share in the proceeds, the Claims Administrator must determine, based on the information in your Proof of Claim and Release, that you have a Recognized Claim as a result of your purchases or acquisitions of Teva Securities (defined below) during the period from February 6, 2014, through May 10, 2019, inclusive. The Teva Securities are the following: (1) Teva Pharmaceutical Industries Ltd. ("Teva") American Depositary Shares ("ADS") (ISIN US8816242098; CUSIP 881624209); (2) Teva 7% mandatory convertible preferred shares ("Preferred Shares") (ISIN IL0062905489; CUSIP M8769Q 136); and the following Teva Pharmaceutical Finance Netherlands III B.V. ("Teva Finance") U.S.-dollar-denominated senior notes: (3) 1.400% Senior Notes due July 20, 2018 (ISIN US88167AAA97; CUSIP 88167A AA9); (4) 1.700% Senior Notes due July 19, 2019 (ISIN US88167AAB70; CUSIP 88167A AB7); (5) 2.200% Senior Notes due July 21, 2021 (ISIN US88167AAC53; CUSIP 88167A AC5); (6) 2.800% Senior Notes due July 21, 2023 (ISIN US88167AAD37; CUSIP 88167A AD3); (7) 3.150% Senior Notes due October 1, 2026 (ISIN US88167AAE10; CUSIP 88167A AE1); and (8) 4.1% Senior Notes due October 1, 2046 (ISIN US88167AAF84; CUSIP 88167A AF8) (collectively, the "Notes").

3. **THIS PROOF OF CLAIM AND RELEASE FORM, ACCOMPANIED BY COPIES OF THE DOCUMENTS REQUESTED HEREIN, MUST BE SUBMITTED ONLINE AT WWW.TEVASECURITIESLITIGATION.COM NO LATER THAN MAY 17, 2022, OR, IF MAILED, BE POSTMARKED NO LATER THAN MAY 17, 2022, ADDRESSED AS FOLLOWS:**

Epiq Class Action & Claims Solutions, Inc.
In re Teva Securities Litigation
P.O. Box 3565
Portland, OR 97208-3565

FOR DIRECT ACTION PLAINTIFFS (AS DEFINED IN APPENDIX B OF THE LONG-FORM NOTICE), THIS PROOF OF CLAIM AND RELEASE FORM, ACCOMPANIED BY COPIES OF THE DOCUMENTS REQUESTED HEREIN, MUST BE SUBMITTED ONLINE AT WWW.TEVASECURITIESLITIGATION.COM OR POSTMARKED NO LATER THAN MAY 2, 2022, WITH SIMULTANEOUS COPIES EMAILED TO CLASS COUNSEL AT TEVASETTLEMENT@BFALAW.COM AND COUNSEL FOR DEFENDANTS AT TEVASETTLEMENT@KASOWITZ.COM.

4. If you are a Settlement Class Member, you are bound by the terms of any judgment entered in the Litigation, including the releases provided therein, WHETHER OR NOT YOU SUBMIT A PROOF OF CLAIM AND RELEASE OR RECEIVE A PAYMENT, unless you timely and validly request exclusion from the Settlement Class pursuant to the Notice. If you request exclusion, DO NOT submit a Proof of Claim and Release because you are not eligible to do so. If you are NOT a member of the Settlement Class (as defined in the Notice) DO NOT submit a Proof of Claim and Release.

5. If you are a member of the Settlement Class and you did not timely request exclusion from the Settlement Class, ~~you will be bound by the terms of any judgment entered in the Litigation, including the releases provided therein,~~ WHETHER OR NOT YOU SUBMIT A PROOF OF CLAIM AND RELEASE OR RECEIVE A PAYMENT.

I. CLAIMANT IDENTIFICATION

1. If you purchased or acquired Teva Securities during the period from February 6, 2014, through May 10, 2019, inclusive, and held the Teva Securities in your name, you are the beneficial purchaser or acquirer as well as the record purchaser or acquirer. If, however, the Teva Securities were registered in the name of a third party, such as a nominee or brokerage firm, you are the beneficial purchaser and the third party is a record purchaser.

[1] Unless otherwise stated, all terms used in this Proof of Claim and Release shall have the same meanings as set forth in the Stipulation of Settlement filed with the Court.

2. Use the form below entitled "Claimant Identification" to identify each beneficial purchaser or acquirer of Teva Securities that forms the basis of this claim, as well as the record purchaser or acquirer if different. THIS CLAIM MUST BE FILED BY THE ACTUAL BENEFICIAL PURCHASER OR PURCHASERS, OR THE LEGAL REPRESENTATIVE OF SUCH PURCHASER OR PURCHASERS OF THE TEVA SECURITIES UPON WHICH THIS CLAIM IS BASED.

3. All joint purchasers must sign this Proof of Claim and Release. Executors, administrators, guardians, conservators, and trustees must complete and sign this Proof of Claim and Release on behalf of Persons represented by them; their authority must accompany this Proof of Claim and Release, and their titles or capacities must be stated. The Social Security (or taxpayer identification) number and telephone number of the beneficial owner may be used in verifying the claim. Failure to provide the foregoing information could delay verification of your claim or result in rejection of the claim.

CLAIMANT IDENTIFICATION

The Claims Administrator will use this information for all communications regarding this Proof of Claim and Release. If this information changes, you MUST notify the Claims Administrator in writing at the address above. Complete names of all persons and entities must be provided.

Beneficial Owner's First Name [redacted] **MI** **Beneficial Owner's Last Name** [redacted]

Co-Beneficial Owner's First Name **MI** **Co-Beneficial Owner's Last Name**

Entity Name (if claimant is not an individual)

Representative or Custodian Name (if different from Beneficial Owner(s) listed above)

Address1 (street name and number) [redacted]

State **ZIP Code**

Social Security Number (last four digits only) OR Taxpayer Identification Number

OR [redacted]

Country Code (+1 for U.S. telephone numbers) [redacted]

Email Address [redacted]

Account Number (3 accounts) [redacted]

Account Type (check appropriate box)

- [x] **Individual (includes joint owner accounts)**
- [ ] **Pension Plan**
- [ ] **Trust**
- [ ] **Corporation**
- [ ] **Estate**
- [ ] **IRA/401K**
- [ ] **Other** _____ **(please specify)**

II. IDENTIFICATION OF TRANSACTIONS

1. Use the form below entitled "Schedule of Transactions in Teva Securities" to supply all required details of your transaction(s). If you need more space or additional schedules, attach separate sheets giving all of the required information in substantively the same form. Sign and print or type your name on each additional sheet.

2. On the schedules, provide all of the requested information with respect to ***all*** of your purchases or acquisitions and ***all*** of your sales of Teva Securities that took place at any time during the Class Period (from February 6, 2014 through May 10, 2019, inclusive) and as directed below, whether such transactions resulted in a profit or a loss. You must also provide all of the requested information with respect to the Teva Securities you held at the opening of trading and the close of trading on the dates specified below. Failure to report all such transactions may result in the rejection of your claim.

3. List each transaction separately and in chronological order by trade date, beginning with the earliest. You must accurately provide the month, day, and year of each transaction you list.

4. For each transaction, you must provide, together with this Proof of Claim and Release, copies of stockbroker confirmation slips, stockbroker statements, or other documents adequately evidencing your transactions in Teva Securities. If any such documents are not in your possession, please obtain a copy or equivalent from your broker or a similar entity because these documents are necessary to prove and process your claim. ***FAILURE TO PROVIDE THIS DOCUMENTATION COULD DELAY VERIFICATION OF YOUR CLAIM OR RESULT IN REJECTION OF YOUR CLAIM. THE PARTIES DO NOT HAVE INFORMATION ABOUT YOUR TRANSACTIONS.***

5. For each short-sale transaction, the date of covering a "short sale" is deemed to be the date of purchase of a Teva Security, and the date of a "short sale" is deemed to be the date of sale of a Teva Security.

6. Purchases and acquisitions of Teva ADS will be considered issued in or traceable to the ADS Offering if and only if the shares were purchased or acquired both (i) during the period from December 3, 2015 through January 6, 2016 and (ii) at the ADS Offering price of $62.50 per ADS and/or directly from an underwriter for the ADS Offering.[2] Claimants must provide adequate documentation of these conditions. Purchases and/or acquisitions of Teva ADS that do not satisfy these conditions are not eligible for a Securities Act Recognized Loss Amount (as defined in the Plan of Allocation appended to the Long-Form Notice).

7. If your claim includes Teva Notes, you must include the last three digits of the Teva Note CUSIP number which you purchased in the space provided in the column labeled "Last 3 Digit of CUSIP." This three digit code is included in the CUSIP for each Note; for example, CUSIP 88167A AA9 is referred to as the Teva AA9 Note.

8. The above requests are designed to obtain the minimum amount of information necessary to process the simplest claims, and the Claims Administrator may request further information in certain circumstances.

9. NOTICE REGARDING ELECTRONIC FILES: Certain claimants with large numbers of transactions may request, or may be requested, to submit information regarding their transactions in electronic files. To obtain the mandatory electronic filing requirements and file layout, you may visit the settlement website at www.TevaSecuritiesLitigation.com. Any file not in accordance with the required electronic filing format will be subject to rejection.

[2] The underwriters for the ADS Offering include: Barclays Capital Inc.; Citigroup Global Markets Inc.; Merrill Lynch, Pierce, Fenner & Smith Inc.; Morgan Stanley & Co. LLC; BNP Paribas Securities Corp.; Credit Suisse Securities (USA) LLC; HSBC Securities (USA) Inc.; Mizuho Securities USA Inc.; RBC Capital Markets, LLC; and SMBC Nikko Securities America, Inc.

04-CA40053393
AF6704 v.08

SCHEDULE OF TRANSACTIONS IN TEVA ADS

A. State the number of shares of Teva ADS held at the opening of trading on February 6, 2014 (must be documented per Section II above):

0

B. List all purchases or acquisitions, including free receipts, of Teva ADS from February 6, 2014, through February 16, 2022, inclusive (must be documented), and use the checkbox provided to indicate any Teva ADS purchased in or traceable to the ADS Offering (as explained in Section II.6 above):

(SEE ATTACHED SPREADSHEETS)

Date of Purchase/ Acquisition (List Chronologically)	Number of ADS Purchased/ Acquired	Purchase/Acquisition Price per ADS	Total Purchase/Acquisition Price (excluding taxes, commissions, and fees)	Confirm Proof of Purchase/ Acquisition Enclosed	Teva Employee Stock Purchase Plan Purchase	Were the shares purchased in or traceable to the December 3, 2015 through January 6, 2016 ADS Offering?
				☐	☐	☐
				☐	☐	☐
				☐	☐	☐
				☐	☐	☐
				☐	☐	☐

C. List all sales, including free deliveries, of Teva ADS from February 6, 2014, through February 16, 2022, inclusive (must be documented):

Date of Sale (List Chronologically) (Month/Day/Year	Number of ADS Sold	Sale Price per ADS	Total Sale Price (excluding taxes, commissions, and fees)	Confirm Proof of Sale Enclosed
				☐
				☐
				☐
				☐
				☐

05-CA40053393
AF6705 v.08

D. Number of Teva ADS held at the close of trading on August 8, 2019 (must be documented):

					0

If you require additional space, attach extra schedules in the same format as above. Sign and print your name on each additional page.

YOU MUST READ AND SIGN THE RELEASE ON PAGE 10. FAILURE TO SIGN THE RELEASE MAY RESULT IN A DELAY IN PROCESSING OR THE REJECTION OF YOUR CLAIM.

SCHEDULE OF TRANSACTIONS IN TEVA PREFERRED SHARES

A. Purchases or acquisitions, including free receipts, of Teva Preferred Shares from December 3, 2015, through December 14, 2018, inclusive (must be documented):

Date of Purchase/ Acquisition (List Chronologically)	Number of Preferred Shares Purchased/ Acquired	Purchase/Acquisition Price per Preferred Share	Total Purchase/Acquisition Price (excluding taxes, commissions, and fees)	Confirm Proof of Purchase/ Acquisition Enclosed
		.	.	
		.	.	
		.	.	
		.	.	
		.	.	

B. Sales, including free deliveries, of Teva Preferred Shares from December 3, 2015, through December 14, 2018, inclusive (must be documented):

Date of Sale (List Chronologically) (Month/Day/Year	Number of Preferred Shares Sold	Sale Price per Preferred Share	Total Sale Price (excluding taxes, commissions, and fees)	Confirm Proof of Sale Enclosed	Preferred Shares Converted to ADS
		.	.		
		.	.		
		.	.		
		.	.		
		.	.		

06-CA40053393
AF6706 v.08

C. Number of Teva Preferred Shares held at the close of trading on December 14, 2018 (must be documented):

					0

If you require additional space, attach extra schedules in the same format as above. Sign and print your name on each additional page.

YOU MUST READ AND SIGN THE RELEASE ON PAGE 10. FAILURE TO SIGN THE RELEASE MAY RESULT IN A DELAY IN PROCESSING OR THE REJECTION OF YOUR CLAIM.

SCHEDULE OF TRANSACTIONS IN TEVA NOTES

Note	CUSIP	Defined Name
Teva 1.400% Senior Notes due July 20, 2018	88167AAA9	the "2018 Notes"
Teva 1.700% Senior Notes due July 19, 2019	88167AAB7	the "2019 Notes"
Teva 2.200% Senior Notes due July 21, 2021	88167AAC5	the "2021 Notes"
Teva 2.800% Senior Notes due July 21, 2023	88167AAD3	the "2023 Notes"
Teva 3.150% Senior Notes due October 1, 2026	88167AAE1	the "2026 Notes"
Teva 4.100% Senior Notes due October 1, 2046	88167AAF8	the "2046 Notes"

6

A. Purchases or acquisitions, including free receipts, of Teva Notes from February 6, 2014, through February 16, 2022, inclusive (must be documented):

Date of Purchase/ Acquisition (List Chronologically)	Face Value of Notes Purchased/Acquired	Purchase/Acquisition Price per Note	Total Purchase/Acquisition Price (excluding taxes, commissions, and fees)	Confirm Proof of Purchase/ Acquisition Enclosed	Last 3 Digit of CUSIP

B. Sales, including free deliveries, of Teva Notes from February 6, 2014, through February 16, 2022 (must be documented):

Date of Sale (List Chronologically) (Month/Day/Year)	Face Value of Notes Sold	Sale Price per Note	Total Sale Price (excluding taxes, commissions, and fees)	Confirm Proof of Sale Enclosed	Last 3 Digit of CUSIP

C. Face value of Teva Notes held at the close of trading on February 16, 2022 (must be documented):[3]

	Face Value of Notes Held
AD3	
AE1	
AF8	

D. Face value of Teva 2.800% Senior Notes due July 21, 2023 (ISIN US88167AAD37; CUSIP 88167A AD3) validly tendered to Teva in October or November 2021:

Tender Date	Face Value of 2023 Notes Tendered

If you require additional space, attach extra schedules in the same format as above. Sign and print your name on each additional page.

YOU MUST READ AND SIGN THE RELEASE ON PAGE 10. FAILURE TO SIGN THE RELEASE MAY RESULT IN A DELAY IN PROCESSING OR THE REJECTION OF YOUR CLAIM.

[3] Please report maturities and/or redemptions as deliveries above in Part (B) of "Schedule of Transactions in Teva Notes."

III. SUBMISSION TO JURISDICTION OF COURT AND ACKNOWLEDGMENTS

I (We) submit this Proof of Claim and Release under the terms of the Stipulation of Settlement, dated January 18, 2022 ("Stipulation") described in the Notice. I (We) also submit to the jurisdiction of the United States District Court for the District of Connecticut, with respect to my (our claim) as a Settlement Class Member (as defined in the Stipulation) and for purposes of enforcing the release set forth herein. I (We) further acknowledge that I am (we are) not excluded from the Settlement Class and am (are) bound by and subject to the terms of any judgment that may be entered in the Litigation. I (We) agree to furnish additional information to support this claim if required to do so. I (We) have not submitted any other claim covering the same purchases or sales of Teva Securities during the Class Period and know of no other Person having done so on my (our) behalf.

IV. RELEASE

1. I (We) hereby acknowledge, on behalf of myself (ourselves) and each of my (our) past and present trustees, fiduciaries, guardians, representatives, estate trustees, heirs, executors, administrators, predecessors, successors and assigns, and any other person claiming by, through or on behalf of myself (ourselves), in their capacities as such, shall be deemed by operation of law to (a) have released, waived, discharged and dismissed each and every of the Released Claims against the Released Parties; and (b) forever be enjoined from commencing, instituting or prosecuting any or all of the Released Claims against any of the Released Defendants.

2. "Released Claims" means any and all claims, rights, actions, issues, controversies, causes of action, duties, obligations, demands, actions, debts, sums of money, suits, contracts, agreements, promises, damages, and liabilities of every kind, nature and description (including Unknown Claims as defined in ¶1.41 of the Stipulation) whether arising under federal, state or foreign law, or statutory, common or administrative law, or any other law, rule or regulation, whether asserted as claims, cross-claims, counterclaims or third party claims, whether fixed or contingent, choate or inchoate, accrued or not accrued, matured or unmatured, liquidated or un-liquidated, perfected or unperfected, whether class or individual in nature, that previously existed, currently exist, exist as of the date of the Court approval of the Settlement or that may arise in the future, that Class Representatives or any other member of the Settlement Class asserted in the Second Amended Consolidated Class Action Complaint (ECF 310) or could have asserted in the Litigation or in any other action or in any forum (including, without limitation, any federal or state court, or in any other court, arbitration proceeding, administrative agency or other forum, in the U.S. or elsewhere) that in any way arise out of, are based upon, relate to or concern the claims, allegations, transactions, facts, circumstances, events, acts, disclosures, statements, representations, omissions or failures to act alleged, set forth, referred to, involved in, or which could have been raised in the Litigation or the Complaint, and that in any way arise out of, are based upon, relate to or concern the purchase or acquisition of Teva Securities during the Class Period, including, without limitation, claims that arise out of or relate to any disclosures (including in financial statements), U.S. Securities and Exchange Commission filings, press releases, investor calls, registration statements, offering memoranda, web postings, presentations or any other statements by Defendants during the Class Period. Released Claims do not include any claims asserted by Direct Action Plaintiffs who have not both (i) dismissed their claims and (ii) sought to be included in the Settlement Class by timely submitting a completed Proof of Claim and Release. Released Claims also do not include claims to enforce the settlement and the Stipulation, any and all claims against Defendants currently pending in the courts of Israel based on purchases of common stock trading on the Tel Aviv Stock Exchange, or any claims brought derivatively. For the avoidance of doubt, such non-released claims include those asserted in *Gat et al. v. Teva Pharmaceutical Industries Ltd., et al.*, No. 17017-11-16 (Tel Aviv – Jaffa District), *Lightcom (Israel) Ltd. et al. v. Teva Pharmaceutical Industries Ltd., et al.*, No. 5407-09-17 (Tel Aviv – Jaffa District), and the derivative actions consolidated in Israel as *Schneider v. Teva Pharmaceutical Industries Ltd., et al.*, No. 1944-03-20.

3. "Released Defendants" means each and all of the Defendants and the applicable Related Parties.

4. "Related Parties" means, as applicable, each and all of the following: (a) each and every Defendant, including all defendants previously named in this action; (b) each and every member of the Settlement Class, Class Representatives, and Class Representatives' counsel; (c) the respective present and former parents, affiliates, subsidiaries, divisions, directors, officers, employees, general partners and limited partners, and successors in interest, including without limitation any Person in which a Person in subpart (a) and (b) has or had a controlling interest, in their respective capacities as such; and (d) the present and former members of the immediate family, heirs, principals, trustees, trusts, executors, administrators, predecessors, successors, assigns, members, agents, subsidiaries, employees, officers, managers, directors, general partners, limited partners, attorneys, representatives, estates, divisions, estate managers, indemnifiers, insurers and reinsurers of each of the Persons listed in subparts (a), (b), and (c) of this definition, in their respective capacities as such.

5. "Unknown Claims" means (i) any Released Claims which Class Representatives or Settlement Class Members do not know or suspect to exist in his, her or its favor at the time of the release of the Released Defendants which, if known by him, her or it, might have affected his, her or its settlement with and release of the Released Defendants, or might have affected his, her or its decision with respect to the settlement, including, but not limited to, whether or not to object to this settlement or seek exclusion from the Settlement Class, and (ii) any Releasing Defendants' Claims that Released Defendants do not know or suspect to exist in his, her or its favor at the time of the release, which, if known by him, her or it, might have affected his, her or its settlement with and release of Class Representatives and Settlement Class Members. With respect to any and all Released Claims and Releasing Defendants' Claims, the Released Parties stipulate and agree that, upon the Effective Date, Class Representatives and the Released Defendants shall expressly waive, and each of the Settlement Class Members shall be deemed to have, and by operation of the Judgment shall have, expressly waived, the provisions, rights, and benefits of California Civil Code §1542 and any law of any state or territory of the United States, or principle of common law, which is similar, comparable, or equivalent to California Civil Code §1542, which provides:

A general release does not extend to claims that the creditor or releasing party does not know or suspect to exist in his or her favor at the time of executing the release, which if known by him or her would have materially affected his or her settlement with the debtor or released party.

Class Representatives, Settlement Class Members, and Released Defendants may hereafter discover facts in addition to or different from those which he, she or it now knows or believes to be true with respect to the subject matter of the Released Claims, but Class Representatives and Released Defendants shall expressly settle and release, and each Settlement Class Member, upon the Effective Date, shall be deemed to have, and by operation of the Judgment shall have, fully, finally, and forever settled and released any and all Released Claims, known or unknown, suspected or unsuspected, contingent or non-contingent, disclosed or undisclosed, matured or unmatured, whether or not concealed or hidden, which now exist, or heretofore have existed, upon any theory of law or equity now existing or coming into existence in the future, including, but not limited to, conduct which is negligent, intentional, with or without malice, or a breach of any duty, law or rule, without regard to the subsequent discovery or existence of such different or additional facts. Class Representatives and Released Defendants acknowledge, and the Settlement Class Members shall be deemed by operation of the Judgment to have acknowledged, that the foregoing waiver was separately bargained for and a key element of the settlement of which this release is a part.

6. This release shall be of no force or effect unless and until the Court approves the settlement set forth in the Stipulation and it becomes effective on the Effective Date.

7. I (We) hereby warrant and represent that I (we) have not assigned or transferred or purported to assign or transfer, voluntarily or involuntarily, any matter released pursuant to this release or any other part or portion thereof.

8. I (We) hereby warrant and represent that I (we) have included information about all of my (our) transactions in Teva Securities that occurred during the Class Period as well as the number of Teva Securities held by me (us) at the opening of trading on February 6, 2014 and the close of trading on the dates requested above.

9. I (We) certify that I am (we are) not subject to backup withholding under the provisions of Section 3406(a)(1)(C) of the Internal Revenue Code.

Note: If you have been notified by the Internal Revenue Service that you are subject to backup withholding, please strike out the language that you are not subject to backup withholding in the certification above.

I declare under penalty of perjury under the laws of the United States of America that the foregoing information supplied by the undersigned is true and correct.

Executed this 18TH day of MARCH / 2022
(Month/Year)

in [redacted]
(City) (State/Country)

[redacted]
Signature of Claimant

Signature of Joint Claimant, if any

[redacted]
Print Name of Claimant

Print Name of Joint Claimant, if any

BENEFICIAL PURCHASER
Capacity of person(s) signing (e.g., Beneficial Purchaser, Executor, or Administrator)

ACCURATE CLAIMS PROCESSING TAKES A SIGNIFICANT AMOUNT OF TIME. THANK YOU FOR YOUR PATIENCE.

Reminder Checklist:

1. Please sign the above release and declaration.
2. If this Claim is being made on behalf of Joint Claimants, then both must sign.
3. Remember to attach copies of supporting documentation, if available.
4. Do not send originals of certificates.
5. Keep a copy of your Proof of Claim and Release and all supporting documentation for your records.
6. If you desire an acknowledgment of receipt of your Proof of Claim and Release please send it Certified Mail, Return Receipt Requested.
7. If you move, please send your new address to the address below.
8. Do not use red pen or highlighter on the Proof of Claim and Release or supporting documentation.

THIS PROOF OF CLAIM AND RELEASE MUST BE SUBMITTED ONLINE AT WWW. TEVASECURITIESLITIGATION.COM NO LATER THAN MAY 17, 2022, OR, IF MAILED, BE POSTMARKED OR RECEIVED NO LATER THAN MAY 17, 2022 ADDRESSED AS FOLLOWS:

Epiq Class Action & Claims Solutions, Inc.
In re Teva Securities Litigation
P.O. Box 3565 Portland, OR 97208-3565

Attachments

Patch Code 3

[redacted] MARGIN ACCOUNT US$ - [redacted]

TRADES - DURING CLASS PERIOD	SHARES BOUGHT	SHARES SOLD	SHARE PRICE	TOTAL
AUG 03 2017	[redacted]		23.8500	-$17,839.80
	100		23.8500	-$2,385.00
	[redacted]		23.8500	-$25,805.70
	100		23.8500	-$2,385.00
	200		23.8500	-$4,770.00
AUG 03 2017	4096		23.7500	-$97,280.00
	125		23.7500	-$2,968.75
	[redacted]		23.7500	-$6,626.25
AUG 03 2017	396		23.8500	-$9,444.60
	403		23.8500	-$9,611.55
AUG 03 2017	500		24.7900	-$12,395.00
	500		24.7900	-$12,395.00
AUG 03 2017	1000		24.3799	-$24,379.90
AUG 03 2017	497		23.8500	-$11,853.45
	80		23.8500	-$1,908.00
	100		23.8500	-$2,385.00
	100		23.8500	-$2,385.00
	194		23.8500	-$4,626.90
AUG 03 2017	500		25.1400	-$12,570.00
	190		25.1400	-$4,776.60
	10		25.1400	-$251.40
	100		25.1400	-$2,514.00
	200		25.1400	-$5,028.00
AUG 03 2017	600		25.3500	-$15,210.00
	300		25.3500	-$7,605.00
	100		25.3500	-$2,535.00
AUG 08 2017	200		18.5999	-$3,719.98

	300		18.5999	-$5,579.97
	100		18.5999	-$1,859.99
	100		18.5999	-$1,859.99
AUG 08 2017	600		18.5999	-$11,159.94
	400		18.5999	-$7,439.96
	100		18.5999	-$1,859.99
	100		18.5999	-$1,859.99
	100		18.5999	-$1,859.99
AUG 08 2017		2000	18.8500	$37,700.00
AUG 14 2017	1000		17.3300	-$17,330.00
AUG 14 2017		1000	17.3754	$17,375.40
AUG 16 2017		300	17.4300	$5,229.00
		200	17.4300	$3,486.00
		700	17.4300	$12,201.00
		600	17.4300	$10,458.00
		200	17.4300	$3,486.00
AUR 17 2017	500		17.6566	-$8,828.30
AUG 17 2017	294		17.5000	-$5,145.00
AUG 17 2017	300		17.4900	-$5,247.00
	6		17.4900	-$104.94
AUG 17 2017		100	17.6200	$1,762.00
		600	17.6200	$10,572.00
		400	17.6200	$7,048.00
AUG 24 2017	250		16.1200	-$4,030.00
AUG 24 2017		250	16.3000	$4,075.00
AUG 25 2017		100	16.5500	$1,655.00
AUG 28 2017	250		15.8400	-$3,960.00
AUG 31 2017		500	16.1700	$8,085.00
SEP 01 2017		100	15.9650	$1,596.50
SEP 05 2017	500		15.4249	-$7,712.45

SEP 08 2017		500	15.4100	$7,705.00
SEP 12 2017		41	19.2000	$787.20
SEP 12 2017		400	19.2500	$7,700.00
SEP 15 2017	391		17.9100	-$7,002.81
SEP 15 2017	4		18.0400	-$72.16
	187		18.0400	-$3,373.48
SEP 15 2017		391	18.1650	$7,102.52
SEP 18 2017	700		17.6700	-$12,369.00
SEP 18 2017	500		17.0800	-$8,540.00
SEP 20 2017		489	17.5200	$8,567.28
SEP 27 2017		211	17.6649	$3,727.29
SEP 28 2017	1200		17.1285	-$20,554.20
SEP 29 2017		1200	17.3400	$20,808.00
OCT 02 2017		450	18.4850	$8,318.25
OCT 03 2017		150	18.7500	$2,812.50
OCT 04 2017	10500		16.3400	-$171,570.00
OCT 04 2017		9700	16.2847	$157,961.59
OCT 06 2017		800	15.8351	$12,668.08
OCT 06 2017	800		15.7649	-$12,611.92
OCT 13 2017		200	14.8651	$2,973.02
OCT 13 2017	200		14.7000	-$2,940.00
OCT 23 2017	1000		14.7700	-$14,770.00
NOV 02 2017		850	12.2300	$10,395.50
		750	12.2300	$9,172.50
		400	12.2300	$4,892.00
NOV 02 2017		1000	12.1000	$12,100.00
		1000	12.1000	$12,100.00
NOV 02 2017		2100	12.4000	$26,040.00
		400	12.4000	$4,960.00
NOV 02 2017		900	12.3500	$11,115.00

		100	12.3500	$1,235.00
NOV 02 2017		4000	12.1500	$48,600.00
	33082	33082		-$138,826.33 LOSS

[redacted] TAX FREE ACCOUNT US$ - [redacted]

TRADES - DURING CLASS PERIOD	SHARES BOUGHT	SHARES SOLD	SHARE PRICE	TOTAL
AUG 09 2017	31		17.8850	-$554.44
NOV 02 2017		31	12.0000	$372.00
	31	31		-$182.44 LOSS

[redacted] MARGIN ACCOUNT US$ - [redacted]

TRADES - DURING CLASS PERIOD	SHARES BOUGHT	SHARES SOLD	SHARE PRICE	TOTAL
NOV 15 2017	200		37.3900	-$7,478.00
NOV 15 2017	200		37.7500	-$7,550.00
DEC 06 2017		400	35.4300	$14,172.00
	400	400		-$856.00 LOSS

TD Direct Investing
3500 STEELES AVE E
TOWER 2, 2ND FLOOR
MARKHAM ON L3R 0X1

TD Direct Investing

[redacted]

Transaction Confirmation

Account number and type
[redacted] - Margin Account - US

Questions?
Contact an Investment Representative
Toll Free 1 (800) 668-1972

Transaction on November 15, 2016

- **For settlement on:** November 18, 2016
- **Processed on:** November 15, 2016

Transaction	Security Description	Quantity	Price ($)	Amount ($)
You bought	TEVA PHARMACEUTICAL ADR	200	37.39	

Gross transaction amount	USD 7,478.00
Plus Commission	4.99
Equals **Net transaction amount**	**USD $7,482.99**

As agent, TD Direct Investing confirms the above purchase on a US listed marketplace for settlement in your account.

Ticker symbol: TEVA
Security number: 660900
CUSIP ID: 881624209
Trade number: 048397
Trade processed by: C5AT

Important information

Please review the information in this Transaction Confirmation carefully and let us know within 10 calendar days if there are any discrepancies.

Clients' accounts are protected by the Canadian Investor Protection Fund within specified limits. A brochure describing the nature and limits of coverage is available upon request.

Abbreviations used in the security descriptions
RS = Restricted shares
NVS = Non-voting shares
RVS = Restricted voting shares
SVS = Subordinate voting shares
MVS = Multiple voting shares
/D = DSC (Deferred Sales Charge)
/NL = No Load

Disclosure of sources of revenue
TD Direct Investing and/or parties related to us may earn revenue in addition to commission from the following sources: currency conversion charges on certain trades and mutual fund transactions, fees paid by issuers and others in connection with corporate actions and new issues, the sale of fixed income products, trailer fees paid by mutual fund companies, and remuneration paid by U.S. market makers and exchanges in connection with U.S. trades. For more information, see the TD Waterhouse Canada Inc. Account and Service Agreements and Disclosure Documents booklet. It is also available online at tddirectinvesting.ca.

The name of the salesperson, dealer and/or market in this transaction will be provided upon request.

TD Direct Investing is a division of TD Waterhouse Canada Inc., a subsidiary of The Toronto-Dominion Bank.

Thank you for choosing TD Direct Investing.

Account # [redacted]

USD - MARGIN

TD Direct Investing
3500 STEELES AVE E
TOWER 2, 2ND FLOOR
MARKHAM ON L3R 0X1

TD Direct Investing

[redacted]

Transaction Confirmation

Account number and type
[redacted] - Margin Account - US

Questions?
Contact an Investment Representative
Toll Free 1 (800) 668-1972

Transaction on November 15, 2016

- **For settlement on:** November 18, 2016
- **Processed on:** November 15, 2016

Transaction	Security Description	Quantity	Price ($)	Amount ($)
You bought	TEVA PHARMACEUTICAL ADR	200	37.75	

Ticker symbol: TEVA
Security number: 660900
CUSIP ID: 881624209
Trade number: 048395
Trade processed by: C5AT

	Gross transaction amount	USD 7,550.00
Plus	Commission	4.99
Equals	**Net transaction amount**	**USD $7,554.99**

As agent, TD Direct Investing confirms the above purchase on a US listed marketplace for settlement in your account.

Important information

Please review the information in this Transaction Confirmation carefully and let us know within 10 calendar days if there are any discrepancies..

Clients' accounts are protected by the Canadian Investor Protection Fund within specified limits. A brochure describing the nature and limits of coverage is available upon request.

Abbreviations used in the security descriptions
RS = Restricted shares
NVS = Non-voting shares
RVS = Restricted voting shares
SVS = Subordinate voting shares
MVS = Multiple voting shares
/D = DSC (Deferred Sales Charge)
/NL = No Load

Disclosure of sources of revenue
TD Direct Investing and/or parties related to us may earn revenue in addition to commission from the following sources: currency conversion charges on certain trades and mutual fund transactions, fees paid by issuers and others in connection with corporate actions and new issues, the sale of fixed income products, trailer fees paid by mutual fund companies, and remuneration paid by U.S. market makers and exchanges in connection with U.S. trades. For more information, see the TD Waterhouse Canada Inc. Account and Service Agreements and Disclosure Documents booklet. It is also available online at tddirectinvesting.ca.

The name of the salesperson, dealer and/or market in this transaction will be provided upon request.

TD Direct Investing is a division of TD Waterhouse Canada Inc., a subsidiary of The Toronto-Dominion Bank.

Thank you for choosing TD Direct Investing.

TD Direct Investing
3500 STEELES AVE E
TOWER 2, 2ND FLOOR
MARKHAM ON L3R 0X1

TD Direct Investing

[redacted]

Transaction Confirmation

Account number and type
[redacted] - Margin Account - US

Questions?
Contact an Investment Representative
Toll Free 1 (800) 668-1972

Transaction on December 06, 2016

- **For settlement on:** December 09, 2016
- **Processed on:** December 06, 2016

Transaction	Security Description	Quantity	Price ($)	Amount ($)
You sold	TEVA PHARMACEUTICAL ADR	400	35.43	

Ticker symbol: TEVA
Security number: 660900
CUSIP ID: 881624209
Trade number: 046057
Trade processed by: C5AT

	Gross transaction amount	USD 14,172.00
Less	Commission	-4.99
Less	US tax	-0.31
Equals	**Net transaction amount**	**USD $14,166.70**

As agent, TD Direct Investing confirms the above sale on a US listed marketplace for settlement in your account.

Important information

Please review the information in this Transaction Confirmation carefully and let us know within 10 calendar days if there are any discrepancies.

Clients' accounts are protected by the Canadian Investor Protection Fund within specified limits. A brochure describing the nature and limits of coverage is available upon request.

Abbreviations used in the security descriptions
RS = Restricted shares
NVS = Non-voting shares
RVS = Restricted voting shares
SVS = Subordinate voting shares
MVS = Multiple voting shares
/D = DSC (Deferred Sales Charge)
/NL = No Load

Disclosure of sources of revenue
TD Direct Investing and/or parties related to us may earn revenue in addition to commission from the following sources: currency conversion charges on certain trades and mutual fund transactions, fees paid by issuers and others in connection with corporate actions and new issues, the sale of fixed income products, trailer fees paid by mutual fund companies, and remuneration paid by U.S. market makers and exchanges in connection with U.S. trades. For more information, see the TD Waterhouse Canada Inc. Account and Service Agreements and Disclosure Documents booklet. It is also available online at tddirectinvesting.ca.

The name of the salesperson, dealer and/or market in this transaction will be provided upon request.

TD Direct Investing is a division of TD Waterhouse Canada Inc., a subsidiary of The Toronto-Dominion Bank.

Thank you for choosing TD Direct Investing.

TD Direct Investing
3500 STEELES AVE E
TOWER 2, 2ND FLOOR
MARKHAM ON L3R 0X1

TD Direct Investing

[redacted]

Transaction Confirmation

Account number and type
[redacted] Margin Account - US

Questions?
Contact an Investment Representative
Toll Free 1 (877) 348-6722

Transaction on August 03, 2017

- **For settlement on:** August 08, 2017
- **Processed on:** August 03, 2017

Transaction	Security Description	Quantity	Price ($)	Amount ($)
You bought	TEVA PHARMACEUTICAL ADR	748	23.85	
		100	23.85	
		1,082	23.85	
Ticker symbol: TEVA		100	23.85	
Security number: 660900		200	23.85	
CUSIP ID: 881624209		2,230		
Trade number: 541075				
Trade processed by: RMPV		Gross transaction amount		USD 53,185.50
		Net transaction amount		**USD $53,185.50**

As agent, TD Direct Investing confirms the above purchase on a U.S. OTC marketplace for settlement in your account.

Important information

Please review the information in this Transaction Confirmation carefully and let us know within 10 calendar days if there are any discrepancies.

Clients' accounts are protected by the Canadian Investor Protection Fund within specified limits. A brochure describing the nature and limits of coverage is available upon request.

Abbreviations used in the security descriptions
RS = Restricted shares
NVS = Non-voting shares
RVS = Restricted voting shares
SVS = Subordinate voting shares
MVS = Multiple voting shares
/D = DSC (Deferred Sales Charge)
/NL = No Load

Disclosure of sources of revenue
TD Direct Investing and/or parties related to us may earn revenue in addition to commission from the following sources: currency conversion charges on certain trades and mutual fund transactions, fees paid by issuers and others in connection with corporate actions and new issues, the sale of fixed income products, trailer fees paid by mutual fund companies, and remuneration paid by U.S. market makers and exchanges in connection with U.S. trades. For more information, see the TD Waterhouse Canada Inc. Account and Service Agreements and Disclosure Documents booklet. It is also available online at tddirectinvesting.ca.

The name of the salesperson, dealer and/or market in this transaction will be provided upon request.

TD Direct Investing is a division of TD Waterhouse Canada Inc., a subsidiary of The Toronto-Dominion Bank.

Thank you for choosing TD Direct Investing.

ACCOUNT # [redacted]

USD - MARGIN

TD Direct Investing
3500 STEELES AVE E
TOWER 2, 2ND FLOOR
MARKHAM ON L3R 0X1

TD Direct Investing

[redacted]

Transaction Confirmation

Account number and type
[redacted] - Margin Account - US

Questions?
Contact an Investment Representative
Toll Free 1 (877) 348-6722

Transaction on August 03, 2017

- **For settlement on:** August 08, 2017
- **Processed on:** August 03, 2017

Transaction	Security Description	Quantity	Price ($)	Amount ($)
You bought	TEVA PHARMACEUTICAL ADR	4,096	23.75	
		125	23.75	
		279	23.75	
		4,500		

Ticker symbol: TEVA
Security number: 660900
CUSIP ID: 881624209
Trade number: 540666
Trade processed by: RMPV

	Gross transaction amount	USD 106,875.00
Plus	Commission	4.99
Equals	**Net transaction amount**	**USD $106,879.99**

As agent, TD Direct Investing confirms the above purchase on a U.S. OTC marketplace for settlement in your account.

Important information

Please review the information in this Transaction Confirmation carefully and let us know within 10 calendar days if there are any discrepancies.

Clients' accounts are protected by the Canadian Investor Protection Fund within specified limits. A brochure describing the nature and limits of coverage is available upon request.

Abbreviations used in the security descriptions
RS = Restricted shares
NVS = Non-voting shares
RVS = Restricted voting shares
SVS = Subordinate voting shares
MVS = Multiple voting shares
/D = DSC (Deferred Sales Charge)
/NL = No Load

Disclosure of sources of revenue
TD Direct Investing and/or parties related to us may earn revenue in addition to commission from the following sources: currency conversion charges on certain trades and mutual fund transactions, fees paid by issuers and others in connection with corporate actions and new issues, the sale of fixed income products, trailer fees paid by mutual fund companies, and remuneration paid by U.S. market makers and exchanges in connection with U.S. trades. For more information, see the TD Waterhouse Canada Inc. Account and Service Agreements and Disclosure Documents booklet. It is also available online at tddirectinvesting.ca.

The name of the salesperson, dealer and/or market in this transaction will be provided upon request.

TD Direct Investing is a division of TD Waterhouse Canada Inc., a subsidiary of The Toronto-Dominion Bank.

Thank you for choosing TD Direct Investing.

TD Direct Investing
3500 STEELES AVE E
TOWER 2, 2ND FLOOR
MARKHAM ON L3R 0X1

TD Direct Investing

[redacted]

Transaction Confirmation

Account number and type
[redacted] - Margin Account - US

Questions?
Contact an Investment Representative
Toll Free 1 (877) 348-6722

Transaction on August 03, 2017

- **For settlement on:** August 08, 2017
- **Processed on:** August 03, 2017

Transaction	Security Description	Quantity	Price ($)	Amount ($)
You bought	TEVA PHARMACEUTICAL ADR	396	23.85	
		403	23.85	
		799		

Ticker symbol: TEVA
Security number: 660900
CUSIP ID: 881624209
Trade number: 541076
Trade processed by: RMPV

Gross transaction amount	USD 19,056.15
Net transaction amount	**USD $19,056.15**

As agent, TD Direct Investing confirms the above purchase on a U.S. OTC marketplace for settlement in your account.

Important information

Please review the information in this Transaction Confirmation carefully and let us know within 10 calendar days if there are any discrepancies.

Clients' accounts are protected by the Canadian Investor Protection Fund within specified limits. A brochure describing the nature and limits of coverage is available upon request.

Abbreviations used in the security descriptions
RS = Restricted shares
NVS = Non-voting shares
RVS = Restricted voting shares
SVS = Subordinate voting shares
MVS = Multiple voting shares
/D = DSC (Deferred Sales Charge)
/NL = No Load

Disclosure of sources of revenue
TD Direct Investing and/or parties related to us may earn revenue in addition to commission from the following sources: currency conversion charges on certain trades and mutual fund transactions, fees paid by issuers and others in connection with corporate actions and new issues, the sale of fixed income products, trailer fees paid by mutual fund companies, and remuneration paid by U.S. market makers and exchanges in connection with U.S. trades. For more information, see the TD Waterhouse Canada Inc. Account and Service Agreements and Disclosure Documents booklet. It is also available online at tddirectinvesting.ca.

The name of the salesperson, dealer and/or market in this transaction will be provided upon request.

TD Direct Investing is a division of TD Waterhouse Canada Inc., a subsidiary of The Toronto-Dominion Bank.

Thank you for choosing TD Direct Investing.

TD Direct Investing
3500 STEELES AVE E
TOWER 2, 2ND FLOOR
MARKHAM ON L3R 0X1

TD Direct Investing

[redacted]

Transaction Confirmation

Account number and type
[redacted] - Margin Account - US

Questions?
Contact an Investment Representative
Toll Free 1 (877) 348-6722

Transaction on August 03, 2017

- **For settlement on:** August 08, 2017
- **Processed on:** August 03, 2017

Transaction	Security Description	Quantity	Price ($)	Amount ($)
You bought	TEVA PHARMACEUTICAL ADR	500	24.79	
		500	24.79	
		1,000		

Ticker symbol: TEVA
Security number: 660900
CUSIP ID: 881624209
Trade number: 540280
Trade processed by: RMPV

	Gross transaction amount	USD 24,790.00
Plus	Commission	4.99
Equals	**Net transaction amount**	**USD $24,794.99**

As agent, TD Direct Investing confirms the above purchase on a U.S. OTC marketplace for settlement in your account.

Important information

Please review the information in this Transaction Confirmation carefully and let us know within 10 calendar days if there are any discrepancies.

Clients' accounts are protected by the Canadian Investor Protection Fund within specified limits. A brochure describing the nature and limits of coverage is available upon request.

Abbreviations used in the security descriptions
RS = Restricted shares
NVS = Non-voting shares
RVS = Restricted voting shares
SVS = Subordinate voting shares
MVS = Multiple voting shares
/D = DSC (Deferred Sales Charge)
/NL = No Load

Disclosure of sources of revenue
TD Direct Investing and/or parties related to us may earn revenue in addition to commission from the following sources: currency conversion charges on certain trades and mutual fund transactions, fees paid by issuers and others in connection with corporate actions and new issues, the sale of fixed income products, trailer fees paid by mutual fund companies, and remuneration paid by U.S. market makers and exchanges in connection with U.S. trades. For more information, see the TD Waterhouse Canada Inc. Account and Service Agreements and Disclosure Documents booklet. It is also available online at tddirectinvesting.ca.

The name of the salesperson, dealer and/or market in this transaction will be provided upon request.

TD Direct Investing is a division of TD Waterhouse Canada Inc., a subsidiary of The Toronto-Dominion Bank.

Thank you for choosing TD Direct Investing.

TD Direct Investing
3500 STEELES AVE E
TOWER 2, 2ND FLOOR
MARKHAM ON L3R 0X1

TD Direct Investing

[redacted]

Transaction Confirmation

Account number and type
[redacted] - Margin Account - US

Questions?
Contact an Investment Representative
Toll Free 1 (877) 348-6722

Transaction on August 03, 2017

- **For settlement on:** August 08, 2017
- **Processed on:** August 03, 2017

Transaction	Security Description	Quantity	Price ($)	Amount ($)
You bought	TEVA PHARMACEUTICAL ADR	1,000	24.3799	

	Gross transaction amount	USD 24,379.90
Plus	Commission	4.99
Equals	**Net transaction amount**	**USD $24,384.89**

As agent, TD Direct Investing confirms the above purchase on a U.S. OTC marketplace for settlement in your account.

Ticker symbol: TEVA
Security number: 660900
CUSIP ID: 881624209
Trade number: 540496
Trade processed by: RMPV

Important information

Please review the information in this Transaction Confirmation carefully and let us know within 10 calendar days if there are any discrepancies.

Clients' accounts are protected by the Canadian Investor Protection Fund within specified limits. A brochure describing the nature and limits of coverage is available upon request.

Abbreviations used in the security descriptions
RS = Restricted shares
NVS = Non-voting shares
RVS = Restricted voting shares
SVS = Subordinate voting shares
MVS = Multiple voting shares
/D = DSC (Deferred Sales Charge)
/NL = No Load

Disclosure of sources of revenue
TD Direct Investing and/or parties related to us may earn revenue in addition to commission from the following sources: currency conversion charges on certain trades and mutual fund transactions, fees paid by issuers and others in connection with corporate actions and new issues, the sale of fixed income products, trailer fees paid by mutual fund companies, and remuneration paid by U.S. market makers and exchanges in connection with U.S. trades. For more information, see the TD Waterhouse Canada Inc. Account and Service Agreements and Disclosure Documents booklet. It is also available online at tddirectinvesting.ca.

The name of the salesperson, dealer and/or market in this transaction will be provided upon request.

TD Direct Investing is a division of TD Waterhouse Canada Inc., a subsidiary of The Toronto-Dominion Bank.

Thank you for choosing TD Direct Investing.

TD Direct Investing
3500 STEELES AVE E
TOWER 2, 2ND FLOOR
MARKHAM ON L3R 0X1

TD Direct Investing

[redacted]

Transaction Confirmation

Account number and type
[redacted]- Margin Account - US

Questions?
Contact an Investment Representative
Toll Free 1 (877) 348-6722

Transaction on August 03, 2017

- **For settlement on:** August 08, 2017
- **Processed on:** August 03, 2017

Transaction	Security Description	Quantity	Price ($)	Amount ($)
You bought	TEVA PHARMACEUTICAL ADR	497	23.85	
		80	23.85	
		100	23.85	
Ticker symbol: TEVA		100	23.85	
Security number: 660900		194	23.85	
CUSIP ID: 881624209		**971**		
Trade number: 541074				
Trade processed by: RMPV				

	Gross transaction amount	USD 23,158.35
Plus	Commission	4.99
Equals	**Net transaction amount**	**USD $23,163.34**

As agent, TD Direct Investing confirms the above purchase on a U.S. OTC marketplace for settlement in your account.

Important information

Please review the information in this Transaction Confirmation carefully and let us know within 10 calendar days if there are any discrepancies.

Clients' accounts are protected by the Canadian Investor Protection Fund within specified limits. A brochure describing the nature and limits of coverage is available upon request.

Abbreviations used in the security descriptions
RS = Restricted shares
NVS = Non-voting shares
RVS = Restricted voting shares
SVS = Subordinate voting shares
MVS = Multiple voting shares
/D = DSC (Deferred Sales Charge)
/NL = No Load

Disclosure of sources of revenue
TD Direct Investing and/or parties related to us may earn revenue in addition to commission from the following sources: currency conversion charges on certain trades and mutual fund transactions, fees paid by issuers and others in connection with corporate actions and new issues, the sale of fixed income products, trailer fees paid by mutual fund companies, and remuneration paid by U.S. market makers and exchanges in connection with U.S. trades. For more information, see the TD Waterhouse Canada Inc. Account and Service Agreements and Disclosure Documents booklet. It is also available online at tddirectinvesting.ca.

The name of the salesperson, dealer and/or market in this transaction will be provided upon request.

TD Direct Investing is a division of TD Waterhouse Canada Inc., a subsidiary of The Toronto-Dominion Bank.

Thank you for choosing TD Direct Investing.

TD Direct Investing
3500 STEELES AVE E
TOWER 2, 2ND FLOOR
MARKHAM ON L3R 0X1

TD Direct Investing

[redacted]

Transaction Confirmation

Account number and type
[redacted] Margin Account - US

Questions?
Contact an Investment Representative
Toll Free 1 (877) 348-6722

Transaction on August 03, 2017

- **For settlement on:** August 08, 2017
- **Processed on:** August 03, 2017

Transaction	Security Description	Quantity	Price ($)	Amount ($)
You bought	TEVA PHARMACEUTICAL ADR	500	25.14	
		190	25.14	
		10	25.14	
Ticker symbol: TEVA		100	25.14	
Security number: 660900		200	25.14	
CUSIP ID: 881624209		1,000		
Trade number: 540160				
Trade processed by: RMPV				

	Gross transaction amount	USD 25,140.00
Plus	Commission	4.99
Equals	**Net transaction amount**	**USD $25,144.99**

As agent, TD Direct Investing confirms the above purchase on a U.S. OTC marketplace for settlement in your account.

Important information

Please review the information in this Transaction Confirmation carefully and let us know within 10 calendar days if there are any discrepancies.

Clients' accounts are protected by the Canadian Investor Protection Fund within specified limits. A brochure describing the nature and limits of coverage is available upon request.

Abbreviations used in the security descriptions
RS = Restricted shares
NVS = Non-voting shares
RVS = Restricted voting shares
SVS = Subordinate voting shares
MVS = Multiple voting shares
/D = DSC (Deferred Sales Charge)
/NL = No Load

Disclosure of sources of revenue
TD Direct Investing and/or parties related to us may earn revenue in addition to commission from the following sources: currency conversion charges on certain trades and mutual fund transactions, fees paid by issuers and others in connection with corporate actions and new issues, the sale of fixed income products, trailer fees paid by mutual fund companies, and remuneration paid by U.S. market makers and exchanges in connection with U.S. trades. For more information, see the TD Waterhouse Canada Inc. Account and Service Agreements and Disclosure Documents booklet. It is also available online at tddirectinvesting.ca.

The name of the salesperson, dealer and/or market in this transaction will be provided upon request.

TD Direct Investing is a division of TD Waterhouse Canada Inc., a subsidiary of The Toronto-Dominion Bank.

Thank you for choosing TD Direct Investing.

TD Direct Investing
3500 STEELES AVE E
TOWER 2, 2ND FLOOR
MARKHAM ON L3R 0X1

TD Direct Investing

[redacted]

Transaction Confirmation

Account number and type
[redacted] - Margin Account - US

Questions?
Contact an Investment Representative
Toll Free 1 (877) 348-6722

Transaction on August 03, 2017

- **For settlement on:** August 08, 2017
- **Processed on:** August 03, 2017

Transaction	Security Description	Quantity	Price ($)	Amount ($)
You bought	TEVA PHARMACEUTICAL ADR	600	25.35	
		300	25.35	
		100	25.35	
		1,000		

Ticker symbol: TEVA
Security number: 660900
CUSIP ID: 881624209
Trade number: 540123
Trade processed by: RMPV

	Gross transaction amount	USD 25,350.00
Plus	Commission	4.99
Equals	**Net transaction amount**	**USD $25,354.99**

As agent, TD Direct Investing confirms the above purchase on a U.S. OTC marketplace for settlement in your account.

Important information

Please review the information in this Transaction Confirmation carefully and let us know within 10 calendar days if there are any discrepancies.

Clients' accounts are protected by the Canadian Investor Protection Fund within specified limits. A brochure describing the nature and limits of coverage is available upon request.

Abbreviations used in the security descriptions
RS = Restricted shares
NVS = Non-voting shares
RVS = Restricted voting shares
SVS = Subordinate voting shares
MVS = Multiple voting shares
/D = DSC (Deferred Sales Charge)
/NL = No Load

Disclosure of sources of revenue
TD Direct Investing and/or parties related to us may earn revenue in addition to commission from the following sources: currency conversion charges on certain trades and mutual fund transactions, fees paid by issuers and others in connection with corporate actions and new issues, the sale of fixed income products, trailer fees paid by mutual fund companies, and remuneration paid by U.S. market makers and exchanges in connection with U.S. trades. For more information, see the TD Waterhouse Canada Inc. Account and Service Agreements and Disclosure Documents booklet. It is also available online at tddirectinvesting.ca.

The name of the salesperson, dealer and/or market in this transaction will be provided upon request.

TD Direct Investing is a division of TD Waterhouse Canada Inc., a subsidiary of The Toronto-Dominion Bank.

Thank you for choosing TD Direct Investing.

TD Direct Investing
3500 STEELES AVE E
TOWER 2, 2ND FLOOR
MARKHAM ON L3R 0X1

TD Direct Investing

[redacted]

Transaction Confirmation

Account number and type
[redacted] - Margin Account - US

Questions?
Contact an Investment Representative
Toll Free 1 (877) 348-6722

Transaction on August 08, 2017

- **For settlement on:** August 11, 2017
- **Processed on:** August 08, 2017

Transaction	Security Description	Quantity	Price ($)	Amount ($)
You bought	TEVA PHARMACEUTICAL ADR	200	18.5999	
		300	18.5999	
		100	18.5999	
		100	18.5999	
Ticker symbol: TEVA		**700**		
Security number: 660900				
CUSIP ID: 881624209				
Trade number: 557723		Gross transaction amount		USD 13,019.93
Trade processed by: RMPV		**Net transaction amount**		**USD $13,019.93**

As agent, TD Direct Investing confirms the above purchase on a U.S. OTC marketplace for settlement in your account.

Important information

Please review the information in this Transaction Confirmation carefully and let us know within 10 calendar days if there are any discrepancies.

Clients' accounts are protected by the Canadian Investor Protection Fund within specified limits. A brochure describing the nature and limits of coverage is available upon request.

Abbreviations used in the security descriptions
RS = Restricted shares
NVS = Non-voting shares
RVS = Restricted voting shares
SVS = Subordinate voting shares
MVS = Multiple voting shares
/D = DSC (Deferred Sales Charge)
/NL = No Load

Disclosure of sources of revenue
TD Direct Investing and/or parties related to us may earn revenue in addition to commission from the following sources: currency conversion charges on certain trades and mutual fund transactions, fees paid by issuers and others in connection with corporate actions and new issues, the sale of fixed income products, trailer fees paid by mutual fund companies, and remuneration paid by U.S. market makers and exchanges in connection with U.S. trades. For more information, see the TD Waterhouse Canada Inc. Account and Service Agreements and Disclosure Documents booklet. It is also available online at tddirectinvesting.ca.

The name of the salesperson, dealer and/or market in this transaction will be provided upon request.

TD Direct Investing is a division of TD Waterhouse Canada Inc., a subsidiary of The Toronto-Dominion Bank.

Thank you for choosing TD Direct Investing.

TD Direct Investing
3500 STEELES AVE E
TOWER 2, 2ND FLOOR
MARKHAM ON L3R 0X1

TD Direct Investing

[redacted]

Transaction Confirmation

Account number and type
[redacted]- Margin Account - US

Questions?
Contact an Investment Representative
Toll Free 1 (877) 348-6722

Transaction on August 08, 2017

- **For settlement on:** August 11, 2017
- **Processed on:** August 08, 2017

Transaction	Security Description	Quantity	Price ($)	Amount ($)
You bought	TEVA PHARMACEUTICAL ADR	600	18.5999	
		400	18.5999	
		100	18.5999	
Ticker symbol: TEVA		100	18.5999	
Security number: 660900		100	18.5999	
CUSIP ID: 881624209		**1,300**		
Trade number: 557722				
Trade processed by: RMPV				

	Gross transaction amount	USD 24,179.87
Plus	Commission	4.99
Equals	**Net transaction amount**	**USD $24,184.86**

As agent, TD Direct Investing confirms the above purchase on a U.S. OTC marketplace for settlement in your account.

Important information

Please review the information in this Transaction Confirmation carefully and let us know within 10 calendar days if there are any discrepancies.

Clients' accounts are protected by the Canadian Investor Protection Fund within specified limits. A brochure describing the nature and limits of coverage is available upon request.

Abbreviations used in the security descriptions
RS = Restricted shares
NVS = Non-voting shares
RVS = Restricted voting shares
SVS = Subordinate voting shares
MVS = Multiple voting shares
/D = DSC (Deferred Sales Charge)
/NL = No Load

Disclosure of sources of revenue
TD Direct Investing and/or parties related to us may earn revenue in addition to commission from the following sources: currency conversion charges on certain trades and mutual fund transactions, fees paid by issuers and others in connection with corporate actions and new issues, the sale of fixed income products, trailer fees paid by mutual fund companies, and remuneration paid by U.S. market makers and exchanges in connection with U.S. trades. For more information, see the TD Waterhouse Canada Inc. Account and Service Agreements and Disclosure Documents booklet. It is also available online at tddirectinvesting.ca.

The name of the salesperson, dealer and/or market in this transaction will be provided upon request.

TD Direct Investing is a division of TD Waterhouse Canada Inc., a subsidiary of The Toronto-Dominion Bank.

Thank you for choosing TD Direct Investing.

TD Direct Investing
3500 STEELES AVE E
TOWER 2, 2ND FLOOR
MARKHAM ON L3R 0X1

TD Direct Investing

[redacted]

Transaction Confirmation

Account number and type
[redacted] Margin Account - US

Questions?
Contact an Investment Representative
Toll Free 1 (877) 348-6722

Transaction on August 14, 2017

- **For settlement on:** August 17, 2017
- **Processed on:** August 14, 2017

Transaction	Security Description	Quantity	Price ($)	Amount ($)
You bought	TEVA PHARMACEUTICAL ADR	1,000	17.33	

	Gross transaction amount	USD 17,330.00
Plus	Commission	4.99
Equals	**Net transaction amount**	**USD $17,334.99**

As agent, TD Direct Investing confirms the above purchase on a U.S. OTC marketplace for settlement in your account.

Ticker symbol: TEVA
Security number: 660900
CUSIP ID: 881624209
Trade number: 584349
Trade processed by: RMPV

Important information

Please review the information in this Transaction Confirmation carefully and let us know within 10 calendar days if there are any discrepancies.

Clients' accounts are protected by the Canadian Investor Protection Fund within specified limits. A brochure describing the nature and limits of coverage is available upon request.

Abbreviations used in the security descriptions
RS = Restricted shares
NVS = Non-voting shares
RVS = Restricted voting shares
SVS = Subordinate voting shares
MVS = Multiple voting shares
/D = DSC (Deferred Sales Charge)
/NL = No Load

Disclosure of sources of revenue
TD Direct Investing and/or parties related to us may earn revenue in addition to commission from the following sources: currency conversion charges on certain trades and mutual fund transactions, fees paid by issuers and others in connection with corporate actions and new issues, the sale of fixed income products, trailer fees paid by mutual fund companies, and remuneration paid by U.S. market makers and exchanges in connection with U.S. trades. For more information, see the TD Waterhouse Canada Inc. Account and Service Agreements and Disclosure Documents booklet. It is also available online at tddirectinvesting.ca.

The name of the salesperson, dealer and/or market in this transaction will be provided upon request.

TD Direct Investing is a division of TD Waterhouse Canada Inc., a subsidiary of The Toronto-Dominion Bank.

Thank you for choosing TD Direct Investing.

TD Direct Investing
3500 STEELES AVE E
TOWER 2, 2ND FLOOR
MARKHAM ON L3R 0X1

TD Direct Investing

[redacted]

Transaction Confirmation

Account number and type
[redacted] - Margin Account - US

Questions?
Contact an Investment Representative
Toll Free 1 (877) 348-6722

Transaction on August 17, 2017

- **For settlement on:** August 22, 2017
- **Processed on:** August 17, 2017

Transaction	Security Description	Quantity	Price ($)	Amount ($)
You bought	TEVA PHARMACEUTICAL ADR	500	17.6566	

	Gross transaction amount	USD 8,828.30
Plus	Commission	4.99
Equals	**Net transaction amount**	**USD $8,833.29**

As agent, TD Direct Investing confirms the above purchase on a U.S. OTC marketplace for settlement in your account.

Ticker symbol: TEVA
Security number: 660900
CUSIP ID: 881624209
Trade number: 602014
Trade processed by: RMPV

Important information

Please review the information in this Transaction Confirmation carefully and let us know within 10 calendar days if there are any discrepancies.

Clients' accounts are protected by the Canadian Investor Protection Fund within specified limits. A brochure describing the nature and limits of coverage is available upon request.

Abbreviations used in the security descriptions
RS = Restricted shares
NVS = Non-voting shares
RVS = Restricted voting shares
SVS = Subordinate voting shares
MVS = Multiple voting shares
/D = DSC (Deferred Sales Charge)
/NL = No Load

Disclosure of sources of revenue
TD Direct Investing and/or parties related to us may earn revenue in addition to commission from the following sources: currency conversion charges on certain trades and mutual fund transactions, fees paid by issuers and others in connection with corporate actions and new issues, the sale of fixed income products, trailer fees paid by mutual fund companies, and remuneration paid by U.S. market makers and exchanges in connection with U.S. trades. For more information, see the TD Waterhouse Canada Inc. Account and Service Agreements and Disclosure Documents booklet. It is also available online at tddirectinvesting.ca.

The name of the salesperson, dealer and/or market in this transaction will be provided upon request.

TD Direct Investing is a division of TD Waterhouse Canada Inc., a subsidiary of The Toronto-Dominion Bank.

Thank you for choosing TD Direct Investing.

TD Direct Investing
3500 STEELES AVE E
TOWER 2, 2ND FLOOR
MARKHAM ON L3R 0X1

TD Direct Investing

[redacted]

Transaction Confirmation

Account number and type
[redacted] - Margin Account - US

Questions?
Contact an Investment Representative
Toll Free 1 (877) 348-6722

Transaction on August 17, 2017

- **For settlement on:** August 22, 2017
- **Processed on:** August 17, 2017

Transaction	Security Description	Quantity	Price ($)	Amount ($)
You bought	TEVA PHARMACEUTICAL ADR	294	17.50	

Ticker symbol: TEVA
Security number: 660900
CUSIP ID: 881624209
Trade number: 602226
Trade processed by: RMPV

	Gross transaction amount	USD 5,145.00
Plus	Commission	4.99
Equals	**Net transaction amount**	**USD $5,149.99**

As agent, TD Direct Investing confirms the above purchase on a U.S. OTC marketplace for settlement in your account.

Important information

Please review the information in this Transaction Confirmation carefully and let us know within 10 calendar days if there are any discrepancies.

Clients' accounts are protected by the Canadian Investor Protection Fund within specified limits. A brochure describing the nature and limits of coverage is available upon request.

Abbreviations used in the security descriptions
RS = Restricted shares
NVS = Non-voting shares
RVS = Restricted voting shares
SVS = Subordinate voting shares
MVS = Multiple voting shares
/D = DSC (Deferred Sales Charge)
/NL = No Load

Disclosure of sources of revenue
TD Direct Investing and/or parties related to us may earn revenue in addition to commission from the following sources: currency conversion charges on certain trades and mutual fund transactions, fees paid by issuers and others in connection with corporate actions and new issues, the sale of fixed income products, trailer fees paid by mutual fund companies, and remuneration paid by U.S. market makers and exchanges in connection with U.S. trades. For more information, see the TD Waterhouse Canada Inc. Account and Service Agreements and Disclosure Documents booklet. It is also available online at tddirectinvesting.ca.

The name of the salesperson, dealer and/or market in this transaction will be provided upon request.

TD Direct Investing is a division of TD Waterhouse Canada Inc., a subsidiary of The Toronto-Dominion Bank.

Thank you for choosing TD Direct Investing.

TD Direct Investing
3500 STEELES AVE E
TOWER 2, 2ND FLOOR
MARKHAM ON L3R 0X1

TD Direct Investing

[redacted]

Transaction Confirmation

Account number and type
[redacted] - Margin Account - US

Questions?
Contact an Investment Representative
Toll Free 1 (877) 348-6722

Transaction on August 17, 2017

- **For settlement on:** August 22, 2017
- **Processed on:** August 17, 2017

Transaction	Security Description	Quantity	Price ($)	Amount ($)
You bought	TEVA PHARMACEUTICAL ADR	300	17.49	
		6	17.49	
		306		

Ticker symbol: TEVA
Security number: 660900
CUSIP ID: 881624209
Trade number: 602300
Trade processed by: RMPV

	Gross transaction amount	USD 5,351.94
Plus	Commission	4.99
Equals	**Net transaction amount**	**USD $5,356.93**

As agent, TD Direct Investing confirms the above purchase on a U.S. OTC marketplace for settlement in your account.

Important information

Please review the information in this Transaction Confirmation carefully and let us know within 10 calendar days if there are any discrepancies.

Clients' accounts are protected by the Canadian Investor Protection Fund within specified limits. A brochure describing the nature and limits of coverage is available upon request.

Abbreviations used in the security descriptions
RS = Restricted shares
NVS = Non-voting shares
RVS = Restricted voting shares
SVS = Subordinate voting shares
MVS = Multiple voting shares
/D = DSC (Deferred Sales Charge)
/NL = No Load

Disclosure of sources of revenue
TD Direct Investing and/or parties related to us may earn revenue in addition to commission from the following sources: currency conversion charges on certain trades and mutual fund transactions, fees paid by issuers and others in connection with corporate actions and new issues, the sale of fixed income products, trailer fees paid by mutual fund companies, and remuneration paid by U.S. market makers and exchanges in connection with U.S. trades. For more information, see the TD Waterhouse Canada Inc. Account and Service Agreements and Disclosure Documents booklet. It is also available online at tddirectinvesting.ca.

The name of the salesperson, dealer and/or market in this transaction will be provided upon request.

TD Direct Investing is a division of TD Waterhouse Canada Inc., a subsidiary of The Toronto-Dominion Bank.

Thank you for choosing TD Direct Investing.

TD Direct Investing
3500 STEELES AVE E
TOWER 2, 2ND FLOOR
MARKHAM ON L3R 0X1

TD Direct Investing

[redacted]

Transaction Confirmation

Account number and type
[redacted] - Margin Account - US

Questions?
Contact an Investment Representative
Toll Free 1 (877) 348-6722

Transaction on August 24, 2017

- **For settlement on:** August 29, 2017
- **Processed on:** August 24, 2017

Transaction	Security Description	Quantity	Price ($)	Amount ($)
You bought	TEVA PHARMACEUTICAL ADR	250	16.12	

	Gross transaction amount	USD 4,030.00
Plus	Commission	4.99
Equals	**Net transaction amount**	**USD $4,034.99**

As agent, TD Direct Investing confirms the above purchase on a U.S. OTC marketplace for settlement in your account.

Ticker symbol: TEVA
Security number: 660900
CUSIP ID: 881624209
Trade number: 631749
Trade processed by: RMPV

Important information

Please review the information in this Transaction Confirmation carefully and let us know within 10 calendar days if there are any discrepancies.

Clients' accounts are protected by the Canadian Investor Protection Fund within specified limits. A brochure describing the nature and limits of coverage is available upon request.

Abbreviations used in the security descriptions
RS = Restricted shares
NVS = Non-voting shares
RVS = Restricted voting shares
SVS = Subordinate voting shares
MVS = Multiple voting shares
/D = DSC (Deferred Sales Charge)
/NL = No Load

Disclosure of sources of revenue
TD Direct Investing and/or parties related to us may earn revenue in addition to commission from the following sources: currency conversion charges on certain trades and mutual fund transactions, fees paid by issuers and others in connection with corporate actions and new issues, the sale of fixed income products, trailer fees paid by mutual fund companies, and remuneration paid by U.S. market makers and exchanges in connection with U.S. trades. For more information, see the TD Waterhouse Canada Inc. Account and Service Agreements and Disclosure Documents booklet. It is also available online at tddirectinvesting.ca.

The name of the salesperson, dealer and/or market in this transaction will be provided upon request.

TD Direct Investing is a division of TD Waterhouse Canada Inc., a subsidiary of The Toronto-Dominion Bank.

Thank you for choosing TD Direct Investing.

TD Direct Investing
3500 STEELES AVE E
TOWER 2, 2ND FLOOR
MARKHAM ON L3R 0X1

TD Direct Investing

Transaction Confirmation

[redacted]

Account number and type
[redacted] Margin Account - US

Questions?
Contact an Investment Representative
Toll Free 1 (877) 348-6722

Transaction on August 28, 2017

- **For settlement on:** August 31, 2017
- **Processed on:** August 28, 2017

Transaction	Security Description	Quantity	Price ($)	Amount ($)
You bought	TEVA PHARMACEUTICAL ADR	250	15.84	

Ticker symbol: TEVA
Security number: 660900
CUSIP ID: 881624209
Trade number: 643940
Trade processed by: RMPV

	Gross transaction amount	USD 3,960.00
Plus	Commission	4.99
Equals	**Net transaction amount**	**USD $3,964.99**

As agent, TD Direct Investing confirms the above purchase on a U.S. OTC marketplace for settlement in your account.

Important information

Please review the information in this Transaction Confirmation carefully and let us know within 10 calendar days if there are any discrepancies.

Clients' accounts are protected by the Canadian Investor Protection Fund within specified limits. A brochure describing the nature and limits of coverage is available upon request.

Abbreviations used in the security descriptions
RS = Restricted shares
NVS = Non-voting shares
RVS = Restricted voting shares
SVS = Subordinate voting shares
MVS = Multiple voting shares
/D = DSC (Deferred Sales Charge)
/NL = No Load

Disclosure of sources of revenue
TD Direct Investing and/or parties related to us may earn revenue in addition to commission from the following sources: currency conversion charges on certain trades and mutual fund transactions, fees paid by issuers and others in connection with corporate actions and new issues, the sale of fixed income products, trailer fees paid by mutual fund companies, and remuneration paid by U.S. market makers and exchanges in connection with U.S. trades. For more information, see the TD Waterhouse Canada Inc. Account and Service Agreements and Disclosure Documents booklet. It is also available online at tddirectinvesting.ca.

The name of the salesperson, dealer and/or market in this transaction will be provided upon request.

TD Direct Investing is a division of TD Waterhouse Canada Inc., a subsidiary of The Toronto-Dominion Bank.

Thank you for choosing TD Direct Investing.

TD Direct Investing
3500 STEELES AVE E
TOWER 2, 2ND FLOOR
MARKHAM ON L3R 0X1

TD Direct Investing

[redacted]

Transaction Confirmation

Account number and type
[redacted] Margin Account - US

Questions?
Contact an Investment Representative
Toll Free 1 (877) 348-6722

Transaction on September 05, 2017

- **For settlement on:** September 07, 2017
- **Processed on:** September 05, 2017

Transaction	Security Description	Quantity	Price ($)	Amount ($)
You bought	TEVA PHARMACEUTICAL ADR	500	15.4249	

Ticker symbol: TEVA
Security number: 660900
CUSIP ID: 881624209
Trade number: 012197
Trade processed by: RMPV

	Gross transaction amount	USD 7,712.45
Plus	Commission	4.99
Equals	**Net transaction amount**	**USD $7,717.44**

As agent, TD Direct Investing confirms the above purchase on a U.S. OTC marketplace for settlement in your account.

Important information

Please review the information in this Transaction Confirmation carefully and let us know within 10 calendar days if there are any discrepancies.

Clients' accounts are protected by the Canadian Investor Protection Fund within specified limits. A brochure describing the nature and limits of coverage is available upon request.

Abbreviations used in the security descriptions
RS = Restricted shares
NVS = Non-voting shares
RVS = Restricted voting shares
SVS = Subordinate voting shares
MVS = Multiple voting shares
/D = DSC (Deferred Sales Charge)
/NL = No Load

Disclosure of sources of revenue
TD Direct Investing and/or parties related to us may earn revenue in addition to commission from the following sources: currency conversion charges on certain trades and mutual fund transactions, fees paid by issuers and others in connection with corporate actions and new issues, the sale of fixed income products, trailer fees paid by mutual fund companies, and remuneration paid by U.S. market makers and exchanges in connection with U.S. trades. For more information, see the TD Waterhouse Canada Inc. Account and Service Agreements and Disclosure Documents booklet. It is also available online at tddirectinvesting.ca.

The name of the salesperson, dealer and/or market in this transaction will be provided upon request.

TD Direct Investing is a division of TD Waterhouse Canada Inc., a subsidiary of The Toronto-Dominion Bank.

Thank you for choosing TD Direct Investing.

TD Direct Investing
3500 STEELES AVE E
TOWER 2, 2ND FLOOR
MARKHAM ON L3R 0X1

TD Direct Investing

[redacted]

Transaction Confirmation

Account number and type
[redacted] Margin Account - US

Questions?
Contact an Investment Representative
Toll Free 1 (877) 348-6722

Transaction on September 15, 2017

- **For settlement on:** September 19, 2017
- **Processed on:** September 15, 2017

Transaction	Security Description	Quantity	Price ($)	Amount ($)
You bought	TEVA PHARMACEUTICAL ADR	391	17.91	

Ticker symbol: TEVA
Security number: 660900
CUSIP ID: 881624209
Trade number: 060510
Trade processed by: RMPV

	Gross transaction amount	USD 7,002.81
Plus	Commission	4.99
Equals	**Net transaction amount**	**USD $7,007.80**

As agent, TD Direct Investing confirms the above purchase on a U.S. OTC marketplace for settlement in your account.

Important information

Please review the information in this Transaction Confirmation carefully and let us know within 10 calendar days if there are any discrepancies.

Clients' accounts are protected by the Canadian Investor Protection Fund within specified limits. A brochure describing the nature and limits of coverage is available upon request.

Abbreviations used in the security descriptions
RS = Restricted shares
NVS = Non-voting shares
RVS = Restricted voting shares
SVS = Subordinate voting shares
MVS = Multiple voting shares
/D = DSC (Deferred Sales Charge)
/NL = No Load

Disclosure of sources of revenue
TD Direct Investing and/or parties related to us may earn revenue in addition to commission from the following sources: currency conversion charges on certain trades and mutual fund transactions, fees paid by issuers and others in connection with corporate actions and new issues, the sale of fixed income products, trailer fees paid by mutual fund companies, and remuneration paid by U.S. market makers and exchanges in connection with U.S. trades. For more information, see the TD Waterhouse Canada Inc. Account and Service Agreements and Disclosure Documents booklet. It is also available online at tddirectinvesting.ca.

The name of the salesperson, dealer and/or market in this transaction will be provided upon request.

TD Direct Investing is a division of TD Waterhouse Canada Inc., a subsidiary of The Toronto-Dominion Bank.

Thank you for choosing TD Direct Investing.

TD Direct Investing
3500 STEELES AVE E
TOWER 2, 2ND FLOOR
MARKHAM ON L3R 0X1

TD Direct Investing

[redacted]

Transaction Confirmation

Account number and type
[redacted] Margin Account - US

Questions?
Contact an Investment Representative
Toll Free 1 (877) 348-6722

Transaction on September 15, 2017

- **For settlement on:** September 19, 2017
- **Processed on:** September 15, 2017

Transaction	Security Description	Quantity	Price ($)	Amount ($)
You bought	TEVA PHARMACEUTICAL ADR	4	18.04	
		187	18.04	
		191		

Ticker symbol: TEVA
Security number: 660900
CUSIP ID: 881624209
Trade number: 062013
Trade processed by: RMPV

	Gross transaction amount	USD 3,445.64
Plus	Commission	4.99
Equals	**Net transaction amount**	**USD $3,450.63**

As agent, TD Direct Investing confirms the above purchase on a U.S. OTC marketplace for settlement in your account.

Important information

Please review the information in this Transaction Confirmation carefully and let us know within 10 calendar days if there are any discrepancies.

Clients' accounts are protected by the Canadian Investor Protection Fund within specified limits. A brochure describing the nature and limits of coverage is available upon request.

Abbreviations used in the security descriptions
RS = Restricted shares
NVS = Non-voting shares
RVS = Restricted voting shares
SVS = Subordinate voting shares
MVS = Multiple voting shares
/D = DSC (Deferred Sales Charge)
/NL = No Load

Disclosure of sources of revenue
TD Direct Investing and/or parties related to us may earn revenue in addition to commission from the following sources: currency conversion charges on certain trades and mutual fund transactions, fees paid by issuers and others in connection with corporate actions and new issues, the sale of fixed income products, trailer fees paid by mutual fund companies, and remuneration paid by U.S. market makers and exchanges in connection with U.S. trades. For more information, see the TD Waterhouse Canada Inc. Account and Service Agreements and Disclosure Documents booklet. It is also available online at tddirectinvesting.ca.

The name of the salesperson, dealer and/or market in this transaction will be provided upon request.

TD Direct Investing is a division of TD Waterhouse Canada Inc., a subsidiary of The Toronto-Dominion Bank.

Thank you for choosing TD Direct Investing.

TD Direct Investing
3500 STEELES AVE E
TOWER 2, 2ND FLOOR
MARKHAM ON L3R 0X1

TD Direct Investing

[redacted]

Transaction Confirmation

Account number and type
[redacted] - Margin Account - US

Questions?
Contact an Investment Representative
Toll Free 1 (877) 348-6722

Transaction on September 18, 2017

- **For settlement on:** September 20, 2017
- **Processed on:** September 18, 2017

Transaction	Security Description	Quantity	Price ($)	Amount ($)
You bought	TEVA PHARMACEUTICAL ADR	700	17.67	

Ticker symbol: TEVA
Security number: 660900
CUSIP ID: 881624209
Trade number: 067382
Trade processed by: RMPV

	Gross transaction amount	USD 12,369.00
Plus	Commission	4.99
Equals	**Net transaction amount**	**USD $12,373.99**

As agent, TD Direct Investing confirms the above purchase on a U.S. OTC marketplace for settlement in your account.

Important information

Please review the information in this Transaction Confirmation carefully and let us know within 10 calendar days if there are any discrepancies.

Clients' accounts are protected by the Canadian Investor Protection Fund within specified limits. A brochure describing the nature and limits of coverage is available upon request.

Abbreviations used in the security descriptions
RS = Restricted shares
NVS = Non-voting shares
RVS = Restricted voting shares
SVS = Subordinate voting shares
MVS = Multiple voting shares
/D = DSC (Deferred Sales Charge)
/NL = No Load

Disclosure of sources of revenue
TD Direct Investing and/or parties related to us may earn revenue in addition to commission from the following sources: currency conversion charges on certain trades and mutual fund transactions, fees paid by issuers and others in connection with corporate actions and new issues, the sale of fixed income products, trailer fees paid by mutual fund companies, and remuneration paid by U.S. market makers and exchanges in connection with U.S. trades. For more information, see the TD Waterhouse Canada Inc. Account and Service Agreements and Disclosure Documents booklet. It is also available online at tddirectinvesting.ca.

The name of the salesperson, dealer and/or market in this transaction will be provided upon request.

TD Direct Investing is a division of TD Waterhouse Canada Inc., a subsidiary of The Toronto-Dominion Bank.

Thank you for choosing TD Direct Investing.

TD Direct Investing
3500 STEELES AVE E
TOWER 2, 2ND FLOOR
MARKHAM ON L3R 0X1

TD Direct Investing

Transaction Confirmation

[redacted]

Account number and type
[redacted] Margin Account - US

Questions?
Contact an Investment Representative
Toll Free 1 (877) 348-6722

Transaction on September 18, 2017

- **For settlement on:** September 20, 2017
- **Processed on:** September 18, 2017

Transaction	Security Description	Quantity	Price ($)	Amount ($)
You bought	TEVA PHARMACEUTICAL ADR	500	17.08	

Ticker symbol: TEVA
Security number: 660900
CUSIP ID: 881624209
Trade number: 068431
Trade processed by: RMPV

	Gross transaction amount	USD 8,540.00
Plus	Commission	4.99
Equals	**Net transaction amount**	**USD $8,544.99**

As agent, TD Direct Investing confirms the above purchase on a U.S. OTC marketplace for settlement in your account.

Important information

Please review the information in this Transaction Confirmation carefully and let us know within 10 calendar days if there are any discrepancies.

Clients' accounts are protected by the Canadian Investor Protection Fund within specified limits. A brochure describing the nature and limits of coverage is available upon request.

Abbreviations used in the security descriptions
RS = Restricted shares
NVS = Non-voting shares
RVS = Restricted voting shares
SVS = Subordinate voting shares
MVS = Multiple voting shares
/D = DSC (Deferred Sales Charge)
/NL = No Load

Disclosure of sources of revenue
TD Direct Investing and/or parties related to us may earn revenue in addition to commission from the following sources: currency conversion charges on certain trades and mutual fund transactions, fees paid by issuers and others in connection with corporate actions and new issues, the sale of fixed income products, trailer fees paid by mutual fund companies, and remuneration paid by U.S. market makers and exchanges in connection with U.S. trades. For more information, see the TD Waterhouse Canada Inc. Account and Service Agreements and Disclosure Documents booklet. It is also available online at tddirectinvesting.ca.

The name of the salesperson, dealer and/or market in this transaction will be provided upon request.

TD Direct Investing is a division of TD Waterhouse Canada Inc., a subsidiary of The Toronto-Dominion Bank.

Thank you for choosing TD Direct Investing.

TD Direct Investing
3500 STEELES AVE E
TOWER 2, 2ND FLOOR
MARKHAM ON L3R 0X1

TD Direct Investing

Transaction Confirmation

[redacted]

Account number and type
[redacted] - Margin Account - US

Questions?
Contact an Investment Representative
Toll Free 1 (877) 348-6722

Transaction on September 28, 2017

- **For settlement on:** October 02, 2017
- **Processed on:** September 28, 2017

Transaction	Security Description	Quantity	Price ($)	Amount ($)
You bought	TEVA PHARMACEUTICAL ADR	1,200	17.1285	

Ticker symbol: TEVA
Security number: 660900
CUSIP ID: 881624209
Trade number: 118543
Trade processed by: RMPV

	Gross transaction amount	USD 20,554.20
Plus	Commission	4.99
Equals	**Net transaction amount**	**USD $20,559.19**

As agent, TD Direct Investing confirms the above purchase on a U.S. OTC marketplace for settlement in your account.

Important information

Please review the information in this Transaction Confirmation carefully and let us know within 10 calendar days if there are any discrepancies.

Clients' accounts are protected by the Canadian Investor Protection Fund within specified limits. A brochure describing the nature and limits of coverage is available upon request.

Abbreviations used in the security descriptions
RS = Restricted shares
NVS = Non-voting shares
RVS = Restricted voting shares
SVS = Subordinate voting shares
MVS = Multiple voting shares
/D = DSC (Deferred Sales Charge)
/NL = No Load

Disclosure of sources of revenue
TD Direct Investing and/or parties related to us may earn revenue in addition to commission from the following sources: currency conversion charges on certain trades and mutual fund transactions, fees paid by issuers and others in connection with corporate actions and new issues, the sale of fixed income products, trailer fees paid by mutual fund companies, and remuneration paid by U.S. market makers and exchanges in connection with U.S. trades. For more information, see the TD Waterhouse Canada Inc. Account and Service Agreements and Disclosure Documents booklet. It is also available online at tddirectinvesting.ca.

The name of the salesperson, dealer and/or market in this transaction will be provided upon request.

TD Direct Investing is a division of TD Waterhouse Canada Inc., a subsidiary of The Toronto-Dominion Bank.

Thank you for choosing TD Direct Investing.

TD Direct Investing
3500 STEELES AVE E
TOWER 2, 2ND FLOOR
MARKHAM ON L3R 0X1

TD Direct Investing

[redacted]

Transaction Confirmation

Account number and type
[redacted] - Margin Account - US

Questions?
Contact an Investment Representative
Toll Free 1 (877) 348-6722

Transaction on October 04, 2017

- **For settlement on:** October 06, 2017
- **Processed on:** October 04, 2017

Transaction	Security Description	Quantity	Price ($)	Amount ($)
You bought	TEVA PHARMACEUTICAL ADR	10,500	16.34	

Ticker symbol: TEVA
Security number: 660900
CUSIP ID: 881624209
Trade number: 143689
Trade processed by: RMPV

	Gross transaction amount	USD 171,570.00
Plus	Commission	4.99
Equals	**Net transaction amount**	**USD $171,574.99**

As agent, TD Direct Investing confirms the above purchase on a U.S. OTC marketplace for settlement in your account.

Important information

Please review the information in this Transaction Confirmation carefully and let us know within 10 calendar days if there are any discrepancies.

Clients' accounts are protected by the Canadian Investor Protection Fund within specified limits. A brochure describing the nature and limits of coverage is available upon request.

Abbreviations used in the security descriptions
RS = Restricted shares
NVS = Non-voting shares
RVS = Restricted voting shares
SVS = Subordinate voting shares
MVS = Multiple voting shares
/D = DSC (Deferred Sales Charge)
/NL = No Load

Disclosure of sources of revenue
TD Direct Investing and/or parties related to us may earn revenue in addition to commission from the following sources: currency conversion charges on certain trades and mutual fund transactions, fees paid by issuers and others in connection with corporate actions and new issues, the sale of fixed income products, trailer fees paid by mutual fund companies, and remuneration paid by U.S. market makers and exchanges in connection with U.S. trades. For more information, see the TD Waterhouse Canada Inc. Account and Service Agreements and Disclosure Documents booklet. It is also available online at tddirectinvesting.ca.

The name of the salesperson, dealer and/or market in this transaction will be provided upon request.

TD Direct Investing is a division of TD Waterhouse Canada Inc., a subsidiary of The Toronto-Dominion Bank.

Thank you for choosing TD Direct Investing.

TD Direct Investing
3500 STEELES AVE E
TOWER 2, 2ND FLOOR
MARKHAM ON L3R 0X1

TD Direct Investing

[redacted]

Transaction Confirmation

Account number and type
[redacted] - Margin Account - US

Questions?
Contact an Investment Representative
Toll Free 1 (877) 348-6722

Transaction on October 06, 2017

- **For settlement on:** October 11, 2017
- **Processed on:** October 06, 2017

Transaction	Security Description	Quantity	Price ($)	Amount ($)
You bought	TEVA PHARMACEUTICAL ADR	800	15.7649	

	Gross transaction amount	USD 12,611.92
Plus	Commission	4.99
Equals	**Net transaction amount**	**USD $12,616.91**

Ticker symbol: TEVA
Security number: 660900
CUSIP ID: 881624209
Trade number: 158224
Trade processed by: RMPV

As agent, TD Direct Investing confirms the above purchase on a U.S. OTC marketplace for settlement in your account.

Important information

Please review the information in this Transaction Confirmation carefully and let us know within 10 calendar days if there are any discrepancies.

Clients' accounts are protected by the Canadian Investor Protection Fund within specified limits. A brochure describing the nature and limits of coverage is available upon request.

Abbreviations used in the security descriptions
RS = Restricted shares
NVS = Non-voting shares
RVS = Restricted voting shares
SVS = Subordinate voting shares
MVS = Multiple voting shares
/D = DSC (Deferred Sales Charge)
/NL = No Load

Disclosure of sources of revenue
TD Direct Investing and/or parties related to us may earn revenue in addition to commission from the following sources: currency conversion charges on certain trades and mutual fund transactions, fees paid by issuers and others in connection with corporate actions and new issues, the sale of fixed income products, trailer fees paid by mutual fund companies, and remuneration paid by U.S. market makers and exchanges in connection with U.S. trades. For more information, see the TD Waterhouse Canada Inc. Account and Service Agreements and Disclosure Documents booklet. It is also available online at tddirectinvesting.ca.

The name of the salesperson, dealer and/or market in this transaction will be provided upon request.

TD Direct Investing is a division of TD Waterhouse Canada Inc., a subsidiary of The Toronto-Dominion Bank.

Thank you for choosing TD Direct Investing.

TD Direct Investing
3500 STEELES AVE E
TOWER 2, 2ND FLOOR
MARKHAM ON L3R 0X1

TD Direct Investing

Transaction Confirmation

[redacted]

Account number and type
[redacted] Margin Account - US

Questions?
Contact an Investment Representative
Toll Free 1 (877) 348-6722

Transaction on October 13, 2017

- **For settlement on:** October 17, 2017
- **Processed on:** October 13, 2017

Transaction	Security Description	Quantity	Price ($)	Amount ($)
You bought	TEVA PHARMACEUTICAL ADR	200	14.70	

	Gross transaction amount	USD 2,940.00
Plus	Commission	4.99
Equals	**Net transaction amount**	**USD $2,944.99**

As agent, TD Direct Investing confirms the above purchase on a U.S. OTC marketplace for settlement in your account.

Ticker symbol: TEVA
Security number: 660900
CUSIP ID: 881624209
Trade number: 187461
Trade processed by: RMPV

Important information

Please review the information in this Transaction Confirmation carefully and let us know within 10 calendar days if there are any discrepancies.

Clients' accounts are protected by the Canadian Investor Protection Fund within specified limits. A brochure describing the nature and limits of coverage is available upon request.

Abbreviations used in the security descriptions
RS = Restricted shares
NVS = Non-voting shares
RVS = Restricted voting shares
SVS = Subordinate voting shares
MVS = Multiple voting shares
/D = DSC (Deferred Sales Charge)
/NL = No Load

Disclosure of sources of revenue
TD Direct Investing and/or parties related to us may earn revenue in addition to commission from the following sources: currency conversion charges on certain trades and mutual fund transactions, fees paid by issuers and others in connection with corporate actions and new issues, the sale of fixed income products, trailer fees paid by mutual fund companies, and remuneration paid by U.S. market makers and exchanges in connection with U.S. trades. For more information, see the TD Waterhouse Canada Inc. Account and Service Agreements and Disclosure Documents booklet. It is also available online at tddirectinvesting.ca.

The name of the salesperson, dealer and/or market in this transaction will be provided upon request.

TD Direct Investing is a division of TD Waterhouse Canada Inc., a subsidiary of The Toronto-Dominion Bank.

Thank you for choosing TD Direct Investing.

TD Direct Investing
3500 STEELES AVE E
TOWER 2, 2ND FLOOR
MARKHAM ON L3R 0X1

TD Direct Investing

[redacted]

Transaction Confirmation

Account number and type
[redacted] Margin Account - US

Questions?
Contact an Investment Representative
Toll Free 1 (877) 348-6722

Transaction on October 23, 2017

- **For settlement on:** October 25, 2017
- **Processed on:** October 23, 2017

Transaction	Security Description	Quantity	Price ($)	Amount ($)
You bought	TEVA PHARMACEUTICAL ADR	1,000	14.77	

	Gross transaction amount	USD 14,770.00
Plus	Commission	4.99
Equals	**Net transaction amount**	**USD $14,774.99**

As agent, TD Direct Investing confirms the above purchase on a U.S. OTC marketplace for settlement in your account.

Ticker symbol: TEVA
Security number: 660900
CUSIP ID: 881624209
Trade number: 229386
Trade processed by: RMPV

Important information

Please review the information in this Transaction Confirmation carefully and let us know within 10 calendar days if there are any discrepancies.

Clients' accounts are protected by the Canadian Investor Protection Fund within specified limits. A brochure describing the nature and limits of coverage is available upon request.

Abbreviations used in the security descriptions
RS = Restricted shares
NVS = Non-voting shares
RVS = Restricted voting shares
SVS = Subordinate voting shares
MVS = Multiple voting shares
/D = DSC (Deferred Sales Charge)
/NL = No Load

Disclosure of sources of revenue
TD Direct Investing and/or parties related to us may earn revenue in addition to commission from the following sources: currency conversion charges on certain trades and mutual fund transactions, fees paid by issuers and others in connection with corporate actions and new issues, the sale of fixed income products, trailer fees paid by mutual fund companies, and remuneration paid by U.S. market makers and exchanges in connection with U.S. trades. For more information, see the TD Waterhouse Canada Inc. Account and Service Agreements and Disclosure Documents booklet. It is also available online at tddirectinvesting.ca.

The name of the salesperson, dealer and/or market in this transaction will be provided upon request.

TD Direct Investing is a division of TD Waterhouse Canada Inc., a subsidiary of The Toronto-Dominion Bank.

Thank you for choosing TD Direct Investing.

TD Direct Investing
3500 STEELES AVE E
TOWER 2, 2ND FLOOR
MARKHAM ON L3R 0X1

TD Direct Investing

Transaction Confirmation

[redacted]

Account number and type
[redacted] - Margin Account - US

Questions?
Contact an Investment Representative
Toll Free 1 (877) 348-6722

Transaction on August 08, 2017

- **For settlement on:** August 11, 2017
- **Processed on:** August 08, 2017

Transaction	Security Description	Quantity	Price ($)	Amount ($)
You sold	TEVA PHARMACEUTICAL ADR	2,000	18.85	

Ticker symbol: TEVA
Security number: 660900
CUSIP ID: 881624209
Trade number: 557786
Trade processed by: RMPV

	Gross transaction amount	USD 37,700.00
Less	Commission	-4.99
Less	US tax	-0.88
Equals	**Net transaction amount**	**USD $37,694.13**

As agent, TD Direct Investing confirms the above sale on a U.S. OTC marketplace for settlement in your account.

Important information

Please review the information in this Transaction Confirmation carefully and let us know within 10 calendar days if there are any discrepancies.

Clients' accounts are protected by the Canadian Investor Protection Fund within specified limits. A brochure describing the nature and limits of coverage is available upon request.

Abbreviations used in the security descriptions
RS = Restricted shares
NVS = Non-voting shares
RVS = Restricted voting shares
SVS = Subordinate voting shares
MVS = Multiple voting shares
/D = DSC (Deferred Sales Charge)
/NL = No Load

Disclosure of sources of revenue
TD Direct Investing and/or parties related to us may earn revenue in addition to commission from the following sources: currency conversion charges on certain trades and mutual fund transactions, fees paid by issuers and others in connection with corporate actions and new issues, the sale of fixed income products, trailer fees paid by mutual fund companies, and remuneration paid by U.S. market makers and exchanges in connection with U.S. trades. For more information, see the TD Waterhouse Canada Inc. Account and Service Agreements and Disclosure Documents booklet. It is also available online at tddirectinvesting.ca.

The name of the salesperson, dealer and/or market in this transaction will be provided upon request.

TD Direct Investing is a division of TD Waterhouse Canada Inc., a subsidiary of The Toronto-Dominion Bank.

Thank you for choosing TD Direct Investing.

TD Direct Investing
3500 STEELES AVE E
TOWER 2, 2ND FLOOR
MARKHAM ON L3R 0X1

TD Direct Investing

[redacted]

Transaction Confirmation

Account number and type
[redacted] - Margin Account - US

Questions?
Contact an Investment Representative
Toll Free 1 (877) 348-6722

Transaction on August 14, 2017

- **For settlement on:** August 17, 2017
- **Processed on:** August 14, 2017

Transaction	Security Description	Quantity	Price ($)	Amount ($)
You sold	TEVA PHARMACEUTICAL ADR	1,000	17.3754	

Ticker symbol: TEVA
Security number: 660900
CUSIP ID: 881624209
Trade number: 584491
Trade processed by: RMPV

	Gross transaction amount	USD 17,375.40
Less	Commission	-4.99
Less	US tax	-0.41
Equals	**Net transaction amount**	**USD $17,370.00**

As agent, TD Direct Investing confirms the above sale on a U.S. OTC marketplace for settlement in your account.

Important information

Please review the information in this Transaction Confirmation carefully and let us know within 10 calendar days if there are any discrepancies.

Clients' accounts are protected by the Canadian Investor Protection Fund within specified limits. A brochure describing the nature and limits of coverage is available upon request.

Abbreviations used in the security descriptions
RS = Restricted shares
NVS = Non-voting shares
RVS = Restricted voting shares
SVS = Subordinate voting shares
MVS = Multiple voting shares
/D = DSC (Deferred Sales Charge)
/NL = No Load

Disclosure of sources of revenue
TD Direct Investing and/or parties related to us may earn revenue in addition to commission from the following sources: currency conversion charges on certain trades and mutual fund transactions, fees paid by issuers and others in connection with corporate actions and new issues, the sale of fixed income products, trailer fees paid by mutual fund companies, and remuneration paid by U.S. market makers and exchanges in connection with U.S. trades. For more information, see the TD Waterhouse Canada Inc. Account and Service Agreements and Disclosure Documents booklet. It is also available online at tddirectinvesting.ca.

The name of the salesperson, dealer and/or market in this transaction will be provided upon request.

TD Direct Investing is a division of TD Waterhouse Canada Inc., a subsidiary of The Toronto-Dominion Bank.

Thank you for choosing TD Direct Investing.

TD Direct Investing
3500 STEELES AVE E
TOWER 2, 2ND FLOOR
MARKHAM ON L3R 0X1

TD Direct Investing

[redacted]

Transaction Confirmation

Account number and type
[redacted] - Margin Account - US

Questions?
Contact an Investment Representative
Toll Free 1 (877) 348-6722

Transaction on August 16, 2017

- **For settlement on:** August 21, 2017
- **Processed on:** August 16, 2017

Transaction	Security Description	Quantity	Price ($)	Amount ($)
You sold	TEVA PHARMACEUTICAL ADR	300	17.43	
		200	17.43	
		700	17.43	
		600	17.43	
		200	17.43	
		2,000		

Ticker symbol: TEVA
Security number: 660900
CUSIP ID: 881624209
Trade number: 596454
Trade processed by: RMPV

	Gross transaction amount	USD 34,860.00
Less	Commission	-4.99
Less	US tax	-0.81
Equals	**Net transaction amount**	**USD $34,854.20**

As agent, TD Direct Investing confirms the above sale on a U.S. OTC marketplace for settlement in your account.

Important information

Please review the information in this Transaction Confirmation carefully and let us know within 10 calendar days if there are any discrepancies.

Clients' accounts are protected by the Canadian Investor Protection Fund within specified limits. A brochure describing the nature and limits of coverage is available upon request.

Abbreviations used in the security descriptions
RS = Restricted shares
NVS = Non-voting shares
RVS = Restricted voting shares
SVS = Subordinate voting shares
MVS = Multiple voting shares
/D = DSC (Deferred Sales Charge)
/NL = No Load

Disclosure of sources of revenue
TD Direct Investing and/or parties related to us may earn revenue in addition to commission from the following sources: currency conversion charges on certain trades and mutual fund transactions, fees paid by issuers and others in connection with corporate actions and new issues, the sale of fixed income products, trailer fees paid by mutual fund companies, and remuneration paid by U.S. market makers and exchanges in connection with U.S. trades. For more information, see the TD Waterhouse Canada Inc. Account and Service Agreements and Disclosure Documents booklet. It is also available online at tddirectinvesting.ca.

The name of the salesperson, dealer and/or market in this transaction will be provided upon request.

TD Direct Investing is a division of TD Waterhouse Canada Inc., a subsidiary of The Toronto-Dominion Bank.

Thank you for choosing TD Direct Investing.

TD Direct Investing
3500 STEELES AVE E
TOWER 2, 2ND FLOOR
MARKHAM ON L3R 0X1

TD Direct Investing

[redacted]

Transaction Confirmation

Account number and type
[redacted] - Margin Account - US

Questions?
Contact an Investment Representative
Toll Free 1 (877) 348-6722

Transaction on August 17, 2017

- **For settlement on:** August 22, 2017
- **Processed on:** August 17, 2017

Transaction	Security Description	Quantity	Price ($)	Amount ($)
You sold	TEVA PHARMACEUTICAL ADR	100	17.62	
		600	17.62	
		400	17.62	
		1,100		

Ticker symbol: TEVA
Security number: 660900
CUSIP ID: 881624209
Trade number: 602517
Trade processed by: RMPV

	Gross transaction amount	USD 19,382.00
Less	Commission	-4.99
Less	US tax	-0.45
Equals	**Net transaction amount**	**USD $19,376.56**

As agent, TD Direct Investing confirms the above sale on a U.S. OTC marketplace for settlement in your account.

Important information

Please review the information in this Transaction Confirmation carefully and let us know within 10 calendar days if there are any discrepancies.

Clients' accounts are protected by the Canadian Investor Protection Fund within specified limits. A brochure describing the nature and limits of coverage is available upon request.

Abbreviations used in the security descriptions
RS = Restricted shares
NVS = Non-voting shares
RVS = Restricted voting shares
SVS = Subordinate voting shares
MVS = Multiple voting shares
/D = DSC (Deferred Sales Charge)
/NL = No Load

Disclosure of sources of revenue
TD Direct Investing and/or parties related to us may earn revenue in addition to commission from the following sources: currency conversion charges on certain trades and mutual fund transactions, fees paid by issuers and others in connection with corporate actions and new issues, the sale of fixed income products, trailer fees paid by mutual fund companies, and remuneration paid by U.S. market makers and exchanges in connection with U.S. trades. For more information, see the TD Waterhouse Canada Inc. Account and Service Agreements and Disclosure Documents booklet. It is also available online at tddirectinvesting.ca.

The name of the salesperson, dealer and/or market in this transaction will be provided upon request.

TD Direct Investing is a division of TD Waterhouse Canada Inc., a subsidiary of The Toronto-Dominion Bank.

Thank you for choosing TD Direct Investing.

TD Direct Investing
3500 STEELES AVE E
TOWER 2, 2ND FLOOR
MARKHAM ON L3R 0X1

TD Direct Investing

[redacted]

Transaction Confirmation

Account number and type
[redacted] Margin Account - US

Questions?
Contact an Investment Representative
Toll Free 1 (877) 348-6722

Transaction on August 24, 2017

- **For settlement on:** August 29, 2017
- **Processed on:** August 24, 2017

Transaction	Security Description	Quantity	Price ($)	Amount ($)
You sold	TEVA PHARMACEUTICAL ADR	250	16.30	

Ticker symbol: TEVA
Security number: 660900
CUSIP ID: 881624209
Trade number: 632175
Trade processed by: RMPV

	Gross transaction amount	USD 4,075.00
Less	Commission	-4.99
Less	US tax	-0.10
Equals	**Net transaction amount**	**USD $4,069.91**

As agent, TD Direct Investing confirms the above sale on a U.S. OTC marketplace for settlement in your account.

Important information

Please review the information in this Transaction Confirmation carefully and let us know within 10 calendar days if there are any discrepancies.

Clients' accounts are protected by the Canadian Investor Protection Fund within specified limits. A brochure describing the nature and limits of coverage is available upon request.

Abbreviations used in the security descriptions
RS = Restricted shares
NVS = Non-voting shares
RVS = Restricted voting shares
SVS = Subordinate voting shares
MVS = Multiple voting shares
/D = DSC (Deferred Sales Charge)
/NL = No Load

Disclosure of sources of revenue
TD Direct Investing and/or parties related to us may earn revenue in addition to commission from the following sources: currency conversion charges on certain trades and mutual fund transactions, fees paid by issuers and others in connection with corporate actions and new issues, the sale of fixed income products, trailer fees paid by mutual fund companies, and remuneration paid by U.S. market makers and exchanges in connection with U.S. trades. For more information, see the TD Waterhouse Canada Inc. Account and Service Agreements and Disclosure Documents booklet. It is also available online at tddirectinvesting.ca.

The name of the salesperson, dealer and/or market in this transaction will be provided upon request.

TD Direct Investing is a division of TD Waterhouse Canada Inc., a subsidiary of The Toronto-Dominion Bank.

Thank you for choosing TD Direct Investing.

TD Direct Investing
3500 STEELES AVE E
TOWER 2, 2ND FLOOR
MARKHAM ON L3R 0X1

TD Direct Investing

[redacted]

Transaction Confirmation

Account number and type
[redacted]- Margin Account - US

Questions?
Contact an Investment Representative
Toll Free 1 (877) 348-6722

Transaction on August 25, 2017

- **For settlement on:** August 30, 2017
- **Processed on:** August 25, 2017

Transaction	Security Description	Quantity	Price ($)	Amount ($)
You sold	TEVA PHARMACEUTICAL ADR	100	16.55	

Ticker symbol: TEVA
Security number: 660900
CUSIP ID: 881624209
Trade number: 637760
Trade processed by: RMPV

	Gross transaction amount	USD 1,655.00
Less	Commission	-4.99
Less	US tax	-0.04
Equals	**Net transaction amount**	**USD $1,649.97**

As agent, TD Direct Investing confirms the above sale on a U.S. OTC marketplace for settlement in your account.

Important information

Please review the information in this Transaction Confirmation carefully and let us know within 10 calendar days if there are any discrepancies.

Clients' accounts are protected by the Canadian Investor Protection Fund within specified limits. A brochure describing the nature and limits of coverage is available upon request.

Abbreviations used in the security descriptions
RS = Restricted shares
NVS = Non-voting shares
RVS = Restricted voting shares
SVS = Subordinate voting shares
MVS = Multiple voting shares
/D = DSC (Deferred Sales Charge)
/NL = No Load

Disclosure of sources of revenue
TD Direct Investing and/or parties related to us may earn revenue in addition to commission from the following sources: currency conversion charges on certain trades and mutual fund transactions, fees paid by issuers and others in connection with corporate actions and new issues, the sale of fixed income products, trailer fees paid by mutual fund companies, and remuneration paid by U.S. market makers and exchanges in connection with U.S. trades. For more information, see the TD Waterhouse Canada Inc. Account and Service Agreements and Disclosure Documents booklet. It is also available online at tddirectinvesting.ca.

The name of the salesperson, dealer and/or market in this transaction will be provided upon request.

TD Direct Investing is a division of TD Waterhouse Canada Inc., a subsidiary of The Toronto-Dominion Bank.

Thank you for choosing TD Direct Investing.

TD Direct Investing
3500 STEELES AVE E
TOWER 2, 2ND FLOOR
MARKHAM ON L3R 0X1

TD Direct Investing

[redacted]

Transaction Confirmation

Account number and type
[redacted] - Margin Account - US

Questions?
Contact an Investment Representative
Toll Free 1 (877) 348-6722

Transaction on August 31, 2017

- **For settlement on:** September 06, 2017
- **Processed on:** September 01, 2017

Transaction	Security Description	Quantity	Price ($)	Amount ($)
You sold	TEVA PHARMACEUTICAL ADR AS OF AUG 31,2017	500	16.17	

Ticker symbol: TEVA
Security number: 660900
CUSIP ID: 881624209
Trade number: 660645
Trade processed by: RMPV

	Gross transaction amount	USD 8,085.00
Less	Commission	-4.99
Less	US tax	-0.19
Equals	**Net transaction amount**	**USD $8,079.82**

As agent, TD Direct Investing confirms the above sale on a U.S. OTC marketplace for settlement in your account.

Important information

Please review the information in this Transaction Confirmation carefully and let us know within 10 calendar days if there are any discrepancies.

Clients' accounts are protected by the Canadian Investor Protection Fund within specified limits. A brochure describing the nature and limits of coverage is available upon request.

Abbreviations used in the security descriptions
RS = Restricted shares
NVS = Non-voting shares
RVS = Restricted voting shares
SVS = Subordinate voting shares
MVS = Multiple voting shares
/D = DSC (Deferred Sales Charge)
/NL = No Load

Disclosure of sources of revenue
TD Direct Investing and/or parties related to us may earn revenue in addition to commission from the following sources: currency conversion charges on certain trades and mutual fund transactions, fees paid by issuers and others in connection with corporate actions and new issues, the sale of fixed income products, trailer fees paid by mutual fund companies, and remuneration paid by U.S. market makers and exchanges in connection with U.S. trades. For more information, see the TD Waterhouse Canada Inc. Account and Service Agreements and Disclosure Documents booklet. It is also available online at tddirectinvesting.ca.

The name of the salesperson, dealer and/or market in this transaction will be provided upon request.

TD Direct Investing is a division of TD Waterhouse Canada Inc., a subsidiary of The Toronto-Dominion Bank.

Thank you for choosing TD Direct Investing.

TD Direct Investing
3500 STEELES AVE E
TOWER 2, 2ND FLOOR
MARKHAM ON L3R 0X1

TD Direct Investing

Transaction Confirmation

[redacted]

Account number and type
[redacted] Margin Account - US

Questions?
Contact an Investment Representative
Toll Free 1 (877) 348-6722

Transaction on September 01, 2017

- **For settlement on:** September 07, 2017
- **Processed on:** September 05, 2017

Transaction	Security Description	Quantity	Price ($)	Amount ($)
You sold	TEVA PHARMACEUTICAL ADR AS OF SEP 01,2017	100	15.965	

Ticker symbol: TEVA
Security number: 660900
CUSIP ID: 881624209
Trade number: 004541
Trade processed by: RMPV

	Gross transaction amount	USD 1,596.50
Less	Commission	-4.99
Less	US tax	-0.04
Equals	**Net transaction amount**	**USD $1,591.47**

As agent, TD Direct Investing confirms the above sale on a U.S. OTC marketplace for settlement in your account.

Important information

Please review the information in this Transaction Confirmation carefully and let us know within 10 calendar days if there are any discrepancies.

Clients' accounts are protected by the Canadian Investor Protection Fund within specified limits. A brochure describing the nature and limits of coverage is available upon request.

Abbreviations used in the security descriptions
RS = Restricted shares
NVS = Non-voting shares
RVS = Restricted voting shares
SVS = Subordinate voting shares
MVS = Multiple voting shares
/D = DSC (Deferred Sales Charge)
/NL = No Load

Disclosure of sources of revenue
TD Direct Investing and/or parties related to us may earn revenue in addition to commission from the following sources: currency conversion charges on certain trades and mutual fund transactions, fees paid by issuers and others in connection with corporate actions and new issues, the sale of fixed income products, trailer fees paid by mutual fund companies, and remuneration paid by U.S. market makers and exchanges in connection with U.S. trades. For more information, see the TD Waterhouse Canada Inc. Account and Service Agreements and Disclosure Documents booklet. It is also available online at tddirectinvesting.ca.

The name of the salesperson, dealer and/or market in this transaction will be provided upon request.

TD Direct Investing is a division of TD Waterhouse Canada Inc., a subsidiary of The Toronto-Dominion Bank.

Thank you for choosing TD Direct Investing.

TD Direct Investing
3500 STEELES AVE E
TOWER 2, 2ND FLOOR
MARKHAM ON L3R 0X1

TD Direct Investing

Transaction Confirmation

[redacted]

Account number and type
[redacted] Margin Account - US

Questions?
Contact an Investment Representative
Toll Free 1 (877) 348-6722

Transaction on September 08, 2017

- **For settlement on:** September 12, 2017
- **Processed on:** September 08, 2017

Transaction	Security Description	Quantity	Price ($)	Amount ($)
You sold	TEVA PHARMACEUTICAL ADR	500	15.41	

Ticker symbol: TEVA
Security number: 660900
CUSIP ID: 881624209
Trade number: 028954
Trade processed by: RMPV

	Gross transaction amount	USD 7,705.00
Less	Commission	-4.99
Less	US tax	-0.18
Equals	**Net transaction amount**	**USD $7,699.83**

As agent, TD Direct Investing confirms the above sale on a U.S. OTC marketplace for settlement in your account.

Important information

Please review the information in this Transaction Confirmation carefully and let us know within 10 calendar days if there are any discrepancies.

Clients' accounts are protected by the Canadian Investor Protection Fund within specified limits. A brochure describing the nature and limits of coverage is available upon request.

Abbreviations used in the security descriptions
RS = Restricted shares
NVS = Non-voting shares
RVS = Restricted voting shares
SVS = Subordinate voting shares
MVS = Multiple voting shares
/D = DSC (Deferred Sales Charge)
/NL = No Load

Disclosure of sources of revenue
TD Direct Investing and/or parties related to us may earn revenue in addition to commission from the following sources: currency conversion charges on certain trades and mutual fund transactions, fees paid by issuers and others in connection with corporate actions and new issues, the sale of fixed income products, trailer fees paid by mutual fund companies, and remuneration paid by U.S. market makers and exchanges in connection with U.S. trades. For more information, see the TD Waterhouse Canada Inc. Account and Service Agreements and Disclosure Documents booklet. It is also available online at tddirectinvesting.ca.

The name of the salesperson, dealer and/or market in this transaction will be provided upon request.

TD Direct Investing is a division of TD Waterhouse Canada Inc., a subsidiary of The Toronto-Dominion Bank.

Thank you for choosing TD Direct Investing.

TD Direct Investing
3500 STEELES AVE E
TOWER 2, 2ND FLOOR
MARKHAM ON L3R 0X1

TD Direct Investing

[redacted]

Transaction Confirmation

Account number and type
[redacted] - Margin Account - US

Questions?
Contact an Investment Representative
Toll Free 1 (877) 348-6722

Transaction on September 12, 2017

- **For settlement on:** September 14, 2017
- **Processed on:** September 12, 2017

Transaction	Security Description	Quantity	Price ($)	Amount ($)
You sold	TEVA PHARMACEUTICAL ADR	41	19.20	

Ticker symbol: TEVA
Security number: 660900
CUSIP ID: 881624209
Trade number: 042703
Trade processed by: RMPV

	Gross transaction amount	USD 787.20
Less	Commission	-4.99
Less	US tax	-0.02
Equals	**Net transaction amount**	**USD $782.19**

As agent, TD Direct Investing confirms the above sale on a U.S. OTC marketplace for settlement in your account.

Important information

Please review the information in this Transaction Confirmation carefully and let us know within 10 calendar days if there are any discrepancies.

Clients' accounts are protected by the Canadian Investor Protection Fund within specified limits. A brochure describing the nature and limits of coverage is available upon request.

Abbreviations used in the security descriptions
RS = Restricted shares
NVS = Non-voting shares
RVS = Restricted voting shares
SVS = Subordinate voting shares
MVS = Multiple voting shares
/D = DSC (Deferred Sales Charge)
/NL = No Load

Disclosure of sources of revenue
TD Direct Investing and/or parties related to us may earn revenue in addition to commission from the following sources: currency conversion charges on certain trades and mutual fund transactions, fees paid by issuers and others in connection with corporate actions and new issues, the sale of fixed income products, trailer fees paid by mutual fund companies, and remuneration paid by U.S. market makers and exchanges in connection with U.S. trades. For more information, see the TD Waterhouse Canada Inc. Account and Service Agreements and Disclosure Documents booklet. It is also available online at tddirectinvesting.ca.

The name of the salesperson, dealer and/or market in this transaction will be provided upon request.

TD Direct Investing is a division of TD Waterhouse Canada Inc., a subsidiary of The Toronto-Dominion Bank.

Thank you for choosing TD Direct Investing.

TD Direct Investing
3500 STEELES AVE E
TOWER 2, 2ND FLOOR
MARKHAM ON L3R 0X1

TD Direct Investing

[redacted]

Transaction Confirmation

Account number and type
[redacted] Margin Account - US

Questions?
Contact an Investment Representative
Toll Free 1 (877) 348-6722

Transaction on September 12, 2017

- **For settlement on:** September 14, 2017
- **Processed on:** September 12, 2017

Transaction	Security Description	Quantity	Price ($)	Amount ($)
You sold	TEVA PHARMACEUTICAL ADR	400	19.25	

Ticker symbol: TEVA
Security number: 660900
CUSIP ID: 881624209
Trade number: 042660
Trade processed by: RMPV

	Gross transaction amount	USD 7,700.00
Less	Commission	-4.99
Less	US tax	-0.18
Equals	**Net transaction amount**	**USD $7,694.83**

As agent, TD Direct Investing confirms the above sale on a U.S. OTC marketplace for settlement in your account.

Important information

Please review the information in this Transaction Confirmation carefully and let us know within 10 calendar days if there are any discrepancies.

Clients' accounts are protected by the Canadian Investor Protection Fund within specified limits. A brochure describing the nature and limits of coverage is available upon request.

Abbreviations used in the security descriptions
RS = Restricted shares
NVS = Non-voting shares
RVS = Restricted voting shares
SVS = Subordinate voting shares
MVS = Multiple voting shares
/D = DSC (Deferred Sales Charge)
/NL = No Load

Disclosure of sources of revenue
TD Direct Investing and/or parties related to us may earn revenue in addition to commission from the following sources: currency conversion charges on certain trades and mutual fund transactions, fees paid by issuers and others in connection with corporate actions and new issues, the sale of fixed income products, trailer fees paid by mutual fund companies, and remuneration paid by U.S. market makers and exchanges in connection with U.S. trades. For more information, see the TD Waterhouse Canada Inc. Account and Service Agreements and Disclosure Documents booklet. It is also available online at tddirectinvesting.ca.

The name of the salesperson, dealer and/or market in this transaction will be provided upon request.

TD Direct Investing is a division of TD Waterhouse Canada Inc., a subsidiary of The Toronto-Dominion Bank.

Thank you for choosing TD Direct Investing.

TD Direct Investing
3500 STEELES AVE E
TOWER 2, 2ND FLOOR
MARKHAM ON L3R 0X1

TD Direct Investing

[redacted]

Transaction Confirmation

Account number and type
[redacted] - Margin Account - US

Questions?
Contact an Investment Representative
Toll Free 1 (877) 348-6722

Transaction on September 15, 2017

- **For settlement on:** September 19, 2017
- **Processed on:** September 15, 2017

Transaction	Security Description	Quantity	Price ($)	Amount ($)
You sold	TEVA PHARMACEUTICAL ADR	391	18.165	

Ticker symbol: TEVA
Security number: 660900
CUSIP ID: 881624209
Trade number: 060814
Trade processed by: RMPV

	Gross transaction amount	USD 7,102.52
Less	Commission	-4.99
Less	US tax	-0.17
Equals	**Net transaction amount**	**USD $7,097.36**

As agent, TD Direct Investing confirms the above sale on a U.S. OTC marketplace for settlement in your account.

Important information

Please review the information in this Transaction Confirmation carefully and let us know within 10 calendar days if there are any discrepancies.

Clients' accounts are protected by the Canadian Investor Protection Fund within specified limits. A brochure describing the nature and limits of coverage is available upon request.

Abbreviations used in the security descriptions
RS = Restricted shares
NVS = Non-voting shares
RVS = Restricted voting shares
SVS = Subordinate voting shares
MVS = Multiple voting shares
/D = DSC (Deferred Sales Charge)
/NL = No Load

Disclosure of sources of revenue
TD Direct Investing and/or parties related to us may earn revenue in addition to commission from the following sources: currency conversion charges on certain trades and mutual fund transactions, fees paid by issuers and others in connection with corporate actions and new issues, the sale of fixed income products, trailer fees paid by mutual fund companies, and remuneration paid by U.S. market makers and exchanges in connection with U.S. trades. For more information, see the TD Waterhouse Canada Inc. Account and Service Agreements and Disclosure Documents booklet. It is also available online at tddirectinvesting.ca.

The name of the salesperson, dealer and/or market in this transaction will be provided upon request.

TD Direct Investing is a division of TD Waterhouse Canada Inc., a subsidiary of The Toronto-Dominion Bank.

Thank you for choosing TD Direct Investing.

TD Direct Investing
3500 STEELES AVE E
TOWER 2, 2ND FLOOR
MARKHAM ON L3R 0X1

TD Direct Investing

[redacted]

Transaction Confirmation

Account number and type
[redacted] Margin Account - US

Questions?
Contact an Investment Representative
Toll Free 1 (877) 348-6722

Transaction on September 20, 2017

- **For settlement on:** September 22, 2017
- **Processed on:** September 20, 2017

Transaction	Security Description	Quantity	Price ($)	Amount ($)
You sold	TEVA PHARMACEUTICAL ADR	489	17.52	

Ticker symbol: TEVA
Security number: 660900
CUSIP ID: 881624209
Trade number: 079305
Trade processed by: RMPV

	Gross transaction amount	USD 8,567.28
Less	Commission	-4.99
Less	US tax	-0.20
Equals	**Net transaction amount**	**USD $8,562.09**

As agent, TD Direct Investing confirms the above sale on a U.S. OTC marketplace for settlement in your account.

Important information

Please review the information in this Transaction Confirmation carefully and let us know within 10 calendar days if there are any discrepancies.

Clients' accounts are protected by the Canadian Investor Protection Fund within specified limits. A brochure describing the nature and limits of coverage is available upon request.

Abbreviations used in the security descriptions
RS = Restricted shares
NVS = Non-voting shares
RVS = Restricted voting shares
SVS = Subordinate voting shares
MVS = Multiple voting shares
/D = DSC (Deferred Sales Charge)
/NL = No Load

Disclosure of sources of revenue
TD Direct Investing and/or parties related to us may earn revenue in addition to commission from the following sources: currency conversion charges on certain trades and mutual fund transactions, fees paid by issuers and others in connection with corporate actions and new issues, the sale of fixed income products, trailer fees paid by mutual fund companies, and remuneration paid by U.S. market makers and exchanges in connection with U.S. trades. For more information, see the TD Waterhouse Canada Inc. Account and Service Agreements and Disclosure Documents booklet. It is also available online at tddirectinvesting.ca.

The name of the salesperson, dealer and/or market in this transaction will be provided upon request.

TD Direct Investing is a division of TD Waterhouse Canada Inc., a subsidiary of The Toronto-Dominion Bank.

Thank you for choosing TD Direct Investing.

TD Direct Investing
3500 STEELES AVE E
TOWER 2, 2ND FLOOR
MARKHAM ON L3R 0X1

TD Direct Investing

[redacted]

Transaction Confirmation

Account number and type
[redacted] Margin Account - US

Questions?
Contact an Investment Representative
Toll Free 1 (877) 348-6722

Transaction on September 27, 2017

- **For settlement on:** September 29, 2017
- **Processed on:** September 27, 2017

Transaction	Security Description	Quantity	Price ($)	Amount ($)
You sold	TEVA PHARMACEUTICAL ADR	211	17.6649	

Ticker symbol: TEVA
Security number: 660900
CUSIP ID: 881624209
Trade number: 112934
Trade processed by: RMPV

	Gross transaction amount	USD 3,727.29
Less	Commission	-4.99
Less	US tax	-0.09
Equals	**Net transaction amount**	**USD $3,722.21**

As agent, TD Direct Investing confirms the above sale on a U.S. OTC marketplace for settlement in your account.

Important information

Please review the information in this Transaction Confirmation carefully and let us know within 10 calendar days if there are any discrepancies.

Clients' accounts are protected by the Canadian Investor Protection Fund within specified limits. A brochure describing the nature and limits of coverage is available upon request.

Abbreviations used in the security descriptions
RS = Restricted shares
NVS = Non-voting shares
RVS = Restricted voting shares
SVS = Subordinate voting shares
MVS = Multiple voting shares
/D = DSC (Deferred Sales Charge)
/NL = No Load

Disclosure of sources of revenue
TD Direct Investing and/or parties related to us may earn revenue in addition to commission from the following sources: currency conversion charges on certain trades and mutual fund transactions, fees paid by issuers and others in connection with corporate actions and new issues, the sale of fixed income products, trailer fees paid by mutual fund companies, and remuneration paid by U.S. market makers and exchanges in connection with U.S. trades. For more information, see the TD Waterhouse Canada Inc. Account and Service Agreements and Disclosure Documents booklet. It is also available online at tddirectinvesting.ca.

The name of the salesperson, dealer and/or market in this transaction will be provided upon request.

TD Direct Investing is a division of TD Waterhouse Canada Inc., a subsidiary of The Toronto-Dominion Bank.

Thank you for choosing TD Direct Investing.

TD Direct Investing
3500 STEELES AVE E
TOWER 2, 2ND FLOOR
MARKHAM ON L3R 0X1

TD Direct Investing

Transaction Confirmation

[redacted]

Account number and type
[redacted] Margin Account - US

Questions?
Contact an Investment Representative
Toll Free 1 (877) 348-6722

Transaction on September 29, 2017

- **For settlement on:** October 03, 2017
- **Processed on:** September 29, 2017

Transaction	Security Description	Quantity	Price ($)	Amount ($)
You sold	TEVA PHARMACEUTICAL ADR	1,200	17.34	

Ticker symbol: TEVA
Security number: 660900
CUSIP ID: 881624209
Trade number: 123709
Trade processed by: RMPV

	Gross transaction amount	USD 20,808.00
Less	Commission	-4.99
Less	US tax	-0.49
Equals	**Net transaction amount**	**USD $20,802.52**

As agent, TD Direct Investing confirms the above sale on a U.S. OTC marketplace for settlement in your account.

Important information

Please review the information in this Transaction Confirmation carefully and let us know within 10 calendar days if there are any discrepancies.

Clients' accounts are protected by the Canadian Investor Protection Fund within specified limits. A brochure describing the nature and limits of coverage is available upon request.

Abbreviations used in the security descriptions
RS = Restricted shares
NVS = Non-voting shares
RVS = Restricted voting shares
SVS = Subordinate voting shares
MVS = Multiple voting shares
/D = DSC (Deferred Sales Charge)
/NL = No Load

Disclosure of sources of revenue
TD Direct Investing and/or parties related to us may earn revenue in addition to commission from the following sources: currency conversion charges on certain trades and mutual fund transactions, fees paid by issuers and others in connection with corporate actions and new issues, the sale of fixed income products, trailer fees paid by mutual fund companies, and remuneration paid by U.S. market makers and exchanges in connection with U.S. trades. For more information, see the TD Waterhouse Canada Inc. Account and Service Agreements and Disclosure Documents booklet. It is also available online at tddirectinvesting.ca.

The name of the salesperson, dealer and/or market in this transaction will be provided upon request.

TD Direct Investing is a division of TD Waterhouse Canada Inc., a subsidiary of The Toronto-Dominion Bank.

Thank you for choosing TD Direct Investing.

TD Direct Investing
3500 STEELES AVE E
TOWER 2, 2ND FLOOR
MARKHAM ON L3R 0X1

TD Direct Investing

[redacted]

Transaction Confirmation

Account number and type
[redacted] Margin Account - US

Questions?
Contact an Investment Representative
Toll Free 1 (877) 348-6722

Transaction on October 02, 2017

- **For settlement on:** October 04, 2017
- **Processed on:** October 02, 2017

Transaction	Security Description	Quantity	Price ($)	Amount ($)
You sold	TEVA PHARMACEUTICAL ADR	450	18.485	

Ticker symbol: TEVA
Security number: 660900
CUSIP ID: 881624209
Trade number: 130047
Trade processed by: RMPV

	Gross transaction amount	USD 8,318.25
Less	Commission	-4.99
Less	US tax	-0.20
Equals	**Net transaction amount**	**USD $8,313.06**

As agent, TD Direct Investing confirms the above sale on a U.S. OTC marketplace for settlement in your account.

Important information

Please review the information in this Transaction Confirmation carefully and let us know within 10 calendar days if there are any discrepancies.

Clients' accounts are protected by the Canadian Investor Protection Fund within specified limits. A brochure describing the nature and limits of coverage is available upon request.

Abbreviations used in the security descriptions
RS = Restricted shares
NVS = Non-voting shares
RVS = Restricted voting shares
SVS = Subordinate voting shares
MVS = Multiple voting shares
/D = DSC (Deferred Sales Charge)
/NL = No Load

Disclosure of sources of revenue
TD Direct Investing and/or parties related to us may earn revenue in addition to commission from the following sources: currency conversion charges on certain trades and mutual fund transactions, fees paid by issuers and others in connection with corporate actions and new issues, the sale of fixed income products, trailer fees paid by mutual fund companies, and remuneration paid by U.S. market makers and exchanges in connection with U.S. trades. For more information, see the TD Waterhouse Canada Inc. Account and Service Agreements and Disclosure Documents booklet. It is also available online at tddirectinvesting.ca.

The name of the salesperson, dealer and/or market in this transaction will be provided upon request.

TD Direct Investing is a division of TD Waterhouse Canada Inc., a subsidiary of The Toronto-Dominion Bank.

Thank you for choosing TD Direct Investing.

TD Direct Investing
3500 STEELES AVE E
TOWER 2, 2ND FLOOR
MARKHAM ON L3R 0X1

TD Direct Investing

[redacted]

Transaction Confirmation

Account number and type
[redacted] - Margin Account - US

Questions?
Contact an Investment Representative
Toll Free 1 (877) 348-6722

Transaction on October 03, 2017

- **For settlement on:** October 05, 2017
- **Processed on:** October 03, 2017

Transaction	Security Description	Quantity	Price ($)	Amount ($)
You sold	TEVA PHARMACEUTICAL ADR	150	18.75	

Ticker symbol: TEVA
Security number: 660900
CUSIP ID: 881624209
Trade number: 137872
Trade processed by: RMPV

	Gross transaction amount	USD 2,812.50
Less	Commission	-4.99
Less	US tax	-0.07
Equals	**Net transaction amount**	**USD $2,807.44**

As agent, TD Direct Investing confirms the above sale on a U.S. OTC marketplace for settlement in your account.

Important information

Please review the information in this Transaction Confirmation carefully and let us know within 10 calendar days if there are any discrepancies.

Clients' accounts are protected by the Canadian Investor Protection Fund within specified limits. A brochure describing the nature and limits of coverage is available upon request.

Abbreviations used in the security descriptions
RS = Restricted shares
NVS = Non-voting shares
RVS = Restricted voting shares
SVS = Subordinate voting shares
MVS = Multiple voting shares
/D = DSC (Deferred Sales Charge)
/NL = No Load

Disclosure of sources of revenue
TD Direct Investing and/or parties related to us may earn revenue in addition to commission from the following sources: currency conversion charges on certain trades and mutual fund transactions, fees paid by issuers and others in connection with corporate actions and new issues, the sale of fixed income products, trailer fees paid by mutual fund companies, and remuneration paid by U.S. market makers and exchanges in connection with U.S. trades. For more information, see the TD Waterhouse Canada Inc. Account and Service Agreements and Disclosure Documents booklet. It is also available online at tddirectinvesting.ca.

The name of the salesperson, dealer and/or market in this transaction will be provided upon request.

TD Direct Investing is a division of TD Waterhouse Canada Inc., a subsidiary of The Toronto-Dominion Bank.

Thank you for choosing TD Direct Investing.

TD Direct Investing
3500 STEELES AVE E
TOWER 2, 2ND FLOOR
MARKHAM ON L3R 0X1

TD Direct Investing

[redacted]

Transaction Confirmation

Account number and type
[redacted] - Margin Account - US

Questions?
Contact an Investment Representative
Toll Free 1 (877) 348-6722

Transaction on October 04, 2017

- **For settlement on:** October 06, 2017
- **Processed on:** October 04, 2017

Transaction	Security Description	Quantity	Price ($)	Amount ($)
You sold	TEVA PHARMACEUTICAL ADR	9,700	16.2847	

Ticker symbol: TEVA
Security number: 660900
CUSIP ID: 881624209
Trade number: 143665
Trade processed by: RMPV

	Gross transaction amount	USD 157,961.59
Less	Commission	-4.99
Less	US tax	-3.65
Equals	**Net transaction amount**	**USD $157,952.95**

As agent, TD Direct Investing confirms the above sale on a U.S. OTC marketplace for settlement in your account.

Important information

Please review the information in this Transaction Confirmation carefully and let us know within 10 calendar days if there are any discrepancies.

Clients' accounts are protected by the Canadian Investor Protection Fund within specified limits. A brochure describing the nature and limits of coverage is available upon request.

Abbreviations used in the security descriptions
RS = Restricted shares
NVS = Non-voting shares
RVS = Restricted voting shares
SVS = Subordinate voting shares
MVS = Multiple voting shares
/D = DSC (Deferred Sales Charge)
/NL = No Load

Disclosure of sources of revenue
TD Direct Investing and/or parties related to us may earn revenue in addition to commission from the following sources: currency conversion charges on certain trades and mutual fund transactions, fees paid by issuers and others in connection with corporate actions and new issues, the sale of fixed income products, trailer fees paid by mutual fund companies, and remuneration paid by U.S. market makers and exchanges in connection with U.S. trades. For more information, see the TD Waterhouse Canada Inc. Account and Service Agreements and Disclosure Documents booklet. It is also available online at tddirectinvesting.ca.

The name of the salesperson, dealer and/or market in this transaction will be provided upon request.

TD Direct Investing is a division of TD Waterhouse Canada Inc., a subsidiary of The Toronto-Dominion Bank.

Thank you for choosing TD Direct Investing.

TD Direct Investing
3500 STEELES AVE E
TOWER 2, 2ND FLOOR
MARKHAM ON L3R 0X1

TD Direct Investing

[redacted]

Transaction Confirmation

Account number and type
[redacted] - Margin Account - US

Questions?
Contact an Investment Representative
Toll Free 1 (877) 348-6722

Transaction on October 06, 2017

- **For settlement on:** October 11, 2017
- **Processed on:** October 06, 2017

Transaction	Security Description	Quantity	Price ($)	Amount ($)
You sold	TEVA PHARMACEUTICAL ADR	800	15.8351	

Ticker symbol: TEVA
Security number: 660900
CUSIP ID: 881624209
Trade number: 158450
Trade processed by: RMPV

	Gross transaction amount	USD 12,668.08
Less	Commission	-4.99
Less	US tax	-0.30
Equals	**Net transaction amount**	**USD $12,662.79**

As agent, TD Direct Investing confirms the above sale on a U.S. OTC marketplace for settlement in your account.

Important information

Please review the information in this Transaction Confirmation carefully and let us know within 10 calendar days if there are any discrepancies.

Clients' accounts are protected by the Canadian Investor Protection Fund within specified limits. A brochure describing the nature and limits of coverage is available upon request.

Abbreviations used in the security descriptions
RS = Restricted shares
NVS = Non-voting shares
RVS = Restricted voting shares
SVS = Subordinate voting shares
MVS = Multiple voting shares
/D = DSC (Deferred Sales Charge)
/NL = No Load

Disclosure of sources of revenue
TD Direct Investing and/or parties related to us may earn revenue in addition to commission from the following sources: currency conversion charges on certain trades and mutual fund transactions, fees paid by issuers and others in connection with corporate actions and new issues, the sale of fixed income products, trailer fees paid by mutual fund companies, and remuneration paid by U.S. market makers and exchanges in connection with U.S. trades. For more information, see the TD Waterhouse Canada Inc. Account and Service Agreements and Disclosure Documents booklet. It is also available online at tddirectinvesting.ca.

The name of the salesperson, dealer and/or market in this transaction will be provided upon request.

TD Direct Investing is a division of TD Waterhouse Canada Inc., a subsidiary of The Toronto-Dominion Bank.

Thank you for choosing TD Direct Investing.

TD Direct Investing
3500 STEELES AVE E
TOWER 2, 2ND FLOOR
MARKHAM ON L3R 0X1

TD Direct Investing

[redacted]

Transaction Confirmation

Account number and type
[redacted] Margin Account - US

Questions?
Contact an Investment Representative
Toll Free 1 (877) 348-6722

Transaction on October 13, 2017

- **For settlement on:** October 17, 2017
- **Processed on:** October 13, 2017

Transaction	Security Description	Quantity	Price ($)	Amount ($)
You sold	TEVA PHARMACEUTICAL ADR	200	14.8651	

Ticker symbol: TEVA
Security number: 660900
CUSIP ID: 881624209
Trade number: 189485
Trade processed by: RMPV

	Gross transaction amount	USD 2,973.02
Less	Commission	-4.99
Less	US tax	-0.07
Equals	**Net transaction amount**	**USD $2,967.96**

As agent, TD Direct Investing confirms the above sale on a U.S. OTC marketplace for settlement in your account.

Important information

Please review the information in this Transaction Confirmation carefully and let us know within 10 calendar days if there are any discrepancies.

Clients' accounts are protected by the Canadian Investor Protection Fund within specified limits. A brochure describing the nature and limits of coverage is available upon request.

Abbreviations used in the security descriptions
RS = Restricted shares
NVS = Non-voting shares
RVS = Restricted voting shares
SVS = Subordinate voting shares
MVS = Multiple voting shares
/D = DSC (Deferred Sales Charge)
/NL = No Load

Disclosure of sources of revenue
TD Direct Investing and/or parties related to us may earn revenue in addition to commission from the following sources: currency conversion charges on certain trades and mutual fund transactions, fees paid by issuers and others in connection with corporate actions and new issues, the sale of fixed income products, trailer fees paid by mutual fund companies, and remuneration paid by U.S. market makers and exchanges in connection with U.S. trades. For more information, see the TD Waterhouse Canada Inc. Account and Service Agreements and Disclosure Documents booklet. It is also available online at tddirectinvesting.ca.

The name of the salesperson, dealer and/or market in this transaction will be provided upon request.

TD Direct Investing is a division of TD Waterhouse Canada Inc., a subsidiary of The Toronto-Dominion Bank.

Thank you for choosing TD Direct Investing.

TD Direct Investing
3500 STEELES AVE E
TOWER 2, 2ND FLOOR
MARKHAM ON L3R 0X1

TD Direct Investing

[redacted]

Transaction Confirmation

Account number and type
[redacted] Margin Account - US

Questions?
Contact an Investment Representative
Toll Free 1 (877) 348-6722

Transaction on November 02, 2017

- **For settlement on:** November 06, 2017
- **Processed on:** November 02, 2017

Transaction	Security Description	Quantity	Price ($)	Amount ($)
You sold	TEVA PHARMACEUTICAL ADR	850	12.23	
		750	12.23	
		400	12.23	
		2,000		

Ticker symbol: TEVA
Security number: 660900
CUSIP ID: 881624209
Trade number: 289472
Trade processed by: RMPV

	Gross transaction amount	USD 24,460.00
Less	Commission	-4.99
Less	US tax	-0.57
Equals	**Net transaction amount**	**USD $24,454.44**

As agent, TD Direct Investing confirms the above sale on a U.S. OTC marketplace for settlement in your account.

Important information

Please review the information in this Transaction Confirmation carefully and let us know within 10 calendar days if there are any discrepancies.

Clients' accounts are protected by the Canadian Investor Protection Fund within specified limits. A brochure describing the nature and limits of coverage is available upon request.

Abbreviations used in the security descriptions
RS = Restricted shares
NVS = Non-voting shares
RVS = Restricted voting shares
SVS = Subordinate voting shares
MVS = Multiple voting shares
/D = DSC (Deferred Sales Charge)
/NL = No Load

Disclosure of sources of revenue
TD Direct Investing and/or parties related to us may earn revenue in addition to commission from the following sources: currency conversion charges on certain trades and mutual fund transactions, fees paid by issuers and others in connection with corporate actions and new issues, the sale of fixed income products, trailer fees paid by mutual fund companies, and remuneration paid by U.S. market makers and exchanges in connection with U.S. trades. For more information, see the TD Waterhouse Canada Inc. Account and Service Agreements and Disclosure Documents booklet. It is also available online at tddirectinvesting.ca.

The name of the salesperson, dealer and/or market in this transaction will be provided upon request.

TD Direct Investing is a division of TD Waterhouse Canada Inc., a subsidiary of The Toronto-Dominion Bank.

Thank you for choosing TD Direct Investing.

TD Direct Investing
3500 STEELES AVE E
TOWER 2, 2ND FLOOR
MARKHAM ON L3R 0X1

TD Direct Investing

[redacted]

Transaction Confirmation

Account number and type
[redacted] Margin Account - US

Questions?
Contact an Investment Representative
Toll Free 1 (877) 348-6722

Transaction on November 02, 2017

- **For settlement on:** November 06, 2017
- **Processed on:** November 02, 2017

Transaction	Security Description	Quantity	Price ($)	Amount ($)
You sold	TEVA PHARMACEUTICAL ADR	1,000	12.10	
		1,000	12.10	
		2,000		

Ticker symbol: TEVA
Security number: 660900
CUSIP ID: 881624209
Trade number: 289476
Trade processed by: RMPV

	Gross transaction amount	USD 24,200.00
Less	Commission	-4.99
Less	US tax	-0.56
Equals	**Net transaction amount**	**USD $24,194.45**

As agent, TD Direct Investing confirms the above sale on a U.S. OTC marketplace for settlement in your account.

Important information

Please review the information in this Transaction Confirmation carefully and let us know within 10 calendar days if there are any discrepancies.

Clients' accounts are protected by the Canadian Investor Protection Fund within specified limits. A brochure describing the nature and limits of coverage is available upon request.

Abbreviations used in the security descriptions
RS = Restricted shares
NVS = Non-voting shares
RVS = Restricted voting shares
SVS = Subordinate voting shares
MVS = Multiple voting shares
/D = DSC (Deferred Sales Charge)
/NL = No Load

Disclosure of sources of revenue
TD Direct Investing and/or parties related to us may earn revenue in addition to commission from the following sources: currency conversion charges on certain trades and mutual fund transactions, fees paid by issuers and others in connection with corporate actions and new issues, the sale of fixed income products, trailer fees paid by mutual fund companies, and remuneration paid by U.S. market makers and exchanges in connection with U.S. trades. For more information, see the TD Waterhouse Canada Inc. Account and Service Agreements and Disclosure Documents booklet. It is also available online at tddirectinvesting.ca.

The name of the salesperson, dealer and/or market in this transaction will be provided upon request.

TD Direct Investing is a division of TD Waterhouse Canada Inc., a subsidiary of The Toronto-Dominion Bank.

Thank you for choosing TD Direct Investing.

TD Direct Investing
3500 STEELES AVE E
TOWER 2, 2ND FLOOR
MARKHAM ON L3R 0X1

TD Direct Investing

Transaction Confirmation

[redacted]

Account number and type
[redacted] Margin Account - US

Questions?
Contact an Investment Representative
Toll Free 1 (877) 348-6722

Transaction on November 02, 2017

- **For settlement on:** November 06, 2017
- **Processed on:** November 02, 2017

Transaction	Security Description	Quantity	Price ($)	Amount ($)
You sold	TEVA PHARMACEUTICAL ADR	2,100	12.40	
		400	12.40	
		2,500		

Ticker symbol: TEVA
Security number: 660900
CUSIP ID: 881624209
Trade number: 289470
Trade processed by: RMPV

	Gross transaction amount	USD 31,000.00
Less	Commission	-4.99
Less	US tax	-0.72
Equals	**Net transaction amount**	**USD $30,994.29**

As agent, TD Direct Investing confirms the above sale on a U.S. OTC marketplace for settlement in your account.

Important information

Please review the information in this Transaction Confirmation carefully and let us know within 10 calendar days if there are any discrepancies.

Clients' accounts are protected by the Canadian Investor Protection Fund within specified limits. A brochure describing the nature and limits of coverage is available upon request.

Abbreviations used in the security descriptions
RS = Restricted shares
NVS = Non-voting shares
RVS = Restricted voting shares
SVS = Subordinate voting shares
MVS = Multiple voting shares
/D = DSC (Deferred Sales Charge)
/NL = No Load

Disclosure of sources of revenue
TD Direct Investing and/or parties related to us may earn revenue in addition to commission from the following sources: currency conversion charges on certain trades and mutual fund transactions, fees paid by issuers and others in connection with corporate actions and new issues, the sale of fixed income products, trailer fees paid by mutual fund companies, and remuneration paid by U.S. market makers and exchanges in connection with U.S. trades. For more information, see the TD Waterhouse Canada Inc. Account and Service Agreements and Disclosure Documents booklet. It is also available online at tddirectinvesting.ca.

The name of the salesperson, dealer and/or market in this transaction will be provided upon request.

TD Direct Investing is a division of TD Waterhouse Canada Inc., a subsidiary of The Toronto-Dominion Bank.

Thank you for choosing TD Direct Investing.

TD Direct Investing
3500 STEELES AVE E
TOWER 2, 2ND FLOOR
MARKHAM ON L3R 0X1

TD Direct Investing

[redacted]

Transaction Confirmation

Account number and type
[redacted] Margin Account - US

Questions?
Contact an Investment Representative
Toll Free 1 (877) 348-6722

Transaction on November 02, 2017

- **For settlement on:** November 06, 2017
- **Processed on:** November 02, 2017

Transaction	Security Description	Quantity	Price ($)	Amount ($)
You sold	TEVA PHARMACEUTICAL ADR	900	12.35	
		100	12.35	
		1,000		

Ticker symbol: TEVA
Security number: 660900
CUSIP ID: 881624209
Trade number: 289469
Trade processed by: RMPV

	Gross transaction amount	USD 12,350.00
Less	Commission	-4.99
Less	US tax	-0.29
Equals	**Net transaction amount**	**USD $12,344.72**

As agent, TD Direct Investing confirms the above sale on a U.S. OTC marketplace for settlement in your account.

Important information

Please review the information in this Transaction Confirmation carefully and let us know within 10 calendar days if there are any discrepancies.

Clients' accounts are protected by the Canadian Investor Protection Fund within specified limits. A brochure describing the nature and limits of coverage is available upon request.

Abbreviations used in the security descriptions
RS = Restricted shares
NVS = Non-voting shares
RVS = Restricted voting shares
SVS = Subordinate voting shares
MVS = Multiple voting shares
/D = DSC (Deferred Sales Charge)
/NL = No Load

Disclosure of sources of revenue
TD Direct Investing and/or parties related to us may earn revenue in addition to commission from the following sources: currency conversion charges on certain trades and mutual fund transactions, fees paid by issuers and others in connection with corporate actions and new issues, the sale of fixed income products, trailer fees paid by mutual fund companies, and remuneration paid by U.S. market makers and exchanges in connection with U.S. trades. For more information, see the TD Waterhouse Canada Inc. Account and Service Agreements and Disclosure Documents booklet. It is also available online at tddirectinvesting.ca.

The name of the salesperson, dealer and/or market in this transaction will be provided upon request.

TD Direct Investing is a division of TD Waterhouse Canada Inc., a subsidiary of The Toronto-Dominion Bank.

Thank you for choosing TD Direct Investing.

TD Direct Investing
3500 STEELES AVE E
TOWER 2, 2ND FLOOR
MARKHAM ON L3R 0X1

TD Direct Investing

[redacted]

Transaction Confirmation

Account number and type
[redacted] - Margin Account - US

Questions?
Contact an Investment Representative
Toll Free 1 (877) 348-6722

Transaction on November 02, 2017

- **For settlement on:** November 06, 2017
- **Processed on:** November 02, 2017

Transaction	Security Description	Quantity	Price ($)	Amount ($)
You sold	TEVA PHARMACEUTICAL ADR	4,000	12.15	

Ticker symbol: TEVA
Security number: 660900
CUSIP ID: 881624209
Trade number: 289475
Trade processed by: RMPV

	Gross transaction amount	USD 48,600.00
Less	Commission	-4.99
Less	US tax	-1.13
Equals	**Net transaction amount**	**USD $48,593.88**

As agent, TD Direct Investing confirms the above sale on a U.S. OTC marketplace for settlement in your account.

Important information

Please review the information in this Transaction Confirmation carefully and let us know within 10 calendar days if there are any discrepancies.

Clients' accounts are protected by the Canadian Investor Protection Fund within specified limits. A brochure describing the nature and limits of coverage is available upon request.

Abbreviations used in the security descriptions
RS = Restricted shares
NVS = Non-voting shares
RVS = Restricted voting shares
SVS = Subordinate voting shares
MVS = Multiple voting shares
/D = DSC (Deferred Sales Charge)
/NL = No Load

Disclosure of sources of revenue
TD Direct Investing and/or parties related to us may earn revenue in addition to commission from the following sources: currency conversion charges on certain trades and mutual fund transactions, fees paid by issuers and others in connection with corporate actions and new issues, the sale of fixed income products, trailer fees paid by mutual fund companies, and remuneration paid by U.S. market makers and exchanges in connection with U.S. trades. For more information, see the TD Waterhouse Canada Inc. Account and Service Agreements and Disclosure Documents booklet. It is also available online at tddirectinvesting.ca.

The name of the salesperson, dealer and/or market in this transaction will be provided upon request.

TD Direct Investing is a division of TD Waterhouse Canada Inc., a subsidiary of The Toronto-Dominion Bank.

Thank you for choosing TD Direct Investing.

TD Direct Investing
3500 STEELES AVE E
TOWER 2, 2ND FLOOR
MARKHAM ON L3R 0X1

TD Direct Investing

[redacted]

Transaction Confirmation

Account number and type
[redacted] TD Waterhouse Tax-Free Savings Account - US

Questions?
Contact an Investment Representative
Toll Free 1 (800) 668-1972

Transaction on August 09, 2017

- **For settlement on:** August 14, 2017
- **Processed on:** August 09, 2017

Transaction	Security Description	Quantity	Price ($)	Amount ($)
You bought	TEVA PHARMACEUTICAL ADR GX-050779	31	17.885	

Ticker symbol: TEVA
Security number: 660900
CUSIP ID: 881624209
Trade number: 006666
Trade processed by: 9EON

	Gross transaction amount	USD 554.44
Plus	Commission	4.99
Equals	**Net transaction amount**	**USD $559.43**

As agent, TD Direct Investing confirms the above purchase on a US listed marketplace for settlement in your account.

Important information

Please review the information in this Transaction Confirmation carefully and let us know within 10 calendar days if there are any discrepancies.

Clients' accounts are protected by the Canadian Investor Protection Fund within specified limits. A brochure describing the nature and limits of coverage is available upon request.

Abbreviations used in the security descriptions
RS = Restricted shares
NVS = Non-voting shares
RVS = Restricted voting shares
SVS = Subordinate voting shares
MVS = Multiple voting shares
/D = DSC (Deferred Sales Charge)
/NL = No Load

Disclosure of sources of revenue
TD Direct Investing and/or parties related to us may earn revenue in addition to commission from the following sources: currency conversion charges on certain trades and mutual fund transactions, fees paid by issuers and others in connection with corporate actions and new issues, the sale of fixed income products, trailer fees paid by mutual fund companies, and remuneration paid by U.S. market makers and exchanges in connection with U.S. trades. For more information, see the TD Waterhouse Canada Inc. Account and Service Agreements and Disclosure Documents booklet. It is also available online at tddirectinvesting.ca.

The name of the salesperson, dealer and/or market in this transaction will be provided upon request.

TD Direct Investing is a division of TD Waterhouse Canada Inc., a subsidiary of The Toronto-Dominion Bank.

Thank you for choosing TD Direct Investing.

Account #

[redacted]

USD - TAX FREE

TD Direct Investing
3500 STEELES AVE E
TOWER 2, 2ND FLOOR
MARKHAM ON L3R 0X1

TD Direct Investing

[redacted]

Transaction Confirmation

Account number and type
[redacted] TD Waterhouse Tax-Free Savings Account - US

Questions?
Contact an Investment Representative
Toll Free 1 (800) 668-1972

Transaction on November 02, 2017

- **For settlement on:** November 06, 2017
- **Processed on:** November 02, 2017

Transaction	Security Description	Quantity	Price ($)	Amount ($)
You sold	TEVA PHARMACEUTICAL ADR BL-062442	31	12.00	

Ticker symbol: TEVA
Security number: 660900
CUSIP ID: 881624209
Trade number: 004253
Trade processed by: 9EON

	Gross transaction amount	USD 372.00
Less	Commission	-4.99
Less	US tax	-0.01
Equals	**Net transaction amount**	**USD $367.00**

As agent, TD Direct Investing confirms the above sale on a US listed marketplace for settlement in your account.

Important information

Please review the information in this Transaction Confirmation carefully and let us know within 10 calendar days if there are any discrepancies.

Clients' accounts are protected by the Canadian Investor Protection Fund within specified limits. A brochure describing the nature and limits of coverage is available upon request.

Abbreviations used in the security descriptions
RS = Restricted shares
NVS = Non-voting shares
RVS = Restricted voting shares
SVS = Subordinate voting shares
MVS = Multiple voting shares
/D = DSC (Deferred Sales Charge)
/NL = No Load

Disclosure of sources of revenue
TD Direct Investing and/or parties related to us may earn revenue in addition to commission from the following sources: currency conversion charges on certain trades and mutual fund transactions, fees paid by issuers and others in connection with corporate actions and new issues, the sale of fixed income products, trailer fees paid by mutual fund companies, and remuneration paid by U.S. market makers and exchanges in connection with U.S. trades. For more information, see the TD Waterhouse Canada Inc. Account and Service Agreements and Disclosure Documents booklet. It is also available online at tddirectinvesting.ca.

The name of the salesperson, dealer and/or market in this transaction will be provided upon request.

TD Direct Investing is a division of TD Waterhouse Canada Inc., a subsidiary of The Toronto-Dominion Bank.

Thank you for choosing TD Direct Investing.

[redacted]

[redacted]

To:

EPIQ CLASS ACTION &
CLAIMS SOLUTIONS, INC.
IN RE TEVA SECURITIES LITIGATION
P.O. BOX 3565
PORTLAND, ORIGON. USA
97208-3565

[redacted]

COPY
Document Control

In re Teva Securities Litigation
c/o Epiq Class Action & Claims Solutions, Inc.
PO Box 3565
Portland, OR 97208-3565

Website: www.TevaSecuritiesLitigation.com
Email: info@TevaSecuritiesLitigation.com
Phone: 1-855-675-3124
Phone Outside the US and Canada: 1-503-520-4435

400533930016949105
000 0000021 00000000 0001 0001 00021 INS: 0 0

[redacted]

Claim Number: [redacted]

Response Deadline: April 9, 2023

March 20, 2023

Notice of Deficient Proof of Claim Submission

Dear Claimant:

We have determined that the Proof of Claim and Release Form ("Claim") that you submitted in connection with the settlement obtained in *In re Teva Securities Litigation* (Case No. 3:17-cv-00558 (SRU) is deficient or ineligible for the reason(s) identified below. To resolve those deficiencies, you must submit, postmarked no later than the Response Deadline printed at the top of this Notice, a written response with any required documentation, as specified below, together with a copy of this notice. **If you fail to do so, your Claim will be rejected to the extent that those deficient conditions remain uncured. This Notice is the only notice that you will receive with respect to the Claim identified at the top of this Notice.**

PLEASE NOTE: The Court-approved Plan of Allocation of Net Settlement Fund (the "Plan of Allocation"), which governs the administration of all proofs of claim submitted in connection with the settlement, is set forth in Appendix A of the Long-Form Notice of Pendency and Proposed Settlement of Class Action (the "Long-Form Notice"). The Long-Form Notice may be viewed on or downloaded from www.TevaSecuritiesLitigation.com.

Ineligibility Condition: No Recognized Claim.

In accordance with the Court-approved Plan of Allocation, the "Recognized Claim" amount for your Claim, which, as defined in paragraph 15 of the Plan of Allocation, is the sum of the "Recognized Loss Amount," which is defined in paragraph 1 of the Plan of Allocation, calculated for each purchase or acquisition of eligible Teva Securities, must calculate to a loss for your Claim to be included in the list of eligible claims presented to the Court for approval. Your Recognized Claim may not calculate to a loss because the Recognized Loss Amount for each purchase or acquisition of eligible Teva Securities is a negative number or zero (see paragraph 3 of the Plan of Allocation). Because your Recognized Claim does not calculate to a loss, your Claim is not eligible to receive a distribution from the Net Settlement Fund. Unless you had additional transactions in eligible Teva Securities during the Class Period (i.e., February 6, 2014, through May 10, 2019, inclusive) that are not reflected in your Claim, this is NOT a curable deficiency.

How to Resolve: This condition of ineligibility may be resolved only by submitting additional transactions in eligible Teva Securities during the Class Period that were not previously reflected in your Claim and that will cause your Recognized Claim to calculate to a loss. For additional information, please reference the Plan of Allocation. You must also support any additional transactions with acceptable documentation. Acceptable documentation includes securities brokers' confirmation slips, month- and year-end account statements, or similar documentation. Self-generated documents are not acceptable.

PLEASE NOTE: Curing this condition of ineligibility is an absolute requirement for your Claim to be eligible to participate in the settlement. If other deficiencies have been identified and you cure them, your Claim still will not be eligible, even for "partial acceptance," unless this deficiency is cured.

PLEASE ALSO NOTE that, even if you cure the identified deficiency(ies), your Claim must have a "Recognized Claim" amount (which, as defined in the Plan of Allocation, is the sum of the "Recognized Loss Amount," as defined in the Plan of Allocation, calculated for each purchase or acquisition of eligible Teva securities) to be included in the list of eligible claims presented to the Court for approval.

If you disagree with the deficiency condition(s) identified in this Notice, you may contact us for assistance and/or request Court review of our administrative determination regarding your Claim. To request Court review of your Claim, you must send, postmarked no later than the Response Deadline, to the Claims Administrator at the address printed at the top of this Notice, a letter that must: (1) include a copy of this Notice; (2) specifically state that you request Court review of the full or partial rejection of your Claim; (3) state in full the bases for your contest of the full or partial rejection of your Claim; and (4) include any and all supporting documentation. If the dispute concerning your Claim cannot be resolved thereafter, your Claim will be presented to the Court for review. Should that occur, your Claim and your contest letter, together with the supporting documentation (with financial account numbers and certain other information redacted), may be filed with the Court and be available to the public. **PLEASE NOTE: COURT REVIEW SHOULD ONLY BE SOUGHT IF YOU DISAGREE WITH THE CLAIMS ADMINISTRATOR'S DETERMINATION REGARDING YOUR CLAIM.**

If you have any questions about this Notice or if you want to confirm the status of your Claim after you submit a response to this Notice, please contact us at the toll-free number or email address noted above.

Sincerely,
Claims Administrator

[redacted]

April 3 2023 [redacted]

In re Teva Securities Litigation

c/o Epiq Class Action & Claims Solutions, Inc.

P.O. Box 3565

Portland, Oregon. 97208-3565

ATTN: CLAIMS ADMINISTRATOR

It has been brought to my attention the original claim forms sent previously were filled out incorrectly. In review, the majority of the file, specifically dealing with my US Margin Account #[redacted] with TD Direct Investing, was left out of the assessment. I therefore request a Court Review of the full rejection of my claim [redacted]. Please review and accept the enclosed corrected forms.

My loss is quite substantial, amounting in sum total to US$138,826.33.

Thank you for your assistance in this matter.

Sincerely,

[redacted]

[redacted]

Encl: Claim Number #[redacted]

TEVA
MARCH 18/22

PROOF OF CLAIM AND RELEASE

GENERAL INSTRUCTIONS

1. To recover as a Settlement Class Member based on your claims in In re Teva Securities Litigation, Case No. 3:17-cv-00558 (SRU) (the "Litigation"), you must complete and, on page 10 hereof, sign this Proof of Claim and Release form ("Proof of Claim and Release"). If you fail to submit a proper (as set forth in paragraph 3 below) Proof of Claim and Release, your claim may be rejected, and you may be precluded from any recovery from the Net Settlement Fund created in connection with the proposed settlement of the Litigation.[1]

2. Submission of this Proof of Claim and Release, however, does not assure that you will share in the proceeds of the Settlement in the Litigation. To share in the proceeds, the Claims Administrator must determine, based on the information in your Proof of Claim and Release, that you have a Recognized Claim as a result of your purchases or acquisitions of Teva Securities (defined below) during the period from February 6, 2014, through May 10, 2019, inclusive. The Teva Securities are the following: (1) Teva Pharmaceutical Industries Ltd. ("Teva") American Depositary Shares ("ADS") (ISIN US8816242098; CUSIP 881624209); (2) Teva 7% mandatory convertible preferred shares ("Preferred Shares") (ISIN IL0062905489; CUSIP M8769Q 136); and the following Teva Pharmaceutical Finance Netherlands III B.V. ("Teva Finance") U.S.-dollar-denominated senior notes: (3) 1.400% Senior Notes due July 20, 2018 (ISIN US88167AAA97; CUSIP 88167A AA9); (4) 1.700% Senior Notes due July 19, 2019 (ISIN US88167AAB70; CUSIP 88167A AB7); (5) 2.200% Senior Notes due July 21, 2021 (ISIN US88167AAC53; CUSIP 88167A AC5); (6) 2.800% Senior Notes due July 21, 2023 (ISIN US88167AAD37; CUSIP 88167A AD3); (7) 3.150% Senior Notes due October 1, 2026 (ISIN US88167AAE10; CUSIP 88167A AE1); and (8) 4.1% Senior Notes due October 1, 2046 (ISIN US88167AAF84; CUSIP 88167A AF8) (collectively, the "Notes").

3. **THIS PROOF OF CLAIM AND RELEASE FORM, ACCOMPANIED BY COPIES OF THE DOCUMENTS REQUESTED HEREIN, MUST BE SUBMITTED ONLINE AT WWW.TEVASECURITIESLITIGATION.COM NO LATER THAN MAY 17, 2022, OR, IF MAILED, BE POSTMARKED NO LATER THAN MAY 17, 2022, ADDRESSED AS FOLLOWS:**

Epiq Class Action & Claims Solutions, Inc.
In re Teva Securities Litigation
P.O. Box 3565
Portland, OR 97208-3565

FOR DIRECT ACTION PLAINTIFFS (AS DEFINED IN APPENDIX B OF THE LONG-FORM NOTICE), THIS PROOF OF CLAIM AND RELEASE FORM, ACCOMPANIED BY COPIES OF THE DOCUMENTS REQUESTED HEREIN, MUST BE SUBMITTED ONLINE AT WWW.TEVASECURITIESLITIGATION.COM OR POSTMARKED NO LATER THAN MAY 2, 2022, WITH SIMULTANEOUS COPIES EMAILED TO CLASS COUNSEL AT TEVASETTLEMENT@BFALAW.COM AND COUNSEL FOR DEFENDANTS AT TEVASETTLEMENT@KASOWITZ.COM.

4. If you are a Settlement Class Member, you are bound by the terms of any judgment entered in the Litigation, including the releases provided therein, WHETHER OR NOT YOU SUBMIT A PROOF OF CLAIM AND RELEASE OR RECEIVE A PAYMENT, unless you timely and validly request exclusion from the Settlement Class pursuant to the Notice. If you request exclusion, DO NOT submit a Proof of Claim and Release because you are not eligible to do so. If you are NOT a member of the Settlement Class (as defined in the Notice) DO NOT submit a Proof of Claim and Release.

5. If you are a member of the Settlement Class and you did not timely request exclusion from the Settlement Class, you will be bound by the terms of any judgment entered in the Litigation, including the releases provided therein, WHETHER OR NOT YOU SUBMIT A PROOF OF CLAIM AND RELEASE OR RECEIVE A PAYMENT.

I. CLAIMANT IDENTIFICATION

1. If you purchased or acquired Teva Securities during the period from February 6, 2014, through May 10, 2019, inclusive, and held the Teva Securities in your name, you are the beneficial purchaser or acquirer as well as the record purchaser or acquirer. If, however, the Teva Securities were registered in the name of a third party, such as a nominee or brokerage firm, you are the beneficial purchaser and the third party is a record purchaser.

[1] Unless otherwise stated, all terms used in this Proof of Claim and Release shall have the same meanings as set forth in the Stipulation of Settlement filed with the Court.

2. Use the form below entitled "Claimant Identification" to identify each beneficial purchaser or acquirer of Teva Securities that forms the basis of this claim, as well as the record purchaser or acquirer if different. THIS CLAIM MUST BE FILED BY THE ACTUAL BENEFICIAL PURCHASER OR PURCHASERS, OR THE LEGAL REPRESENTATIVE OF SUCH PURCHASER OR PURCHASERS OF THE TEVA SECURITIES UPON WHICH THIS CLAIM IS BASED.

3. All joint purchasers must sign this Proof of Claim and Release. Executors, administrators, guardians, conservators, and trustees must complete and sign this Proof of Claim and Release on behalf of Persons represented by them; their authority must accompany this Proof of Claim and Release, and their titles or capacities must be stated. The Social Security (or taxpayer identification) number and telephone number of the beneficial owner may be used in verifying the claim. Failure to provide the foregoing information could delay verification of your claim or result in rejection of the claim.

CLAIMANT IDENTIFICATION

The Claims Administrator will use this information for all communications regarding this Proof of Claim and Release. If this information changes, you MUST notify the Claims Administrator in writing at the address above. Complete names of all persons and entities must be provided.

Beneficial Owner's First Name **MI** **Beneficial Owner's Last Name**

[redacted]

Co-Beneficial Owner's First Name **MI** **Co-Beneficial Owner's Last Name**

Entity Name (if claimant is not an individual)

Representative or Custodian Name (if different from Beneficial Owner(s) listed above)

Address1 (street name and number)

[redacted]

Address2 (apartment, unit or box number)

[redacted]

City **State** **ZIP Code**

[redacted]

Foreign Country (only if not USA)

[redacted]

Social Security Number (last four digits only) OR Taxpayer Identification Number

OR [redacted]

Country Code (+1 for U.S. telephone numbers)

[redacted]

Email Address

[redacted]

Account Number (3 ACCOUNTS)

[redacted]

Account Type (check appropriate box)

☒ **Individual (includes joint owner accounts)** ☐ **Pension Plan** ☐ **Trust**

☐ **Corporation** ☐ **Estate**

☐ **IRA/401K** ☐ **Other** _____ **(please specify)**

II. IDENTIFICATION OF TRANSACTIONS

1. Use the form below entitled "Schedule of Transactions in Teva Securities" to supply all required details of your transaction(s). If you need more space or additional schedules, attach separate sheets giving all of the required information in substantively the same form. Sign and print or type your name on each additional sheet.

2. On the schedules, provide all of the requested information with respect to ***all*** of your purchases or acquisitions and ***all*** of your sales of Teva Securities that took place at any time during the Class Period (from February 6, 2014 through May 10, 2019, inclusive) and as directed below, whether such transactions resulted in a profit or a loss. You must also provide all of the requested information with respect to the Teva Securities you held at the opening of trading and the close of trading on the dates specified below. Failure to report all such transactions may result in the rejection of your claim.

3. List each transaction separately and in chronological order by trade date, beginning with the earliest. You must accurately provide the month, day, and year of each transaction you list.

4. For each transaction, you must provide, together with this Proof of Claim and Release, copies of stockbroker confirmation slips, stockbroker statements, or other documents adequately evidencing your transactions in Teva Securities. If any such documents are not in your possession, please obtain a copy or equivalent from your broker or a similar entity because these documents are necessary to prove and process your claim. ***FAILURE TO PROVIDE THIS DOCUMENTATION COULD DELAY VERIFICATION OF YOUR CLAIM OR RESULT IN REJECTION OF YOUR CLAIM. THE PARTIES DO NOT HAVE INFORMATION ABOUT YOUR TRANSACTIONS.***

5. For each short-sale transaction, the date of covering a "short sale" is deemed to be the date of purchase of a Teva Security, and the date of a "short sale" is deemed to be the date of sale of a Teva Security.

6. Purchases and acquisitions of Teva ADS will be considered issued in or traceable to the ADS Offering if and only if the shares were purchased or acquired both (i) during the period from December 3, 2015 through January 6, 2016 and (ii) at the ADS Offering price of $62.50 per ADS and/or directly from an underwriter for the ADS Offering.[2] Claimants must provide adequate documentation of these conditions. Purchases and/or acquisitions of Teva ADS that do not satisfy these conditions are not eligible for a Securities Act Recognized Loss Amount (as defined in the Plan of Allocation appended to the Long-Form Notice).

7. If your claim includes Teva Notes, you must include the last three digits of the Teva Note CUSIP number which you purchased in the space provided in the column labeled "Last 3 Digit of CUSIP." This three digit code is included in the CUSIP for each Note; for example, CUSIP 88167A AA9 is referred to as the Teva AA9 Note.

8. The above requests are designed to obtain the minimum amount of information necessary to process the simplest claims, and the Claims Administrator may request further information in certain circumstances.

9. NOTICE REGARDING ELECTRONIC FILES: Certain claimants with large numbers of transactions may request, or may be requested, to submit information regarding their transactions in electronic files. To obtain the mandatory electronic filing requirements and file layout, you may visit the settlement website at www.TevaSecuritiesLitigation.com. Any file not in accordance with the required electronic filing format will be subject to rejection.

[2] The underwriters for the ADS Offering include: Barclays Capital Inc.; Citigroup Global Markets Inc.; Merrill Lynch, Pierce, Fenner & Smith Inc.; Morgan Stanley & Co. LLC; BNP Paribas Securities Corp.; Credit Suisse Securities (USA) LLC; HSBC Securities (USA) Inc.; Mizuho Securities USA Inc.; RBC Capital Markets, LLC; and SMBC Nikko Securities America, Inc.

Account #
[redacted]
USD MARGIN

04-CA40053393
AF6704 v.08

SCHEDULE OF TRANSACTIONS IN TEVA ADS

A. State the number of shares of Teva ADS held at the opening of trading on February 6, 2014 (must be documented per Section II above): 0

B. List all purchases or acquisitions, including free receipts, of Teva ADS from February 6, 2014, through February 16, 2022, inclusive (must be documented), and use the checkbox provided to indicate any Teva ADS purchased in or traceable to the ADS Offering (as explained in Section II.6 above):

(SEE ATTACHED SPREADSHEETS)

Date of Purchase/ Acquisition (List Chronologically)	Number of ADS Purchased/ Acquired	Purchase/Acquisition Price per ADS	Total Purchase/Acquisition Price (excluding taxes, commissions, and fees)	Confirm Proof of Purchase/ Acquisition Enclosed	Teva Employee Stock Purchase Plan Purchase	Were the shares purchased in or traceable to the December 3, 2015 through January 6, 2016 ADS Offering?
080317	2230	23.86	53185.50	✓		
080317	4500	23.75	106875.00	✓		
080317	799	23.85	19056.15	✓		
080317	1000	24.79	24790.00	✓		
080317	1000	24.38	24379.90	✓		

C. List all sales, including free deliveries, of Teva ADS from February 6, 2014, through February 16, 2022, inclusive (must be documented):

Date of Sale (List Chronologically) (Month/Day/Year	Number of ADS Sold	Sale Price per ADS	Total Sale Price (excluding taxes, commissions, and fees)	Confirm Proof of Sale Enclosed

TD Direct Investing
3500 STEELES AVE E
TOWER 2, 2ND FLOOR
MARKHAM ON L3R 0X1

TD Direct Investing

Transaction Confirmation

[redacted]

Account number and type
[redacted] Margin Account - US

Questions?
Contact an Investment Representative
Toll Free 1 (877) 348-6722

Transaction on August 03, 2017

- **For settlement on:** August 08, 2017
- **Processed on:** August 03, 2017

Transaction	Security Description	Quantity	Price ($)	Amount ($)
You bought	TEVA PHARMACEUTICAL ADR	748	23.85	
		100	23.85	
		1,082	23.85	
		100	23.85	
		200	23.85	
		2,230		

Ticker symbol: TEVA
Security number: 660900
CUSIP ID: 881624209
Trade number: 541075
Trade processed by: RMPV

Gross transaction amount	USD 53,185.50
Net transaction amount	**USD $53,185.50**

As agent, TD Direct Investing confirms the above purchase on a U.S. OTC marketplace for settlement in your account.

Important information

Please review the information in this Transaction Confirmation carefully and let us know within 10 calendar days if there are any discrepancies.

Clients' accounts are protected by the Canadian Investor Protection Fund within specified limits. A brochure describing the nature and limits of coverage is available upon request.

Abbreviations used in the security descriptions
RS = Restricted shares
NVS = Non-voting shares
RVS = Restricted voting shares
SVS = Subordinate voting shares
MVS = Multiple voting shares
/D = DSC (Deferred Sales Charge)
/NL = No Load

Disclosure of sources of revenue
TD Direct Investing and/or parties related to us may earn revenue in addition to commission from the following sources: currency conversion charges on certain trades and mutual fund transactions, fees paid by issuers and others in connection with corporate actions and new issues, the sale of fixed income products, trailer fees paid by mutual fund companies, and remuneration paid by U.S. market makers and exchanges in connection with U.S. trades. For more information, see the TD Waterhouse Canada Inc. Account and Service Agreements and Disclosure Documents booklet. It is also available online at tddirectinvesting.ca.

The name of the salesperson, dealer and/or market in this transaction will be provided upon request.

TD Direct Investing is a division of TD Waterhouse Canada Inc., a subsidiary of The Toronto-Dominion Bank.

Thank you for choosing TD Direct Investing.

TD Direct Investing
3500 STEELES AVE E
TOWER 2, 2ND FLOOR
MARKHAM ON L3R 0X1

TD Direct Investing

[redacted]

Transaction Confirmation

Account number and type
[redacted] - Margin Account - US

Questions?
Contact an Investment Representative
Toll Free 1 (877) 348-6722

Transaction on August 03, 2017

- **For settlement on:** August 08, 2017
- **Processed on:** August 03, 2017

Transaction	Security Description	Quantity	Price ($)	Amount ($)
You bought	TEVA PHARMACEUTICAL ADR	4,096	23.75	
		125	23.75	
		279	23.75	
		4,500		

Ticker symbol: TEVA
Security number: 660900
CUSIP ID: 881624209
Trade number: 540666
Trade processed by: RMPV

	Gross transaction amount	USD 106,875.00
Plus	Commission	4.99
Equals	**Net transaction amount**	**USD $106,879.99**

As agent, TD Direct Investing confirms the above purchase on a U.S. OTC marketplace for settlement in your account.

Important information

Please review the information in this Transaction Confirmation carefully and let us know within 10 calendar days if there are any discrepancies.

Clients' accounts are protected by the Canadian Investor Protection Fund within specified limits. A brochure describing the nature and limits of coverage is available upon request.

Abbreviations used in the security descriptions
RS = Restricted shares
NVS = Non-voting shares
RVS = Restricted voting shares
SVS = Subordinate voting shares
MVS = Multiple voting shares
/D = DSC (Deferred Sales Charge)
/NL = No Load

Disclosure of sources of revenue
TD Direct Investing and/or parties related to us may earn revenue in addition to commission from the following sources: currency conversion charges on certain trades and mutual fund transactions, fees paid by issuers and others in connection with corporate actions and new issues, the sale of fixed income products, trailer fees paid by mutual fund companies, and remuneration paid by U.S. market makers and exchanges in connection with U.S. trades. For more information, see the TD Waterhouse Canada Inc. Account and Service Agreements and Disclosure Documents booklet. It is also available online at tddirectinvesting.ca.

The name of the salesperson, dealer and/or market in this transaction will be provided upon request.

TD Direct Investing is a division of TD Waterhouse Canada Inc., a subsidiary of The Toronto-Dominion Bank.

Thank you for choosing TD Direct Investing.

TD Direct Investing
3500 STEELES AVE E
TOWER 2, 2ND FLOOR
MARKHAM ON L3R 0X1

TD Direct Investing

Transaction Confirmation

[redacted]

Account number and type
[redacted] Margin Account - US

Questions?
Contact an Investment Representative
Toll Free 1 (877) 348-6722

Transaction on August 03, 2017

- **For settlement on:** August 08, 2017
- **Processed on:** August 03, 2017

Transaction	Security Description	Quantity	Price ($)	Amount ($)
You bought	TEVA PHARMACEUTICAL ADR	396	23.85	
		403	23.85	
		799		

Ticker symbol: TEVA
Security number: 660900
CUSIP ID: 881624209
Trade number: 541076
Trade processed by: RMPV

Gross transaction amount	USD 19,056.15
Net transaction amount	**USD $19,056.15**

As agent, TD Direct Investing confirms the above purchase on a U.S. OTC marketplace for settlement in your account.

Important information

Please review the information in this Transaction Confirmation carefully and let us know within 10 calendar days if there are any discrepancies.

Clients' accounts are protected by the Canadian Investor Protection Fund within specified limits. A brochure describing the nature and limits of coverage is available upon request.

Abbreviations used in the security descriptions
RS = Restricted shares
NVS = Non-voting shares
RVS = Restricted voting shares
SVS = Subordinate voting shares
MVS = Multiple voting shares
/D = DSC (Deferred Sales Charge)
/NL = No Load

Disclosure of sources of revenue
TD Direct Investing and/or parties related to us may earn revenue in addition to commission from the following sources: currency conversion charges on certain trades and mutual fund transactions, fees paid by issuers and others in connection with corporate actions and new issues, the sale of fixed income products, trailer fees paid by mutual fund companies, and remuneration paid by U.S. market makers and exchanges in connection with U.S. trades. For more information, see the TD Waterhouse Canada Inc. Account and Service Agreements and Disclosure Documents booklet. It is also available online at tddirectinvesting.ca.

The name of the salesperson, dealer and/or market in this transaction will be provided upon request.

TD Direct Investing is a division of TD Waterhouse Canada Inc., a subsidiary of The Toronto-Dominion Bank.

Thank you for choosing TD Direct Investing.

TD Direct Investing
3500 STEELES AVE E
TOWER 2, 2ND FLOOR
MARKHAM ON L3R 0X1

TD Direct Investing

[redacted]

Transaction Confirmation

Account number and type
[redacted] - Margin Account - US

Questions?
Contact an Investment Representative
Toll Free 1 (877) 348-6722

Transaction on August 03, 2017

- **For settlement on:** August 08, 2017
- **Processed on:** August 03, 2017

Transaction	Security Description	Quantity	Price ($)	Amount ($)
You bought	TEVA PHARMACEUTICAL ADR	500	24.79	
		500	24.79	
		1,000		

Ticker symbol: TEVA
Security number: 660900
CUSIP ID: 881624209
Trade number: 540280
Trade processed by: RMPV

	Gross transaction amount	USD 24,790.00
Plus	Commission	4.99
Equals	**Net transaction amount**	**USD $24,794.99**

As agent, TD Direct Investing confirms the above purchase on a U.S. OTC marketplace for settlement in your account.

Important information

Please review the information in this Transaction Confirmation carefully and let us know within 10 calendar days if there are any discrepancies.

Clients' accounts are protected by the Canadian Investor Protection Fund within specified limits. A brochure describing the nature and limits of coverage is available upon request.

Abbreviations used in the security descriptions
RS = Restricted shares
NVS = Non-voting shares
RVS = Restricted voting shares
SVS = Subordinate voting shares
MVS = Multiple voting shares
/D = DSC (Deferred Sales Charge)
/NL = No Load

Disclosure of sources of revenue
TD Direct Investing and/or parties related to us may earn revenue in addition to commission from the following sources: currency conversion charges on certain trades and mutual fund transactions, fees paid by issuers and others in connection with corporate actions and new issues, the sale of fixed income products, trailer fees paid by mutual fund companies, and remuneration paid by U.S. market makers and exchanges in connection with U.S. trades. For more information, see the TD Waterhouse Canada Inc. Account and Service Agreements and Disclosure Documents booklet. It is also available online at tddirectinvesting.ca.

The name of the salesperson, dealer and/or market in this transaction will be provided upon request.

TD Direct Investing is a division of TD Waterhouse Canada Inc., a subsidiary of The Toronto-Dominion Bank.

Thank you for choosing TD Direct Investing.

TD Direct Investing
3500 STEELES AVE E
TOWER 2, 2ND FLOOR
MARKHAM ON L3R 0X1

TD Direct Investing

[redacted]

Transaction Confirmation

Account number and type
[redacted] - Margin Account - US

Questions?
Contact an Investment Representative
Toll Free 1 (877) 348-6722

Transaction on August 03, 2017

- **For settlement on:** August 08, 2017
- **Processed on:** August 03, 2017

Transaction	Security Description	Quantity	Price ($)	Amount ($)
You bought	TEVA PHARMACEUTICAL ADR	1,000	24.3799	

	Gross transaction amount	USD 24,379.90
Plus	Commission	4.99
Equals	**Net transaction amount**	**USD $24,384.89**

As agent, TD Direct Investing confirms the above purchase on a U.S. OTC marketplace for settlement in your account.

Ticker symbol: TEVA
Security number: 660900
CUSIP ID: 881624209
Trade number: 540496
Trade processed by: RMPV

Important information

Please review the information in this Transaction Confirmation carefully and let us know within 10 calendar days if there are any discrepancies.

Clients' accounts are protected by the Canadian Investor Protection Fund within specified limits. A brochure describing the nature and limits of coverage is available upon request.

Abbreviations used in the security descriptions
RS = Restricted shares
NVS = Non-voting shares
RVS = Restricted voting shares
SVS = Subordinate voting shares
MVS = Multiple voting shares
/D = DSC (Deferred Sales Charge)
/NL = No Load

Disclosure of sources of revenue
TD Direct Investing and/or parties related to us may earn revenue in addition to commission from the following sources: currency conversion charges on certain trades and mutual fund transactions, fees paid by issuers and others in connection with corporate actions and new issues, the sale of fixed income products, trailer fees paid by mutual fund companies, and remuneration paid by U.S. market makers and exchanges in connection with U.S. trades. For more information, see the TD Waterhouse Canada Inc. Account and Service Agreements and Disclosure Documents booklet. It is also available online at tddirectinvesting.ca.

The name of the salesperson, dealer and/or market in this transaction will be provided upon request.

TD Direct Investing is a division of TD Waterhouse Canada Inc., a subsidiary of The Toronto-Dominion Bank.

Thank you for choosing TD Direct Investing.

SCHEDULE OF TRANSACTIONS IN TEVA ADS

A. State the number of shares of Teva ADS held at the opening of trading on February 6, 2014 (must be documented per Section II above): 0

B. List all purchases or acquisitions, including free receipts, of Teva ADS from February 6, 2014, through February 16, 2022, inclusive (must be documented), and use the checkbox provided to indicate any Teva ADS purchased in or traceable to the ADS Offering (as explained in Section II.6 above):

(SEE ATTACHED SPREADSHEETS)

Date of Purchase/ Acquisition (List Chronologically)	Number of ADS Purchased/ Acquired	Purchase/Acquisition Price per ADS	Total Purchase/Acquisition Price (excluding taxes, commissions, and fees)	Confirm Proof of Purchase/ Acquisition Enclosed	Teva Employee Stock Purchase Plan Purchase	Were the shares purchased in or traceable to the December 3, 2015 through January 6, 2016 ADS Offering?
080317	971	23.85	23158.35	✓		
080317	1000	25.14	25140.00	✓		
080317	1000	25.35	25350.00	✓		
080817	700	18.60	13019.93	✓		
080817	1300	18.60	24179.87	✓		

C. List all sales, including free deliveries, of Teva ADS from February 6, 2014, through February 16, 2022, inclusive (must be documented):

Date of Sale (List Chronologically) (Month/Day/Year	Number of ADS Sold	Sale Price per ADS	Total Sale Price (excluding taxes, commissions, and fees)	Confirm Proof of Sale Enclosed

4.2

TD Direct Investing
3500 STEELES AVE E
TOWER 2, 2ND FLOOR
MARKHAM ON L3R 0X1

TD Direct Investing

[redacted]

Transaction Confirmation

Account number and type
[redacted] Margin Account - US

Questions?
Contact an Investment Representative
Toll Free 1 (877) 348-6722

Transaction on August 03, 2017

- **For settlement on:** August 08, 2017
- **Processed on:** August 03, 2017

Transaction	Security Description	Quantity	Price ($)	Amount ($)
You bought	TEVA PHARMACEUTICAL ADR	497	23.85	
		80	23.85	
		100	23.85	
Ticker symbol: TEVA		100	23.85	
Security number: 660900		194	23.85	
CUSIP ID: 881624209		971		
Trade number: 541074				
Trade processed by: RMPV				

	Gross transaction amount	USD 23,158.35
Plus	Commission	4.99
Equals	**Net transaction amount**	**USD $23,163.34**

As agent, TD Direct Investing confirms the above purchase on a U.S. OTC marketplace for settlement in your account.

Important information

Please review the information in this Transaction Confirmation carefully and let us know within 10 calendar days if there are any discrepancies.

Clients' accounts are protected by the Canadian Investor Protection Fund within specified limits. A brochure describing the nature and limits of coverage is available upon request.

Abbreviations used in the security descriptions
RS = Restricted shares
NVS = Non-voting shares
RVS = Restricted voting shares
SVS = Subordinate voting shares
MVS = Multiple voting shares
/D = DSC (Deferred Sales Charge)
/NL = No Load

Disclosure of sources of revenue
TD Direct Investing and/or parties related to us may earn revenue in addition to commission from the following sources: currency conversion charges on certain trades and mutual fund transactions, fees paid by issuers and others in connection with corporate actions and new issues, the sale of fixed income products, trailer fees paid by mutual fund companies, and remuneration paid by U.S. market makers and exchanges in connection with U.S. trades. For more information, see the TD Waterhouse Canada Inc. Account and Service Agreements and Disclosure Documents booklet. It is also available online at tddirectinvesting.ca.

The name of the salesperson, dealer and/or market in this transaction will be provided upon request.

TD Direct Investing is a division of TD Waterhouse Canada Inc., a subsidiary of The Toronto-Dominion Bank.

Thank you for choosing TD Direct Investing.

TD Direct Investing
3500 STEELES AVE E
TOWER 2, 2ND FLOOR
MARKHAM ON L3R 0X1

TD Direct Investing

[redacted]

Transaction Confirmation

Account number and type
[redacted] - Margin Account - US

Questions?
Contact an Investment Representative
Toll Free 1 (877) 348-6722

Transaction on August 03, 2017

- **For settlement on:** August 08, 2017
- **Processed on:** August 03, 2017

Transaction	Security Description	Quantity	Price ($)	Amount ($)
You bought	TEVA PHARMACEUTICAL ADR	500	25.14	
		190	25.14	
		10	25.14	
Ticker symbol: TEVA		100	25.14	
Security number: 660900		200	25.14	
CUSIP ID: 881624209		**1,000**		
Trade number: 540160				
Trade processed by: RMPV				

	Gross transaction amount	USD 25,140.00
Plus	Commission	4.99
Equals	**Net transaction amount**	**USD $25,144.99**

As agent, TD Direct Investing confirms the above purchase on a U.S. OTC marketplace for settlement in your account.

Important information

Please review the information in this Transaction Confirmation carefully and let us know within 10 calendar days if there are any discrepancies.

Clients' accounts are protected by the Canadian Investor Protection Fund within specified limits. A brochure describing the nature and limits of coverage is available upon request.

Abbreviations used in the security descriptions
RS = Restricted shares
NVS = Non-voting shares
RVS = Restricted voting shares
SVS = Subordinate voting shares
MVS = Multiple voting shares
/D = DSC (Deferred Sales Charge)
/NL = No Load

Disclosure of sources of revenue
TD Direct Investing and/or parties related to us may earn revenue in addition to commission from the following sources: currency conversion charges on certain trades and mutual fund transactions, fees paid by issuers and others in connection with corporate actions and new issues, the sale of fixed income products, trailer fees paid by mutual fund companies, and remuneration paid by U.S. market makers and exchanges in connection with U.S. trades. For more information, see the TD Waterhouse Canada Inc. Account and Service Agreements and Disclosure Documents booklet. It is also available online at tddirectinvesting.ca.

The name of the salesperson, dealer and/or market in this transaction will be provided upon request.

TD Direct Investing is a division of TD Waterhouse Canada Inc., a subsidiary of The Toronto-Dominion Bank.

Thank you for choosing TD Direct Investing.

TD Direct Investing
3500 STEELES AVE E
TOWER 2, 2ND FLOOR
MARKHAM ON L3R 0X1

TD Direct Investing

Transaction Confirmation

[redacted]

Account number and type
[redacted] - Margin Account - US

Questions?
Contact an Investment Representative
Toll Free 1 (877) 348-6722

Transaction on August 03, 2017

- **For settlement on:** August 08, 2017
- **Processed on:** August 03, 2017

Transaction	Security Description	Quantity	Price ($)	Amount ($)
You bought	TEVA PHARMACEUTICAL ADR	600	25.35	
		300	25.35	
		100	25.35	
		1,000		

Ticker symbol: TEVA
Security number: 660900
CUSIP ID: 881624209
Trade number: 540123
Trade processed by: RMPV

	Gross transaction amount	USD 25,350.00
Plus	Commission	4.99
Equals	**Net transaction amount**	**USD $25,354.99**

As agent, TD Direct Investing confirms the above purchase on a U.S. OTC marketplace for settlement in your account.

Important information

Please review the information in this Transaction Confirmation carefully and let us know within 10 calendar days if there are any discrepancies.

Clients' accounts are protected by the Canadian Investor Protection Fund within specified limits. A brochure describing the nature and limits of coverage is available upon request.

Abbreviations used in the security descriptions
RS = Restricted shares
NVS = Non-voting shares
RVS = Restricted voting shares
SVS = Subordinate voting shares
MVS = Multiple voting shares
/D = DSC (Deferred Sales Charge)
/NL = No Load

Disclosure of sources of revenue
TD Direct Investing and/or parties related to us may earn revenue in addition to commission from the following sources: currency conversion charges on certain trades and mutual fund transactions, fees paid by issuers and others in connection with corporate actions and new issues, the sale of fixed income products, trailer fees paid by mutual fund companies, and remuneration paid by U.S. market makers and exchanges in connection with U.S. trades. For more information, see the TD Waterhouse Canada Inc. Account and Service Agreements and Disclosure Documents booklet. It is also available online at tddirectinvesting.ca.

The name of the salesperson, dealer and/or market in this transaction will be provided upon request.

TD Direct Investing is a division of TD Waterhouse Canada Inc., a subsidiary of The Toronto-Dominion Bank.

Thank you for choosing TD Direct Investing.

TD Direct Investing
3500 STEELES AVE E
TOWER 2, 2ND FLOOR
MARKHAM ON L3R 0X1

TD Direct Investing

[redacted]

Transaction Confirmation

Account number and type
[redacted]- Margin Account - US

Questions?
Contact an Investment Representative
Toll Free 1 (877) 348-6722

Transaction on August 08, 2017

- **For settlement on:** August 11, 2017
- **Processed on:** August 08, 2017

Transaction	Security Description	Quantity	Price ($)	Amount ($)
You bought	TEVA PHARMACEUTICAL ADR	200	18.5999	
		300	18.5999	
		100	18.5999	
		100	18.5999	
		700		

Ticker symbol: TEVA
Security number: 660900
CUSIP ID: 881624209
Trade number: 557723
Trade processed by: RMPV

Gross transaction amount	USD 13,019.93
Net transaction amount	**USD $13,019.93**

As agent, TD Direct Investing confirms the above purchase on a U.S. OTC marketplace for settlement in your account.

Important information

Please review the information in this Transaction Confirmation carefully and let us know within 10 calendar days if there are any discrepancies.

Clients' accounts are protected by the Canadian Investor Protection Fund within specified limits. A brochure describing the nature and limits of coverage is available upon request.

Abbreviations used in the security descriptions
RS = Restricted shares
NVS = Non-voting shares
RVS = Restricted voting shares
SVS = Subordinate voting shares
MVS = Multiple voting shares
/D = DSC (Deferred Sales Charge)
/NL = No Load

Disclosure of sources of revenue
TD Direct Investing and/or parties related to us may earn revenue in addition to commission from the following sources: currency conversion charges on certain trades and mutual fund transactions, fees paid by issuers and others in connection with corporate actions and new issues, the sale of fixed income products, trailer fees paid by mutual fund companies, and remuneration paid by U.S. market makers and exchanges in connection with U.S. trades. For more information, see the TD Waterhouse Canada Inc. Account and Service Agreements and Disclosure Documents booklet. It is also available online at tddirectinvesting.ca.

The name of the salesperson, dealer and/or market in this transaction will be provided upon request.

TD Direct Investing is a division of TD Waterhouse Canada Inc., a subsidiary of The Toronto-Dominion Bank.

Thank you for choosing TD Direct Investing.

TD Direct Investing
3500 STEELES AVE E
TOWER 2, 2ND FLOOR
MARKHAM ON L3R 0X1

TD Direct Investing

[redacted]

Transaction Confirmation

Account number and type
[redacted] - Margin Account - US

Questions?
Contact an Investment Representative
Toll Free 1 (877) 348-6722

Transaction on August 08, 2017

- **For settlement on:** August 11, 2017
- **Processed on:** August 08, 2017

Transaction	Security Description	Quantity	Price ($)	Amount ($)
You bought	TEVA PHARMACEUTICAL ADR	600	18.5999	
		400	18.5999	
		100	18.5999	
		100	18.5999	
		100	18.5999	
		1,300		

Ticker symbol: TEVA
Security number: 660900
CUSIP ID: 881624209
Trade number: 557722
Trade processed by: RMPV

	Gross transaction amount	USD 24,179.87
Plus	Commission	4.99
Equals	**Net transaction amount**	**USD $24,184.86**

As agent, TD Direct Investing confirms the above purchase on a U.S. OTC marketplace for settlement in your account.

Important information

Please review the information in this Transaction Confirmation carefully and let us know within 10 calendar days if there are any discrepancies.

Clients' accounts are protected by the Canadian Investor Protection Fund within specified limits. A brochure describing the nature and limits of coverage is available upon request.

Abbreviations used in the security descriptions
RS = Restricted shares
NVS = Non-voting shares
RVS = Restricted voting shares
SVS = Subordinate voting shares
MVS = Multiple voting shares
/D = DSC (Deferred Sales Charge)
/NL = No Load

Disclosure of sources of revenue
TD Direct Investing and/or parties related to us may earn revenue in addition to commission from the following sources: currency conversion charges on certain trades and mutual fund transactions, fees paid by issuers and others in connection with corporate actions and new issues, the sale of fixed income products, trailer fees paid by mutual fund companies, and remuneration paid by U.S. market makers and exchanges in connection with U.S. trades. For more information, see the TD Waterhouse Canada Inc. Account and Service Agreements and Disclosure Documents booklet. It is also available online at tddirectinvesting.ca.

The name of the salesperson, dealer and/or market in this transaction will be provided upon request.

TD Direct Investing is a division of TD Waterhouse Canada Inc., a subsidiary of The Toronto-Dominion Bank.

Thank you for choosing TD Direct Investing.

04-CA40053393
AF6704 v.08

SCHEDULE OF TRANSACTIONS IN TEVA ADS

A. State the number of shares of Teva ADS held at the opening of trading on February 6, 2014 (must be documented per Section II above): 0

B. List all purchases or acquisitions, including free receipts, of Teva ADS from February 6, 2014, through February 16, 2022, inclusive (must be documented), and use the checkbox provided to indicate any Teva ADS purchased in or traceable to the ADS Offering (as explained in Section II.6 above):

(SEE ATTACHED SPREADSHEETS)

Date of Purchase/ Acquisition (List Chronologically)	Number of ADS Purchased/ Acquired	Purchase/Acquisition Price per ADS	Total Purchase/Acquisition Price (excluding taxes, commissions, and fees)	Confirm Proof of Purchase/ Acquisition Enclosed	Teva Employee Stock Purchase Plan Purchase	Were the shares purchased in or traceable to the December 3, 2015 through January 6, 2016 ADS Offering?
08/14/17	1000	17.33	17330.00	✓		
08/17/17	500	17.66	8828.30	✓		
08/17/17	294	17.50	5145.00	✓		
08/17/17	306	17.49	5351.94	✓		
08/24/17	250	16.12	4030.00	✓		

C. List all sales, including free deliveries, of Teva ADS from February 6, 2014, through February 16, 2022, inclusive (must be documented):

Date of Sale (List Chronologically) (Month/Day/Year	Number of ADS Sold	Sale Price per ADS	Total Sale Price (excluding taxes, commissions, and fees)	Confirm Proof of Sale Enclosed

TD Direct Investing
3500 STEELES AVE E
TOWER 2, 2ND FLOOR
MARKHAM ON L3R 0X1

TD Direct Investing

[redacted]

Transaction Confirmation

Account number and type
[redacted]- Margin Account - US

Questions?
Contact an Investment Representative
Toll Free 1 (877) 348-6722

Transaction on August 14, 2017

For settlement on: August 17, 2017
Processed on: August 14, 2017

Transaction	Security Description	Quantity	Price ($)	Amount ($)
You bought	TEVA PHARMACEUTICAL ADR	1,000	17.33	

Ticker symbol: TEVA
Security number: 660900
CUSIP ID: 881624209
Trade number: 584349
Trade processed by: RMPV

	Gross transaction amount	USD 17,330.00
Plus	Commission	4.99
Equals	**Net transaction amount**	**USD $17,334.99**

As agent, TD Direct Investing confirms the above purchase on a U.S. OTC marketplace for settlement in your account.

Important information

Please review the information in this Transaction Confirmation carefully and let us know within 10 calendar days if there are any discrepancies.

Clients' accounts are protected by the Canadian Investor Protection Fund within specified limits. A brochure describing the nature and limits of coverage is available upon request.

Abbreviations used in the security descriptions
RS = Restricted shares
NVS = Non-voting shares
RVS = Restricted voting shares
SVS = Subordinate voting shares
MVS = Multiple voting shares
/D = DSC (Deferred Sales Charge)
/NL = No Load

Disclosure of sources of revenue
TD Direct Investing and/or parties related to us may earn revenue in addition to commission from the following sources: currency conversion charges on certain trades and mutual fund transactions, fees paid by issuers and others in connection with corporate actions and new issues, the sale of fixed income products, trailer fees paid by mutual fund companies, and remuneration paid by U.S. market makers and exchanges in connection with U.S. trades. For more information, see the TD Waterhouse Canada Inc. Account and Service Agreements and Disclosure Documents booklet. It is also available online at tddirectinvesting.ca.

The name of the salesperson, dealer and/or market in this transaction will be provided upon request.

TD Direct Investing is a division of TD Waterhouse Canada Inc., a subsidiary of The Toronto-Dominion Bank.

Thank you for choosing TD Direct Investing.

TD Direct Investing
3500 STEELES AVE E
TOWER 2, 2ND FLOOR
MARKHAM ON L3R 0X1

TD Direct Investing

Transaction Confirmation

[redacted]

Account number and type
[redacted] - Margin Account - US

Questions?
Contact an Investment Representative
Toll Free 1 (877) 348-6722

Transaction on August 17, 2017

- **For settlement on:** August 22, 2017
- **Processed on:** August 17, 2017

Transaction	Security Description	Quantity	Price ($)	Amount ($)
You bought	TEVA PHARMACEUTICAL ADR	500	17.6566	

	Gross transaction amount	USD 8,828.30
Plus	Commission	4.99
Equals	**Net transaction amount**	**USD $8,833.29**

As agent, TD Direct Investing confirms the above purchase on a U.S. OTC marketplace for settlement in your account.

Ticker symbol: TEVA
Security number: 660900
CUSIP ID: 881624209
Trade number: 602014
Trade processed by: RMPV

Important information

Please review the information in this Transaction Confirmation carefully and let us know within 10 calendar days if there are any discrepancies.

Clients' accounts are protected by the Canadian Investor Protection Fund within specified limits. A brochure describing the nature and limits of coverage is available upon request.

Abbreviations used in the security descriptions
RS = Restricted shares
NVS = Non-voting shares
RVS = Restricted voting shares
SVS = Subordinate voting shares
MVS = Multiple voting shares
/D = DSC (Deferred Sales Charge)
/NL = No Load

Disclosure of sources of revenue
TD Direct Investing and/or parties related to us may earn revenue in addition to commission from the following sources: currency conversion charges on certain trades and mutual fund transactions, fees paid by issuers and others in connection with corporate actions and new issues, the sale of fixed income products, trailer fees paid by mutual fund companies, and remuneration paid by U.S. market makers and exchanges in connection with U.S. trades. For more information, see the TD Waterhouse Canada Inc. Account and Service Agreements and Disclosure Documents booklet. It is also available online at tddirectinvesting.ca.

The name of the salesperson, dealer and/or market in this transaction will be provided upon request.

TD Direct Investing is a division of TD Waterhouse Canada Inc., a subsidiary of The Toronto-Dominion Bank.

Thank you for choosing TD Direct Investing.

TD Direct Investing
3500 STEELES AVE E
TOWER 2, 2ND FLOOR
MARKHAM ON L3R 0X1

TD Direct Investing

[redacted]

Transaction Confirmation

Account number and type
[redacted] - Margin Account - US

Questions?
Contact an Investment Representative
Toll Free 1 (877) 348-6722

Transaction on August 17, 2017

- **For settlement on:** August 22, 2017
- **Processed on:** August 17, 2017

Transaction	Security Description	Quantity	Price ($)	Amount ($)
You bought	TEVA PHARMACEUTICAL ADR	294	17.50	

	Gross transaction amount	USD 5,145.00
Plus	Commission	4.99
Equals	**Net transaction amount**	**USD $5,149.99**

As agent, TD Direct Investing confirms the above purchase on a U.S. O.T.C. marketplace for settlement in your account.

Ticker symbol: TEVA
Security number: 660900
CUSIP ID: 881624209
Trade number: 602226
Trade processed by: RMPV

Important information

Please review the information in this Transaction Confirmation carefully and let us know within 10 calendar days if there are any discrepancies.

Clients' accounts are protected by the Canadian Investor Protection Fund within specified limits. A brochure describing the nature and limits of coverage is available upon request.

Abbreviations used in the security descriptions
RS = Restricted shares
NVS = Non-voting shares
RVS = Restricted voting shares
SVS = Subordinate voting shares
MVS = Multiple voting shares
/D = DSC (Deferred Sales Charge)
/NL = No Load

Disclosure of sources of revenue
TD Direct Investing and/or parties related to us may earn revenue in addition to commission from the following sources: currency conversion charges on certain trades and mutual fund transactions, fees paid by issuers and others in connection with corporate actions and new issues, the sale of fixed income products, trailer fees paid by mutual fund companies, and remuneration paid by U.S. market makers and exchanges in connection with U.S. trades. For more information, see the TD Waterhouse Canada Inc. Account and Service Agreements and Disclosure Documents booklet. It is also available online at tddirectinvesting.ca.

The name of the salesperson, dealer and/or market in this transaction will be provided upon request.

TD Direct Investing is a division of TD Waterhouse Canada Inc., a subsidiary of The Toronto-Dominion Bank.

Thank you for choosing TD Direct Investing.

TD Direct Investing
3500 STEELES AVE E
TOWER 2, 2ND FLOOR
MARKHAM ON L3R 0X1

TD Direct Investing

[redacted]

Transaction Confirmation

Account number and type
[redacted] - Margin Account - US

Questions?
Contact an Investment Representative
Toll Free 1 (877) 348-6722

Transaction on August 17, 2017

- **For settlement on:** August 22, 2017
- **Processed on:** August 17, 2017

Transaction	Security Description	Quantity	Price ($)	Amount ($)
You bought	TEVA PHARMACEUTICAL ADR	300	17.49	
		6	17.49	
		306		

Ticker symbol: TEVA
Security number: 660900
CUSIP ID: 881624209
Trade number: 602300
Trade processed by: RMPV

	Gross transaction amount	USD 5,351.94
Plus	Commission	4.99
Equals	**Net transaction amount**	**USD $5,356.93**

As agent, TD Direct Investing confirms the above purchase on a U.S. OTC marketplace for settlement in your account.

Important information

Please review the information in this Transaction Confirmation carefully and let us know within 10 calendar days if there are any discrepancies.

Clients' accounts are protected by the Canadian Investor Protection Fund within specified limits. A brochure describing the nature and limits of coverage is available upon request.

Abbreviations used in the security descriptions
RS = Restricted shares
NVS = Non-voting shares
RVS = Restricted voting shares
SVS = Subordinate voting shares
MVS = Multiple voting shares
/D = DSC (Deferred Sales Charge)
/NL = No Load

Disclosure of sources of revenue
TD Direct Investing and/or parties related to us may earn revenue in addition to commission from the following sources: currency conversion charges on certain trades and mutual fund transactions, fees paid by issuers and others in connection with corporate actions and new issues, the sale of fixed income products, trailer fees paid by mutual fund companies, and remuneration paid by U.S. market makers and exchanges in connection with U.S. trades. For more information, see the TD Waterhouse Canada Inc. Account and Service Agreements and Disclosure Documents booklet. It is also available online at tddirectinvesting.ca.

The name of the salesperson, dealer and/or market in this transaction will be provided upon request.

TD Direct Investing is a division of TD Waterhouse Canada Inc., a subsidiary of The Toronto-Dominion Bank.

Thank you for choosing TD Direct Investing.

TD Direct Investing
3500 STEELES AVE E
TOWER 2, 2ND FLOOR
MARKHAM ON L3R 0X1

TD Direct Investing

[redacted]

Transaction Confirmation

Account number and type
[redacted]- Margin Account - US

Questions?
Contact an Investment Representative
Toll Free 1 (877) 348-6722

Transaction on August 24, 2017

For settlement on: August 29, 2017
Processed on: August 24, 2017

Transaction	Security Description	Quantity	Price ($)	Amount ($)
You bought	TEVA PHARMACEUTICAL ADR	250	16.12	

	Gross transaction amount	USD 4,030.00
Plus	Commission	4.99
Equals	**Net transaction amount**	**USD $4,034.99**

As agent, TD Direct Investing confirms the above purchase on a U.S. OTC marketplace for settlement in your account.

Ticker symbol: TEVA
Security number: 660900
CUSIP ID: 881624209
Trade number: 631749
Trade processed by: RMPV

Important information

Please review the information in this Transaction Confirmation carefully and let us know within 10 calendar days if there are any discrepancies.

Clients' accounts are protected by the Canadian Investor Protection Fund within specified limits. A brochure describing the nature and limits of coverage is available upon request.

Abbreviations used in the security descriptions
RS = Restricted shares
NVS = Non–voting shares
RVS = Restricted voting shares
SVS = Subordinate voting shares
MVS = Multiple voting shares
/D = DSC (Deferred Sales Charge)
/NL = No Load

Disclosure of sources of revenue
TD Direct Investing and/or parties related to us may earn revenue in addition to commission from the following sources: currency conversion charges on certain trades and mutual fund transactions, fees paid by issuers and others in connection with corporate actions and new issues, the sale of fixed income products, trailer fees paid by mutual fund companies, and remuneration paid by U.S. market makers and exchanges in connection with U.S. trades. For more information, see the TD Waterhouse Canada Inc. Account and Service Agreements and Disclosure Documents booklet. It is also available online at tddirectinvesting.ca.

The name of the salesperson, dealer and/or market in this transaction will be provided upon request.

TD Direct Investing is a division of TD Waterhouse Canada Inc., a subsidiary of The Toronto-Dominion Bank.

Thank you for choosing TD Direct Investing.

04-CA4005393
AF6704 v.08

SCHEDULE OF TRANSACTIONS IN TEVA ADS

A. State the number of shares of Teva ADS held at the opening of trading on February 6, 2014 (must be documented per Section II above): 0

B. List all purchases or acquisitions, including free receipts, of Teva ADS from February 6, 2014, through February 16, 2022, inclusive (must be documented), and use the checkbox provided to indicate any Teva ADS purchased in or traceable to the ADS Offering (as explained in Section II.6 above):

(SEE ATTACHED SPREADSHEETS)

Date of Purchase/ Acquisition (List Chronologically)	Number of ADS Purchased/ Acquired	Purchase/Acquisition Price per ADS	Total Purchase/Acquisition Price (excluding taxes, commissions, and fees)	Confirm Proof of Purchase/ Acquisition Enclosed	Teva Employee Stock Purchase Plan Purchase	Were the shares purchased in or traceable to the December 3, 2015 through January 6, 2016 ADS Offering?
08/28/17	250	15.84	3960.00	☑	☐	☐
09/05/17	500	15.42	7712.45	☑	☐	☐
09/15/17	391	17.91	7002.81	☑	☐	☐
09/15/17	191	18.04	3445.64	☑	☐	☐
09/18/17	700	17.67	12369.00	☑	☐	☐

C. List all sales, including free deliveries, of Teva ADS from February 6, 2014, through February 16, 2022, inclusive (must be documented):

Date of Sale (List Chronologically) (Month/Day/Year	Number of ADS Sold	Sale Price per ADS	Total Sale Price (excluding taxes, commissions, and fees)	Confirm Proof of Sale Enclosed
				☐
				☐
				☐
				☐
				☐

TD Direct Investing
3500 STEELES AVE E
TOWER 2, 2ND FLOOR
MARKHAM ON L3R 0X1

TD Direct Investing

Transaction Confirmation

[redacted]

Account number and type
[redacted] - Margin Account - US

Questions?
Contact an Investment Representative
Toll Free 1 (877) 348-6722

Transaction on August 28, 2017

- **For settlement on:** August 31, 2017
- **Processed on:** August 28, 2017

Transaction	Security Description	Quantity	Price ($)	Amount ($)
You bought	TEVA PHARMACEUTICAL ADR	250	15.84	

	Gross transaction amount	USD 3,960.00
Plus	Commission	4.99
Equals	**Net transaction amount**	**USD $3,964.99**

As agent, TD Direct Investing confirms the above purchase on a U.S. OTC marketplace for settlement in your account.

Ticker symbol: TEVA
Security number: 660900
CUSIP ID: 881624209
Trade number: 643940
Trade processed by: RMPV

Important information

Please review the information in this Transaction Confirmation carefully and let us know within 10 calendar days if there are any discrepancies.

Clients' accounts are protected by the Canadian Investor Protection Fund within specified limits. A brochure describing the nature and limits of coverage is available upon request.

Abbreviations used in the security descriptions
RS = Restricted shares
NVS = Non-voting shares
RVS = Restricted voting shares
SVS = Subordinate voting shares
MVS = Multiple voting shares
/D = DSC (Deferred Sales Charge)
/NL = No Load

Disclosure of sources of revenue
TD Direct Investing and/or parties related to us may earn revenue in addition to commission from the following sources: currency conversion charges on certain trades and mutual fund transactions, fees paid by issuers and others in connection with corporate actions and new issues, the sale of fixed income products, trailer fees paid by mutual fund companies, and remuneration paid by U.S. market makers and exchanges in connection with U.S. trades. For more information, see the TD Waterhouse Canada Inc. Account and Service Agreements and Disclosure Documents booklet. It is also available online at tddirectinvesting.ca.

The name of the salesperson, dealer and/or market in this transaction will be provided upon request.

TD Direct Investing is a division of TD Waterhouse Canada Inc., a subsidiary of The Toronto-Dominion Bank.

Thank you for choosing TD Direct Investing.

TD Direct Investing
3500 STEELES AVE E
TOWER 2, 2ND FLOOR
MARKHAM ON L3R 0X1

TD Direct Investing

Transaction Confirmation

[redacted]

Account number and type
[redacted] - Margin Account - US

Questions?
Contact an Investment Representative
Toll Free 1 (877) 348-6722

Transaction on September 05, 2017

- **For settlement on:** September 07, 2017
- **Processed on:** September 05, 2017

Transaction	Security Description	Quantity	Price ($)	Amount ($)
You bought	TEVA PHARMACEUTICAL ADR	500	15.4249	

	Gross transaction amount	USD 7,712.45
Plus	Commission	4.99
Equals	**Net transaction amount**	**USD $7,717.44**

As agent, TD Direct Investing confirms the above purchase on a U.S. OTC marketplace for settlement in your account.

Ticker symbol: TEVA
Security number: 660900
CUSIP ID: 881624209
Trade number: 012197
Trade processed by: RMPV

Important information

Please review the information in this Transaction Confirmation carefully and let us know within 10 calendar days if there are any discrepancies.

Clients' accounts are protected by the Canadian Investor Protection Fund within specified limits. A brochure describing the nature and limits of coverage is available upon request.

Abbreviations used in the security descriptions
RS = Restricted shares
NVS = Non-voting shares
RVS = Restricted voting shares
SVS = Subordinate voting shares
MVS = Multiple voting shares
/D = DSC (Deferred Sales Charge)
/NL = No Load

Disclosure of sources of revenue
TD Direct Investing and/or parties related to us may earn revenue in addition to commission from the following sources: currency conversion charges on certain trades and mutual fund transactions, fees paid by issuers and others in connection with corporate actions and new issues, the sale of fixed income products, trailer fees paid by mutual fund companies, and remuneration paid by U.S. market makers and exchanges in connection with U.S. trades. For more information, see the TD Waterhouse Canada Inc. Account and Service Agreements and Disclosure Documents booklet. It is also available online at tddirectinvesting.ca.

The name of the salesperson, dealer and/or market in this transaction will be provided upon request.

TD Direct Investing is a division of TD Waterhouse Canada Inc., a subsidiary of The Toronto-Dominion Bank.

Thank you for choosing TD Direct Investing.

TD Direct Investing
3500 STEELES AVE E
TOWER 2, 2ND FLOOR
MARKHAM ON L3R 0X1

TD Direct Investing

[redacted]

Transaction Confirmation

Account number and type
[redacted] - Margin Account - US

Questions?
Contact an Investment Representative
Toll Free 1 (877) 348-6722

Transaction on September 15, 2017

- **For settlement on:** September 19, 2017
- **Processed on:** September 15, 2017

Transaction	Security Description	Quantity	Price ($)	Amount ($)
You bought	TEVA PHARMACEUTICAL ADR	391	17.91	

Ticker symbol: TEVA
Security number: 660900
CUSIP ID: 881624209
Trade number: 060510
Trade processed by: RMPV

	Gross transaction amount	USD 7,002.81
Plus	Commission	4.99
Equals	**Net transaction amount**	**USD $7,007.80**

As agent, TD Direct Investing confirms the above purchase on a U.S. OTC marketplace for settlement in your account.

Important information

Please review the information in this Transaction Confirmation carefully and let us know within 10 calendar days if there are any discrepancies.

Clients' accounts are protected by the Canadian Investor Protection Fund within specified limits. A brochure describing the nature and limits of coverage is available upon request.

Abbreviations used in the security descriptions
RS = Restricted shares
NVS = Non-voting shares
RVS = Restricted voting shares
SVS = Subordinate voting shares
MVS = Multiple voting shares
/D = DSC (Deferred Sales Charge)
/NL = No Load

Disclosure of sources of revenue
TD Direct Investing and/or parties related to us may earn revenue in addition to commission from the following sources: currency conversion charges on certain trades and mutual fund transactions, fees paid by issuers and others in connection with corporate actions and new issues, the sale of fixed income products, trailer fees paid by mutual fund companies, and remuneration paid by U.S. market makers and exchanges in connection with U.S. trades. For more information, see the TD Waterhouse Canada Inc. Account and Service Agreements and Disclosure Documents booklet. It is also available online at tddirectinvesting.ca.

The name of the salesperson, dealer and/or market in this transaction will be provided upon request.

TD Direct Investing is a division of TD Waterhouse Canada Inc., a subsidiary of The Toronto-Dominion Bank.

Thank you for choosing TD Direct Investing.

TD Direct Investing
3500 STEELES AVE E
TOWER 2, 2ND FLOOR
MARKHAM ON L3R 0X1

TD Direct Investing

Transaction Confirmation

[redacted]

Account number and type
[redacted] - Margin Account - US

Questions?
Contact an Investment Representative
Toll Free 1 (877) 348-6722

Transaction on September 15, 2017

- **For settlement on:** September 19, 2017
- **Processed on:** September 15, 2017

Transaction	Security Description	Quantity	Price ($)	Amount ($)
You bought	TEVA PHARMACEUTICAL ADR	4	18.04	
		187	18.04	
		191		

Ticker symbol: TEVA
Security number: 660900
CUSIP ID: 881624209
Trade number: 062013
Trade processed by: RMPV

	Gross transaction amount	USD 3,445.64
Plus	Commission	4.99
Equals	**Net transaction amount**	**USD $3,450.63**

As agent, TD Direct Investing confirms the above purchase on a U.S. OTC marketplace for settlement in your account.

Important information

Please review the information in this Transaction Confirmation carefully and let us know within 10 calendar days if there are any discrepancies.

Clients' accounts are protected by the Canadian Investor Protection Fund within specified limits. A brochure describing the nature and limits of coverage is available upon request.

Abbreviations used in the security descriptions
RS = Restricted shares
NVS = Non-voting shares
RVS = Restricted voting shares
SVS = Subordinate voting shares
MVS = Multiple voting shares
/D = DSC (Deferred Sales Charge)
/NL = No Load

Disclosure of sources of revenue
TD Direct Investing and/or parties related to us may earn revenue in addition to commission from the following sources: currency conversion charges on certain trades and mutual fund transactions, fees paid by issuers and others in connection with corporate actions and new issues, the sale of fixed income products, trailer fees paid by mutual fund companies, and remuneration paid by U.S. market makers and exchanges in connection with U.S. trades. For more information, see the TD Waterhouse Canada Inc. Account and Service Agreements and Disclosure Documents booklet. It is also available online at tddirectinvesting.ca.

The name of the salesperson, dealer and/or market in this transaction will be provided upon request.

TD Direct Investing is a division of TD Waterhouse Canada Inc., a subsidiary of The Toronto-Dominion Bank.

Thank you for choosing TD Direct Investing.

TD Direct Investing
3500 STEELES AVE E
TOWER 2, 2ND FLOOR
MARKHAM ON L3R 0X1

TD Direct Investing

[redacted]

Transaction Confirmation

Account number and type
[redacted] - Margin Account - US

Questions?
Contact an Investment Representative
Toll Free 1 (877) 348-6722

Transaction on September 18, 2017

- **For settlement on:** September 20, 2017
- **Processed on:** September 18, 2017

Transaction	Security Description	Quantity	Price ($)	Amount ($)
You bought	TEVA PHARMACEUTICAL ADR	700	17.67	

	Gross transaction amount	USD 12,369.00
Plus	Commission	4.99
Equals	**Net transaction amount**	**USD $12,373.99**

As agent, TD Direct Investing confirms the above purchase on a U.S. OTC marketplace for settlement in your account.

Ticker symbol: TEVA
Security number: 660900
CUSIP ID: 881624209
Trade number: 067382
Trade processed by: RMPV

Important information

Please review the information in this Transaction Confirmation carefully and let us know within 10 calendar days if there are any discrepancies.

Clients' accounts are protected by the Canadian Investor Protection Fund within specified limits. A brochure describing the nature and limits of coverage is available upon request.

Abbreviations used in the security descriptions
RS = Restricted shares
NVS = Non-voting shares
RVS = Restricted voting shares
SVS = Subordinate voting shares
MVS = Multiple voting shares
/D = DSC (Deferred Sales Charge)
/NL = No Load

Disclosure of sources of revenue
TD Direct Investing and/or parties related to us may earn revenue in addition to commission from the following sources: currency conversion charges on certain trades and mutual fund transactions, fees paid by issuers and others in connection with corporate actions and new issues, the sale of fixed income products, trailer fees paid by mutual fund companies, and remuneration paid by U.S. market makers and exchanges in connection with U.S. trades. For more information, see the TD Waterhouse Canada Inc. Account and Service Agreements and Disclosure Documents booklet. It is also available online at tddirectinvesting.ca.

The name of the salesperson, dealer and/or market in this transaction will be provided upon request.

TD Direct Investing is a division of TD Waterhouse Canada Inc., a subsidiary of The Toronto-Dominion Bank.

Thank you for choosing TD Direct Investing.

SCHEDULE OF TRANSACTIONS IN TEVA ADS

A. State the number of shares of Teva ADS held at the opening of trading on February 6, 2014 (must be documented per Section II above):

0

B. List all purchases or acquisitions, including free receipts, of Teva ADS from February 6, 2014, through February 16, 2022, inclusive (must be documented), and use the checkbox provided to indicate any Teva ADS purchased in or traceable to the ADS Offering (as explained in Section II.6 above):

(SEE ATTACHED SPREADSHEETS)

Date of Purchase/ Acquisition (List Chronologically)	Number of ADS Purchased/ Acquired	Purchase/Acquisition Price per ADS	Total Purchase/Acquisition Price (excluding taxes, commissions, and fees)	Confirm Proof of Purchase/ Acquisition Enclosed	Teva Employee Stock Purchase Plan Purchase	Were the shares purchased in or traceable to the December 3, 2015 through January 6, 2016 ADS Offering?
09/18/17	500	17.08	8540.00	✓		
09/28/17	1200	17.13	20554.20	✓		
10/04/17	10500	16.34	171570.00	✓		
10/06/17	800	15.77	12611.92	✓		
10/13/17	200	14.70	2940.00	✓		

C. List all sales, including free deliveries, of Teva ADS from February 6, 2014, through February 16, 2022, inclusive (must be documented):

Date of Sale (List Chronologically) (Month/Day/Year	Number of ADS Sold	Sale Price per ADS	Total Sale Price (excluding taxes, commissions, and fees)	Confirm Proof of Sale Enclosed

TD Direct Investing
3500 STEELES AVE E
TOWER 2, 2ND FLOOR
MARKHAM ON L3R 0X1

TD Direct Investing

[redacted]

Transaction Confirmation

Account number and type
[redacted] - Margin Account - US

Questions?
Contact an Investment Representative
Toll Free 1 (877) 348-6722

Transaction on September 18, 2017

- **For settlement on:** September 20, 2017
- **Processed on:** September 18, 2017

Transaction	Security Description	Quantity	Price ($)	Amount ($)
You bought	TEVA PHARMACEUTICAL ADR	500	17.08	

	Gross transaction amount	USD 8,540.00
Plus	Commission	4.99
Equals	**Net transaction amount**	**USD $8,544.99**

As agent, TD Direct Investing confirms the above purchase on a U.S. OTC marketplace for settlement in your account.

Ticker symbol: TEVA
Security number: 660900
CUSIP ID: 881624209
Trade number: 068431
Trade processed by: RMPV

Important information

Please review the information in this Transaction Confirmation carefully and let us know within 10 calendar days if there are any discrepancies.

Clients' accounts are protected by the Canadian Investor Protection Fund within specified limits. A brochure describing the nature and limits of coverage is available upon request.

Abbreviations used in the security descriptions
RS = Restricted shares
NVS = Non-voting shares
RVS = Restricted voting shares
SVS = Subordinate voting shares
MVS = Multiple voting shares
/D = DSC (Deferred Sales Charge)
/NL = No Load

Disclosure of sources of revenue
TD Direct Investing and/or parties related to us may earn revenue in addition to commission from the following sources: currency conversion charges on certain trades and mutual fund transactions, fees paid by issuers and others in connection with corporate actions and new issues, the sale of fixed income products, trailer fees paid by mutual fund companies, and remuneration paid by U.S. market makers and exchanges in connection with U.S. trades. For more information, see the TD Waterhouse Canada Inc. Account and Service Agreements and Disclosure Documents booklet. It is also available online at tddirectinvesting.ca.

The name of the salesperson, dealer and/or market in this transaction will be provided upon request.

TD Direct Investing is a division of TD Waterhouse Canada Inc., a subsidiary of The Toronto-Dominion Bank.

Thank you for choosing TD Direct Investing.

TD Direct Investing
3500 STEELES AVE E
TOWER 2, 2ND FLOOR
MARKHAM ON L3R 0X1

TD Direct Investing

Transaction Confirmation

[redacted]

Account number and type
[redacted] - Margin Account - US

Questions?
Contact an Investment Representative
Toll Free 1 (877) 348-6722

Transaction on September 28, 2017

For settlement on: October 02, 2017
Processed on: September 28, 2017

Transaction	Security Description	Quantity	Price ($)	Amount ($)
You bought	TEVA PHARMACEUTICAL ADR	1,200	17.1285	

	Gross transaction amount	USD 20,554.20
Plus	Commission	4.99
Equals	**Net transaction amount**	**USD $20,559.19**

As agent, TD Direct Investing confirms the above purchase on a U.S. OTC marketplace for settlement in your account.

Ticker symbol: TEVA
Security number: 660900
CUSIP ID: 881624209
Trade number: 118543
Trade processed by: RMPV

Important information

Please review the information in this Transaction Confirmation carefully and let us know within 10 calendar days if there are any discrepancies.

Clients' accounts are protected by the Canadian Investor Protection Fund within specified limits. A brochure describing the nature and limits of coverage is available upon request.

Abbreviations used in the security descriptions
RS = Restricted shares
NVS = Non-voting shares
RVS = Restricted voting shares
SVS = Subordinate voting shares
MVS = Multiple voting shares
/D = DSC (Deferred Sales Charge)
/NL = No Load

Disclosure of sources of revenue
TD Direct Investing and/or parties related to us may earn revenue in addition to commission from the following sources: currency conversion charges on certain trades and mutual fund transactions, fees paid by issuers and others in connection with corporate actions and new issues, the sale of fixed income products, trailer fees paid by mutual fund companies, and remuneration paid by U.S. market makers and exchanges in connection with U.S. trades. For more information, see the TD Waterhouse Canada Inc. Account and Service Agreements and Disclosure Documents booklet. It is also available online at tddirectinvesting.ca.

The name of the salesperson, dealer and/or market in this transaction will be provided upon request.

TD Direct Investing is a division of TD Waterhouse Canada Inc., a subsidiary of The Toronto-Dominion Bank.

Thank you for choosing TD Direct Investing.

TD Direct Investing
3500 STEELES AVE E
TOWER 2, 2ND FLOOR
MARKHAM ON L3R 0X1

TD Direct Investing

Transaction Confirmation

[redacted]

Account number and type
[redacted] - Margin Account - US

Questions?
Contact an Investment Representative
Toll Free 1 (877) 348-6722

Transaction on October 04, 2017

- **For settlement on:** October 06, 2017
- **Processed on:** October 04, 2017

Transaction	Security Description	Quantity	Price ($)	Amount ($)
You bought	TEVA PHARMACEUTICAL ADR	10,500	16.34	

Ticker symbol: TEVA
Security number: 660900
CUSIP ID: 881624209
Trade number: 143689
Trade processed by: RMPV

	Gross transaction amount	USD 171,570.00
Plus	Commission	4.99
Equals	**Net transaction amount**	**USD $171,574.99**

As agent, TD Direct Investing confirms the above purchase on a U.S. OTC marketplace for settlement in your account.

Important information

Please review the information in this Transaction Confirmation carefully and let us know within 10 calendar days if there are any discrepancies.

Clients' accounts are protected by the Canadian Investor Protection Fund within specified limits. A brochure describing the nature and limits of coverage is available upon request.

Abbreviations used in the security descriptions
"RS" = Restricted shares
NVS = Non-voting shares
RVS = Restricted voting shares
SVS = Subordinate voting shares
MVS = Multiple voting shares
/D = DSC (Deferred Sales Charge)
/NL = No Load

Disclosure of sources of revenue
TD Direct Investing and/or parties related to us may earn revenue in addition to commission from the following sources: currency conversion charges on certain trades and mutual fund transactions, fees paid by issuers and others in connection with corporate actions and new issues, the sale of fixed income products, trailer fees paid by mutual fund companies, and remuneration paid by U.S. market makers and exchanges in connection with U.S. trades. For more information, see the TD Waterhouse Canada Inc. Account and Service Agreements and Disclosure Documents booklet. It is also available online at tddirectinvesting.ca.

The name of the salesperson, dealer and/or market in this transaction will be provided upon request.

TD Direct Investing is a division of TD Waterhouse Canada Inc., a subsidiary of The Toronto-Dominion Bank.

Thank you for choosing TD Direct Investing.

TD Direct Investing
3500 STEELES AVE E
TOWER 2, 2ND FLOOR
MARKHAM ON L3R 0X1

TD Direct Investing

[redacted]

Transaction Confirmation

Account number and type
[redacted] - Margin Account - US

Questions?
Contact an Investment Representative
Toll Free 1 (877) 348-6722

Transaction on October 06, 2017

- **For settlement on:** October 11, 2017
- **Processed on:** October 06, 2017

Transaction	Security Description	Quantity	Price ($)	Amount ($)
You bought	TEVA PHARMACEUTICAL ADR	800	15.7649	

	Gross transaction amount	USD 12,611.92
Plus	Commission	4.99
Equals	**Net transaction amount**	**USD $12,616.91**

As agent, TD Direct Investing confirms the above purchase on a U.S. OTC marketplace for settlement in your account.

Ticker symbol: TEVA
Security number: 660900
CUSIP ID: 881624209
Trade number: 158224
Trade processed by: RMPV

Important information

Please review the information in this Transaction Confirmation carefully and let us know within 10 calendar days if there are any discrepancies.

Clients' accounts are protected by the Canadian Investor Protection Fund within specified limits. A brochure describing the nature and limits of coverage is available upon request.

Abbreviations used in the security descriptions
RS = Restricted shares
NVS = Non-voting shares
RVS = Restricted voting shares
SVS = Subordinate voting shares
MVS = Multiple voting shares
/D = DSC (Deferred Sales Charge)
/NL = No Load

Disclosure of sources of revenue
TD Direct Investing and/or parties related to us may earn revenue in addition to commission from the following sources: currency conversion charges on certain trades and mutual fund transactions, fees paid by issuers and others in connection with corporate actions and new issues, the sale of fixed income products, trailer fees paid by mutual fund companies, and remuneration paid by U.S. market makers and exchanges in connection with U.S. trades. For more information, see the TD Waterhouse Canada Inc. Account and Service Agreements and Disclosure Documents booklet. It is also available online at tddirectinvesting.ca.

The name of the salesperson, dealer and/or market in this transaction will be provided upon request.

TD Direct Investing is a division of TD Waterhouse Canada Inc., a subsidiary of The Toronto-Dominion Bank.

Thank you for choosing TD Direct Investing.

TD Direct Investing
3500 STEELES AVE E
TOWER 2, 2ND FLOOR
MARKHAM ON L3R 0X1

TD Direct Investing

Transaction Confirmation

[redacted]

Account number and type
[redacted] - Margin Account - US

Questions?
Contact an Investment Representative
Toll Free 1 (877) 348-6722

Transaction on October 13, 2017

- **For settlement on:** October 17, 2017
- **Processed on:** October 13, 2017

Transaction	Security Description	Quantity	Price ($)	Amount ($)
You bought	TEVA PHARMACEUTICAL ADR	200	14.70	

Ticker symbol: TEVA
Security number: 660900
CUSIP ID: 881624209
Trade number: 187461
Trade processed by: RMPV

	Gross transaction amount	USD 2,940.00
Plus	Commission	4.99
Equals	**Net transaction amount**	**USD $2,944.99**

As agent, TD Direct Investing confirms the above purchase on a U.S. OTC marketplace for settlement in your account.

Important information

Please review the information in this Transaction Confirmation carefully and let us know within 10 calendar days if there are any discrepancies.

Clients' accounts are protected by the Canadian Investor Protection Fund within specified limits. A brochure describing the nature and limits of coverage is available upon request.

Abbreviations used in the security descriptions
RS = Restricted shares
NVS = Non-voting shares
RVS = Restricted voting shares
SVS = Subordinate voting shares
MVS = Multiple voting shares
/D = DSC (Deferred Sales Charge)
/NL = No Load

Disclosure of sources of revenue
TD Direct Investing and/or parties related to us may earn revenue in addition to commission from the following sources: currency conversion charges on certain trades and mutual fund transactions, fees paid by issuers and others in connection with corporate actions and new issues, the sale of fixed income products, trailer fees paid by mutual fund companies, and remuneration paid by U.S. market makers and exchanges in connection with U.S. trades. For more information, see the TD Waterhouse Canada Inc. Account and Service Agreements and Disclosure Documents booklet. It is also available online at tddirectinvesting.ca.

The name of the salesperson, dealer and/or market in this transaction will be provided upon request.

TD Direct Investing is a division of TD Waterhouse Canada Inc., a subsidiary of The Toronto-Dominion Bank.

Thank you for choosing TD Direct Investing.

SCHEDULE OF TRANSACTIONS IN TEVA ADS

A. State the number of shares of Teva ADS held at the opening of trading on February 6, 2014 (must be documented per Section II above): 0

B. List all purchases or acquisitions, including free receipts, of Teva ADS from February 6, 2014, through February 16, 2022, inclusive (must be documented), and use the checkbox provided to indicate any Teva ADS purchased in or traceable to the ADS Offering (as explained in Section II.6 above):

(SEE ATTACHED SPREADSHEETS)

Date of Purchase/ Acquisition (List Chronologically)	Number of ADS Purchased/ Acquired	Purchase/Acquisition Price per ADS	Total Purchase/Acquisition Price (excluding taxes, commissions, and fees)	Confirm Proof of Purchase/ Acquisition Enclosed	Teva Employee Stock Purchase Plan Purchase	Were the shares purchased in or traceable to the December 3, 2015 through January 6, 2016 ADS Offering?
102317	1000	14.77	14770.00	✓		

4.6

C. List all sales, including free deliveries, of Teva ADS from February 6, 2014, through February 16, 2022, inclusive (must be documented):

Date of Sale (List Chronologically) (Month/Day/Year	Number of ADS Sold	Sale Price per ADS	Total Sale Price (excluding taxes, commissions, and fees)	Confirm Proof of Sale Enclosed

TD Direct Investing
3500 STEELES AVE E
TOWER 2, 2ND FLOOR
MARKHAM ON L3R 0X1

TD Direct Investing

[redacted]

Transaction Confirmation

Account number and type
[redacted] Margin Account - US

Questions?
Contact an Investment Representative
Toll Free 1 (877) 348-6722

Transaction on October 23, 2017

- **For settlement on:** October 25, 2017
- **Processed on:** October 23, 2017

Transaction	Security Description	Quantity	Price ($)	Amount ($)
You bought	TEVA PHARMACEUTICAL ADR	1,000	14.77	

	Gross transaction amount	USD 14,770.00
Plus	Commission	4.99
Equals	**Net transaction amount**	**USD $14,774.99**

As agent, TD Direct Investing confirms the above purchase on a U.S. OTC marketplace for settlement in your account.

Ticker symbol: TEVA
Security number: 660900
CUSIP ID: 881624209
Trade number: 229386
Trade processed by: RMPV

Important information

Please review the information in this Transaction Confirmation carefully and let us know within 10 calendar days if there are any discrepancies.

Clients' accounts are protected by the Canadian Investor Protection Fund within specified limits. A brochure describing the nature and limits of coverage is available upon request.

Abbreviations used in the security descriptions
RS = Restricted shares
NVS = Non-voting shares
RVS = Restricted voting shares
SVS = Subordinate voting shares
MVS = Multiple voting shares
/D = DSC (Deferred Sales Charge)
/NL = No Load

Disclosure of sources of revenue
TD Direct Investing and/or parties related to us may earn revenue in addition to commission from the following sources: currency conversion charges on certain trades and mutual fund transactions, fees paid by issuers and others in connection with corporate actions and new issues, the sale of fixed income products, trailer fees paid by mutual fund companies, and remuneration paid by U.S. market makers and exchanges in connection with U.S. trades. For more information, see the TD Waterhouse Canada Inc. Account and Service Agreements and Disclosure Documents booklet. It is also available online at tddirectinvesting.ca.

The name of the salesperson, dealer and/or market in this transaction will be provided upon request.

TD Direct Investing is a division of TD Waterhouse Canada Inc., a subsidiary of The Toronto-Dominion Bank.

Thank you for choosing TD Direct Investing.

04-CA40053393
AF6704 v.08

SCHEDULE OF TRANSACTIONS IN TEVA ADS

A. State the number of shares of Teva ADS held at the opening of trading on February 6, 2014 (must be documented per Section II above):

0

B. List all purchases or acquisitions, including free receipts, of Teva ADS from February 6, 2014, through February 16, 2022, inclusive (must be documented), and use the checkbox provided to indicate any Teva ADS purchased in or traceable to the ADS Offering (as explained in Section II.6 above):

(SEE ATTACHED SPREADSHEETS)

Date of Purchase/ Acquisition (List Chronologically)	Number of ADS Purchased/ Acquired	Purchase/Acquisition Price per ADS	Total Purchase/Acquisition Price (excluding taxes, commissions, and fees)	Confirm Proof of Purchase/ Acquisition Enclosed	Teva Employee Stock Purchase Plan Purchase	Were the shares purchased in or traceable to the December 3, 2015 through January 6, 2016 ADS Offering?
				☐	☐	☐
				☐	☐	☐
				☐	☐	☐
				☐	☐	☐
				☐	☐	☐

C. List all sales, including free deliveries, of Teva ADS from February 6, 2014, through February 16, 2022, inclusive (must be documented):

Date of Sale (List Chronologically) (Month/Day/Year	Number of ADS Sold	Sale Price per ADS	Total Sale Price (excluding taxes, commissions, and fees)	Confirm Proof of Sale Enclosed
08/08/17	2000	18.85	37700.00	✓
08/14/17	1000	17.38	17375.40	✓
08/16/17	2000	17.43	34860.00	✓
08/17/17	1100	17.62	19382.00	✓
08/24/17	250	16.30	4075.00	✓

TD Direct Investing
3500 STEELES AVE E
TOWER 2, 2ND FLOOR
MARKHAM ON L3R 0X1

TD Direct Investing

[redacted]

Transaction Confirmation

Account number and type
[redacted] - Margin Account - US

Questions?
Contact an Investment Representative
Toll Free 1 (877) 348-6722

Transaction on August 08, 2017

- **For settlement on:** August 11, 2017
- **Processed on:** August 08, 2017

Transaction	Security Description	Quantity	Price ($)	Amount ($)
You sold	TEVA PHARMACEUTICAL ADR	2,000	18.85	

	Gross transaction amount	USD 37,700.00
Less	Commission	-4.99
Less	US tax	-0.88
Equals	**Net transaction amount**	**USD $37,694.13**

Ticker symbol: TEVA
Security number: 660900
CUSIP ID: 881624209
Trade number: 557786
Trade processed by: RMPV

As agent, TD Direct Investing confirms the above sale on a U.S. OTC marketplace for settlement in your account.

Important information

Please review the information in this Transaction Confirmation carefully and let us know within 10 calendar days if there are any discrepancies.

Clients' accounts are protected by the Canadian Investor Protection Fund within specified limits. A brochure describing the nature and limits of coverage is available upon request.

Abbreviations used in the security descriptions
RS = Restricted shares
NVS = Non-voting shares
RVS = Restricted voting shares
SVS = Subordinate voting shares
MVS = Multiple voting shares
/D = DSC (Deferred Sales Charge)
/NL = No Load

Disclosure of sources of revenue
TD Direct Investing and/or parties related to us may earn revenue in addition to commission from the following sources: currency conversion charges on certain trades and mutual fund transactions, fees paid by issuers and others in connection with corporate actions and new issues, the sale of fixed income products, trailer fees paid by mutual fund companies, and remuneration paid by U.S. market makers and exchanges in connection with U.S. trades. For more information, see the TD Waterhouse Canada Inc. Account and Service Agreements and Disclosure Documents booklet. It is also available online at tddirectinvesting.ca.

The name of the salesperson, dealer and/or market in this transaction will be provided upon request.

TD Direct Investing is a division of TD Waterhouse Canada Inc., a subsidiary of The Toronto-Dominion Bank.

Thank you for choosing TD Direct Investing.

TD Direct Investing
3500 STEELES AVE E
TOWER 2, 2ND FLOOR
MARKHAM ON L3R 0X1

TD Direct Investing

[redacted]

Transaction Confirmation

Account number and type
[redacted] - Margin Account - US

Questions?
Contact an Investment Representative
Toll Free 1 (877) 348-6722

Transaction on August 14, 2017

▸ **For settlement on:** August 17, 2017
▸ **Processed on:** August 14, 2017

Transaction	Security Description	Quantity	Price ($)	Amount ($)
You sold	TEVA PHARMACEUTICAL ADR	1,000	17.3754	

Ticker symbol: TEVA
Security number: 660900
CUSIP ID: 881624209
Trade number: 584491
Trade processed by: RMPV

	Gross transaction amount	USD 17,375.40
Less	Commission	-4.99
Less	US tax	-0.41
Equals	**Net transaction amount**	**USD $17,370.00**

As agent, TD Direct Investing confirms the above sale on a U.S. OTC marketplace for settlement in your account.

Important information

Please review the information in this Transaction Confirmation carefully and let us know within 10 calendar days if there are any discrepancies.

Clients' accounts are protected by the Canadian Investor Protection Fund within specified limits. A brochure describing the nature and limits of coverage is available upon request.

Abbreviations used in the security descriptions
RS = Restricted shares
NVS = Non–voting shares
RVS = Restricted voting shares
SVS = Subordinate voting shares
MVS = Multiple voting shares
/D = DSC (Deferred Sales Charge)
/NL = No Load

Disclosure of sources of revenue
TD Direct Investing and/or parties related to us may earn revenue in addition to commission from the following sources: currency conversion charges on certain trades and mutual fund transactions, fees paid by issuers and others in connection with corporate actions and new issues, the sale of fixed income products, trailer fees paid by mutual fund companies, and remuneration paid by U.S. market makers and exchanges in connection with U.S. trades. For more information, see the TD Waterhouse Canada Inc. Account and Service Agreements and Disclosure Documents booklet. It is also available online at tddirectinvesting.ca.

The name of the salesperson, dealer and/or market in this transaction will be provided upon request.

TD Direct Investing is a division of TD Waterhouse Canada Inc., a subsidiary of The Toronto-Dominion Bank.

Thank you for choosing TD Direct Investing.

TD Direct Investing
3500 STEELES AVE E
TOWER 2, 2ND FLOOR
MARKHAM ON L3R 0X1

TD Direct Investing

[redacted]

Transaction Confirmation

Account number and type
[redacted] - Margin Account - US

Questions?
Contact an Investment Representative
Toll Free 1 (877) 348-6722

Transaction on August 16, 2017

- **For settlement on:** August 21, 2017
- **Processed on:** August 16, 2017

Transaction	Security Description	Quantity	Price ($)	Amount ($)
You sold	TEVA PHARMACEUTICAL ADR	300	17.43	
		200	17.43	
		700	17.43	
		600	17.43	
		200	17.43	
		2,000		

Ticker symbol: TEVA
Security number: 660900
CUSIP ID: 881624209
Trade number: 596454
Trade processed by: RMPV

	Gross transaction amount	USD 34,860.00
Less	Commission	-4.99
Less	US tax	-0.81
Equals	**Net transaction amount**	**USD $34,854.20**

As agent, TD Direct Investing confirms the above sale on a U.S. OTC marketplace for settlement in your account.

Important information

Please review the information in this Transaction Confirmation carefully and let us know within 10 calendar days if there are any discrepancies.

Clients' accounts are protected by the Canadian Investor Protection Fund within specified limits. A brochure describing the nature and limits of coverage is available upon request.

Abbreviations used in the security descriptions
RS = Restricted shares
NVS = Non-voting shares
RVS = Restricted voting shares
SVS = Subordinate voting shares
MVS = Multiple voting shares
/D = DSC (Deferred Sales Charge)
/NL = No Load

Disclosure of sources of revenue
TD Direct Investing and/or parties related to us may earn revenue in addition to commission from the following sources: currency conversion charges on certain trades and mutual fund transactions, fees paid by issuers and others in connection with corporate actions and new issues, the sale of fixed income products, trailer fees paid by mutual fund companies, and remuneration paid by U.S. market makers and exchanges in connection with U.S. trades. For more information, see the TD Waterhouse Canada Inc. Account and Service Agreements and Disclosure Documents booklet. It is also available online at tddirectinvesting.ca.

The name of the salesperson, dealer and/or market in this transaction will be provided upon request.

TD Direct Investing is a division of TD Waterhouse Canada Inc., a subsidiary of The Toronto-Dominion Bank.

Thank you for choosing TD Direct Investing.

TD Direct Investing
3500 STEELES AVE E
TOWER 2, 2ND FLOOR
MARKHAM ON L3R 0X1

TD Direct Investing

[redacted]

Transaction Confirmation

Account number and type
[redacted] Margin Account - US

Questions?
Contact an Investment Representative
Toll Free 1 (877) 348-6722

Transaction on August 17, 2017

- **For settlement on:** August 22, 2017
- **Processed on:** August 17, 2017

Transaction	Security Description	Quantity	Price ($)	Amount ($)
You sold	TEVA PHARMACEUTICAL ADR	100	17.62	
		600	17.62	
		400	17.62	
		1,100		

Ticker symbol: TEVA
Security number: 660900
CUSIP ID: 881624209
Trade number: 602517
Trade processed by: RMPV

	Gross transaction amount	USD 19,382.00
Less	Commission	-4.99
Less	US tax	-0.45
Equals	**Net transaction amount**	**USD $19,376.56**

As agent, TD Direct Investing confirms the above sale on a U.S. OTC marketplace for settlement in your account.

Important information

Please review the information in this Transaction Confirmation carefully and let us know within 10 calendar days if there are any discrepancies.

Clients' accounts are protected by the Canadian Investor Protection Fund within specified limits. A brochure describing the nature and limits of coverage is available upon request.

Abbreviations used in the security descriptions
RS = Restricted shares
NVS = Non–voting shares
RVS = Restricted voting shares
SVS = Subordinate voting shares
MVS = Multiple voting shares
/D = DSC (Deferred Sales Charge)
/NL = No Load

Disclosure of sources of revenue
TD Direct Investing and/or parties related to us may earn revenue in addition to commission from the following sources: currency conversion charges on certain trades and mutual fund transactions, fees paid by issuers and others in connection with corporate actions and new issues, the sale of fixed income products, trailer fees paid by mutual fund companies, and remuneration paid by U.S. market makers and exchanges in connection with U.S. trades. For more information, see the TD Waterhouse Canada Inc. Account and Service Agreements and Disclosure Documents booklet. It is also available online at tddirectinvesting.ca.

The name of the salesperson, dealer and/or market in this transaction will be provided upon request.

TD Direct Investing is a division of TD Waterhouse Canada Inc., a subsidiary of The Toronto-Dominion Bank.

Thank you for choosing TD Direct Investing.

TD Direct Investing
3500 STEELES AVE E
TOWER 2, 2ND FLOOR
MARKHAM ON L3R 0X1

TD Direct Investing

[redacted]

Transaction Confirmation

Account number and type
[redacted] Margin Account - US

Questions?
Contact an Investment Representative
Toll Free 1 (877) 348-6722

Transaction on August 24, 2017

- **For settlement on:** August 29, 2017
- **Processed on:** August 24, 2017

Transaction	Security Description	Quantity	Price ($)	Amount ($)
You sold	TEVA PHARMACEUTICAL ADR	250	16.30	

Ticker symbol: TEVA
Security number: 660900
CUSIP ID: 881624209
Trade number: 632175
Trade processed by: RMPV

	Gross transaction amount	USD 4,075.00
Less	Commission	-4.99
Less	US tax	-0.10
Equals	**Net transaction amount**	**USD $4,069.91**

As agent, TD Direct Investing confirms the above sale on a U.S. OTC marketplace for settlement in your account.

Important information

Please review the information in this Transaction Confirmation carefully and let us know within 10 calendar days if there are any discrepancies.

Clients' accounts are protected by the Canadian Investor Protection Fund within specified limits. A brochure describing the nature and limits of coverage is available upon request.

Abbreviations used in the security descriptions
RS = Restricted shares
NVS = Non-voting shares
RVS = Restricted voting shares
SVS = Subordinate voting shares
MVS = Multiple voting shares
/D = DSC (Deferred Sales Charge)
/NL = No Load

Disclosure of sources of revenue
TD Direct Investing and/or parties related to us may earn revenue in addition to commission from the following sources: currency conversion charges on certain trades and mutual fund transactions, fees paid by issuers and others in connection with corporate actions and new issues, the sale of fixed income products, trailer fees paid by mutual fund companies, and remuneration paid by U.S. market makers and exchanges in connection with U.S. trades. For more information, see the TD Waterhouse Canada Inc. Account and Service Agreements and Disclosure Documents booklet. It is also available online at tddirectinvesting.ca.

The name of the salesperson, dealer and/or market in this transaction will be provided upon request.

TD Direct Investing is a division of TD Waterhouse Canada Inc., a subsidiary of The Toronto-Dominion Bank.

Thank you for choosing TD Direct Investing.

SCHEDULE OF TRANSACTIONS IN TEVA ADS

A. State the number of shares of Teva ADS held at the opening of trading on February 6, 2014 (must be documented per Section II above):

0

B. List all purchases or acquisitions, including free receipts, of Teva ADS from February 6, 2014, through February 16, 2022, inclusive (must be documented), and use the checkbox provided to indicate any Teva ADS purchased in or traceable to the ADS Offering (as explained in Section II.6 above):

(SEE ATTACHED SPREADSHEETS)

Date of Purchase/ Acquisition (List Chronologically)	Number of ADS Purchased/ Acquired	Purchase/Acquisition Price per ADS	Total Purchase/Acquisition Price (excluding taxes, commissions, and fees)	Confirm Proof of Purchase/ Acquisition Enclosed	Teva Employee Stock Purchase Plan Purchase	Were the shares purchased in or traceable to the December 3, 2015 through January 6, 2016 ADS Offering?
				☐	☐	☐
				☐	☐	☐
				☐	☐	☐
				☐	☐	☐
				☐	☐	☐

C. List all sales, including free deliveries, of Teva ADS from February 6, 2014, through February 16, 2022, inclusive (must be documented):

Date of Sale (List Chronologically) (Month/Day/Year	Number of ADS Sold	Sale Price per ADS	Total Sale Price (excluding taxes, commissions, and fees)	Confirm Proof of Sale Enclosed
08/25/17	100	16.55	1655.00	☑
08/31/17	500	16.17	8085.00	☑
09/01/17	100	15.97	1596.50	☑
09/08/17	500	15.41	7705.00	☑
09/12/17	41	19.20	787.20	☑

TD Direct Investing
3500 STEELES AVE E
TOWER 2, 2ND FLOOR
MARKHAM ON L3R 0X1

TD Direct Investing

[redacted]

Transaction Confirmation

Account number and type
[redacted] - Margin Account - US

Questions?
Contact an Investment Representative
Toll Free 1 (877) 348-6722

Transaction on August 25, 2017

For settlement on: August 30, 2017
Processed on: August 25, 2017

Transaction	Security Description	Quantity	Price ($)	Amount ($)
You sold	TEVA PHARMACEUTICAL ADR	100	16.55	

Ticker symbol: TEVA
Security number: 660900
CUSIP ID: 881624209
Trade number: 637760
Trade processed by: RMPV

	Gross transaction amount	USD 1,655.00
Less	Commission	-4.99
Less	US tax	-0.04
Equals	**Net transaction amount**	**USD $1,649.97**

As agent, TD Direct Investing confirms the above sale on a U.S. OTC marketplace for settlement in your account.

Important information

Please review the information in this Transaction Confirmation carefully and let us know within 10 calendar days if there are any discrepancies.

Clients' accounts are protected by the Canadian Investor Protection Fund within specified limits. A brochure describing the nature and limits of coverage is available upon request.

Abbreviations used in the security descriptions
RS = Restricted shares
NVS = Non-voting shares
RVS = Restricted voting shares
SVS = Subordinate voting shares
MVS = Multiple voting shares
/D = DSC (Deferred Sales Charge)
/NL = No Load

Disclosure of sources of revenue
TD Direct Investing and/or parties related to us may earn revenue in addition to commission from the following sources: currency conversion charges on certain trades and mutual fund transactions, fees paid by issuers and others in connection with corporate actions and new issues, the sale of fixed income products, trailer fees paid by mutual fund companies, and remuneration paid by U.S. market makers and exchanges in connection with U.S. trades. For more information, see the TD Waterhouse Canada Inc. Account and Service Agreements and Disclosure Documents booklet. It is also available online at tddirectinvesting.ca.

The name of the salesperson, dealer and/or market in this transaction will be provided upon request.

TD Direct Investing is a division of TD Waterhouse Canada Inc., a subsidiary of The Toronto-Dominion Bank.

Thank you for choosing TD Direct Investing.

TD Direct Investing
3500 STEELES AVE E
TOWER 2, 2ND FLOOR
MARKHAM ON L3R 0X1

TD Direct Investing

Transaction Confirmation

[redacted]

Account number and type
[redacted] - Margin Account - US

Questions?
Contact an Investment Representative
Toll Free 1 (877) 348-6722

Transaction on August 31, 2017

- **For settlement on:** September 06, 2017
- **Processed on:** September 01, 2017

Transaction	Security Description	Quantity	Price ($)	Amount ($)
You sold	TEVA PHARMACEUTICAL ADR AS OF AUG 31,2017	500	16.17	

Ticker symbol: TEVA
Security number: 660900
CUSIP ID: 881624209
Trade number: 660645
Trade processed by: RMPV

	Gross transaction amount	USD 8,085.00
Less	Commission	-4.99
Less	US tax	-0.19
Equals	**Net transaction amount**	**USD $8,079.82**

As agent, TD Direct Investing confirms the above sale on a U.S. OTC marketplace for settlement in your account.

Important information

Please review the information in this Transaction Confirmation carefully and let us know within 10 calendar days if there are any discrepancies.

Clients' accounts are protected by the Canadian Investor Protection Fund within specified limits. A brochure describing the nature and limits of coverage is available upon request.

Abbreviations used in the security descriptions
RS = Restricted shares
NVS = Non-voting shares
RVS = Restricted voting shares
SVS = Subordinate voting shares
MVS = Multiple voting shares
/D = DSC (Deferred Sales Charge)
/NL = No Load

Disclosure of sources of revenue
TD Direct Investing and/or parties related to us may earn revenue in addition to commission from the following sources: currency conversion charges on certain trades and mutual fund transactions, fees paid by issuers and others in connection with corporate actions and new issues, the sale of fixed income products, trailer fees paid by mutual fund companies, and remuneration paid by U.S. market makers and exchanges in connection with U.S. trades. For more information, see the TD Waterhouse Canada Inc. Account and Service Agreements and Disclosure Documents booklet. It is also available online at tddirectinvesting.ca.

The name of the salesperson, dealer and/or market in this transaction will be provided upon request.

TD Direct Investing is a division of TD Waterhouse Canada Inc., a subsidiary of The Toronto-Dominion Bank.

Thank you for choosing TD Direct Investing.

TD Direct Investing
3500 STEELES AVE E
TOWER 2, 2ND FLOOR
MARKHAM ON L3R 0X1

TD Direct Investing

Transaction Confirmation

[redacted]

Account number and type
[redacted] - Margin Account - US

Questions?
Contact an Investment Representative
Toll Free 1 (877) 348-6722

Transaction on September 01, 2017

- **For settlement on:** September 07, 2017
- **Processed on:** September 05, 2017

Transaction	Security Description	Quantity	Price ($)	Amount ($)
You sold	TEVA PHARMACEUTICAL ADR AS OF SEP 01,2017	100	15.965	

Ticker symbol: TEVA
Security number: 660900
CUSIP ID: 881624209
Trade number: 004541
Trade processed by: RMPV

	Gross transaction amount	USD 1,596.50
Less	Commission	-4.99
Less	US tax	-0.04
Equals	**Net transaction amount**	**USD $1,591.47**

As agent, TD Direct Investing confirms the above sale on a U.S. OTC marketplace for settlement in your account.

Important information

Please review the information in this Transaction Confirmation carefully and let us know within 10 calendar days if there are any discrepancies.

Clients' accounts are protected by the Canadian Investor Protection Fund within specified limits. A brochure describing the nature and limits of coverage is available upon request.

Abbreviations used in the security descriptions
RS = Restricted shares
NVS = Non-voting shares
RVS = Restricted voting shares
SVS = Subordinate voting shares
MVS = Multiple voting shares
/D = DSC (Deferred Sales Charge)
/NL = No Load

Disclosure of sources of revenue
TD Direct Investing and/or parties related to us may earn revenue in addition to commission from the following sources: currency conversion charges on certain trades and mutual fund transactions, fees paid by issuers and others in connection with corporate actions and new issues, the sale of fixed income products, trailer fees paid by mutual fund companies, and remuneration paid by U.S. market makers and exchanges in connection with U.S. trades. For more information, see the TD Waterhouse Canada Inc. Account and Service Agreements and Disclosure Documents booklet. It is also available online at tddirectinvesting.ca.

The name of the salesperson, dealer and/or market in this transaction will be provided upon request.

TD Direct Investing is a division of TD Waterhouse Canada Inc., a subsidiary of The Toronto-Dominion Bank.

Thank you for choosing TD Direct Investing.

TD Direct Investing
3500 STEELES AVE E
TOWER 2, 2ND FLOOR
MARKHAM ON L3R 0X1

TD Direct Investing

[redacted]

Transaction Confirmation

Account number and type
[redacted] - Margin Account - US

Questions?
Contact an Investment Representative
Toll Free 1 (877) 348-6722

Transaction on September 08, 2017

- **For settlement on:** September 12, 2017
- **Processed on:** September 08, 2017

Transaction	Security Description	Quantity	Price ($)	Amount ($)
You sold	TEVA PHARMACEUTICAL ADR	500	15.41	

Ticker symbol: TEVA
Security number: 660900
CUSIP ID: 881624209
Trade number: 028954
Trade processed by: RMPV

	Gross transaction amount	USD 7,705.00
Less	Commission	-4.99
Less	US tax	-0.18
Equals	**Net transaction amount**	**USD $7,699.83**

As agent, TD Direct Investing confirms the above sale on a U.S. OTC marketplace for settlement in your account.

Important information

Please review the information in this Transaction Confirmation carefully and let us know within 10 calendar days if there are any discrepancies.

Clients' accounts are protected by the Canadian Investor Protection Fund within specified limits. A brochure describing the nature and limits of coverage is available upon request.

Abbreviations used in the security descriptions
RS = Restricted shares
NVS = Non-voting shares
RVS = Restricted voting shares
SVS = Subordinate voting shares
MVS = Multiple voting shares
/D = DSC (Deferred Sales Charge)
/NL = No Load

Disclosure of sources of revenue
TD Direct Investing and/or parties related to us may earn revenue in addition to commission from the following sources: currency conversion charges on certain trades and mutual fund transactions, fees paid by issuers and others in connection with corporate actions and new issues, the sale of fixed income products, trailer fees paid by mutual fund companies, and remuneration paid by U.S. market makers and exchanges in connection with U.S. trades. For more information, see the TD Waterhouse Canada Inc. Account and Service Agreements and Disclosure Documents booklet. It is also available online at tddirectinvesting.ca.

The name of the salesperson, dealer and/or market in this transaction will be provided upon request.

TD Direct Investing is a division of TD Waterhouse Canada Inc., a subsidiary of The Toronto-Dominion Bank.

Thank you for choosing TD Direct Investing.

TD Direct Investing
3500 STEELES AVE E
TOWER 2, 2ND FLOOR
MARKHAM ON L3R 0X1

TD Direct Investing

Transaction Confirmation

[redacted]

Account number and type
[redacted] - Margin Account - US

Questions?
Contact an Investment Representative
Toll Free 1 (877) 348-6722

Transaction on September 12, 2017

- **For settlement on:** September 14, 2017
- **Processed on:** September 12, 2017

Transaction	Security Description	Quantity	Price ($)	Amount ($)
You sold	TEVA PHARMACEUTICAL ADR	41	19.20	

	Gross transaction amount	USD 787.20
Less	Commission	-4.99
Less	US tax	-0.02
Equals	**Net transaction amount**	**USD $782.19**

Ticker symbol: TEVA
Security number: 660900
CUSIP ID: 881624209
Trade number: 042703
Trade processed by: RMPV

As agent, TD Direct Investing confirms the above sale on a U.S. OTC marketplace for settlement in your account.

Important information

Please review the information in this Transaction Confirmation carefully and let us know within 10 calendar days if there are any discrepancies.

Clients' accounts are protected by the Canadian Investor Protection Fund within specified limits. A brochure describing the nature and limits of coverage is available upon request.

Abbreviations used in the security descriptions
RS = Restricted shares
NVS = Non-voting shares
RVS = Restricted voting shares
SVS = Subordinate voting shares
MVS = Multiple voting shares
/D = DSC (Deferred Sales Charge)
/NL = No Load

Disclosure of sources of revenue
TD Direct Investing and/or parties related to us may earn revenue in addition to commission from the following sources: currency conversion charges on certain trades and mutual fund transactions, fees paid by issuers and others in connection with corporate actions and new issues, the sale of fixed income products, trailer fees paid by mutual fund companies, and remuneration paid by U.S. market makers and exchanges in connection with U.S. trades. For more information, see the TD Waterhouse Canada Inc. Account and Service Agreements and Disclosure Documents booklet. It is also available online at tddirectinvesting.ca.

The name of the salesperson, dealer and/or market in this transaction will be provided upon request.

TD Direct Investing is a division of TD Waterhouse Canada Inc., a subsidiary of The Toronto-Dominion Bank.

Thank you for choosing TD Direct Investing.

04-CA40053393
AF6704 v.08

SCHEDULE OF TRANSACTIONS IN TEVA ADS

A. State the number of shares of Teva ADS held at the opening of trading on February 6, 2014 (must be documented per Section II above):

					0

B. List all purchases or acquisitions, including free receipts, of Teva ADS from February 6, 2014, through February 16, 2022, inclusive (must be documented), and use the checkbox provided to indicate any Teva ADS purchased in or traceable to the ADS Offering (as explained in Section II.6 above):

(SEE ATTACHED SPREADSHEETS)

Date of Purchase/ Acquisition (List Chronologically)	Number of ADS Purchased/ Acquired	Purchase/Acquisition Price per ADS	Total Purchase/Acquisition Price (excluding taxes, commissions, and fees)	Confirm Proof of Purchase/ Acquisition Enclosed	Teva Employee Stock Purchase Plan Purchase	Were the shares purchased in or traceable to the December 3, 2015 through January 6, 2016 ADS Offering?
		.	.			
		.	.			
		.	.			
		.	.			
		.	.			

C. List all sales, including free deliveries, of Teva ADS from February 6, 2014, through February 16, 2022, inclusive (must be documented):

Date of Sale (List Chronologically) (Month/Day/Year	Number of ADS Sold	Sale Price per ADS	Total Sale Price (excluding taxes, commissions, and fees)	Confirm Proof of Sale Enclosed
09/12/17	4000	19.25	77000.00	✓
09/15/17	391	18.17	7102.52	✓
09/20/17	489	17.52	8567.28	✓
09/27/17	211	17.67	3727.29	✓
09/29/17	1200	17.34	20808.00	✓

TD Direct Investing
3500 STEELES AVE E
TOWER 2, 2ND FLOOR
MARKHAM ON L3R 0X1

TD Direct Investing

[redacted]

Transaction Confirmation

Account number and type
[redacted] - Margin Account - US

Questions?
Contact an Investment Representative
Toll Free 1 (877) 348-6722

Transaction on September 12, 2017

- **For settlement on:** September 14, 2017
- **Processed on:** September 12, 2017

Transaction	Security Description	Quantity	Price ($)	Amount ($)
You sold	TEVA PHARMACEUTICAL ADR	400	19.25	

Ticker symbol: TEVA
Security number: 660900
CUSIP ID: 881624209
Trade number: 042660
Trade processed by: RMPV

	Gross transaction amount	USD 7,700.00
Less	Commission	-4.99
Less	US tax	-0.18
Equals	**Net transaction amount**	**USD $7,694.83**

As agent, TD Direct Investing confirms the above sale on a U.S. OTC marketplace for settlement in your account.

Important information

Please review the information in this Transaction Confirmation carefully and let us know within 10 calendar days if there are any discrepancies.

Clients' accounts are protected by the Canadian Investor Protection Fund within specified limits. A brochure describing the nature and limits of coverage is available upon request.

Abbreviations used in the security descriptions
RS = Restricted shares
NVS = Non-voting shares
RVS = Restricted voting shares
SVS = Subordinate voting shares
MVS = Multiple voting shares
/D = DSC (Deferred Sales Charge)
/NL = No Load

Disclosure of sources of revenue
TD Direct Investing and/or parties related to us may earn revenue in addition to commission from the following sources: currency conversion charges on certain trades and mutual fund transactions, fees paid by issuers and others in connection with corporate actions and new issues, the sale of fixed income products, trailer fees paid by mutual fund companies, and remuneration paid by U.S. market makers and exchanges in connection with U.S. trades. For more information, see the TD Waterhouse Canada Inc. Account and Service Agreements and Disclosure Documents booklet. It is also available online at tddirectinvesting.ca.

The name of the salesperson, dealer and/or market in this transaction will be provided upon request.

TD Direct Investing is a division of TD Waterhouse Canada Inc., a subsidiary of The Toronto-Dominion Bank.

Thank you for choosing TD Direct Investing.

TD Direct Investing
3500 STEELES AVE E
TOWER 2, 2ND FLOOR
MARKHAM ON L3R 0X1

TD Direct Investing

[redacted]

Transaction Confirmation

Account number and type
[redacted] - Margin Account - US

Questions?
Contact an Investment Representative
Toll Free 1 (877) 348-6722

Transaction on September 15, 2017

For settlement on: September 19, 2017
Processed on: September 15, 2017

Transaction	Security Description	Quantity	Price ($)	Amount ($)
You sold	TEVA PHARMACEUTICAL ADR	391	18.165	

	Gross transaction amount	USD 7,102.52
Less	Commission	-4.99
Less	US tax	-0.17
Equals	**Net transaction amount**	**USD $7,097.36**

Ticker symbol: TEVA
Security number: 660900
CUSIP ID: 881624209
Trade number: 060814
Trade processed by: RMPV

As agent, TD Direct Investing confirms the above sale on a U.S. OTC marketplace for settlement in your account.

Important information

Please review the information in this Transaction Confirmation carefully and let us know within 10 calendar days if there are any discrepancies.

Clients' accounts are protected by the Canadian Investor Protection Fund within specified limits. A brochure describing the nature and limits of coverage is available upon request.

Abbreviations used in the security descriptions
RS = Restricted shares
NVS = Non-voting shares
RVS = Restricted voting shares
SVS = Subordinate voting shares
MVS = Multiple voting shares
/D = DSC (Deferred Sales Charge)
/NL = No Load

Disclosure of sources of revenue
TD Direct Investing and/or parties related to us may earn revenue in addition to commission from the following sources: currency conversion charges on certain trades and mutual fund transactions, fees paid by issuers and others in connection with corporate actions and new issues, the sale of fixed income products, trailer fees paid by mutual fund companies, and remuneration paid by U.S. market makers and exchanges in connection with U.S. trades. For more information, see the TD Waterhouse Canada Inc. Account and Service Agreements and Disclosure Documents booklet. It is also available online at tddirectinvesting.ca.

The name of the salesperson, dealer and/or market in this transaction will be provided upon request.

TD Direct Investing is a division of TD Waterhouse Canada Inc., a subsidiary of The Toronto-Dominion Bank.

Thank you for choosing TD Direct Investing.

TD Direct Investing
3500 STEELES AVE E
TOWER 2, 2ND FLOOR
MARKHAM ON L3R 0X1

TD Direct Investing

[redacted]

Transaction Confirmation

Account number and type
[redacted] - Margin Account - US

Questions?
Contact an Investment Representative
Toll Free 1 (877) 348-6722

Transaction on September 20, 2017

- **For settlement on:** September 22, 2017
- **Processed on:** September 20, 2017

Transaction	Security Description	Quantity	Price ($)	Amount ($)
You sold	TEVA PHARMACEUTICAL ADR	489	17.52	

Ticker symbol: TEVA
Security number: 660900
CUSIP ID: 881624209
Trade number: 079305
Trade processed by: RMPV

	Gross transaction amount	USD 8,567.28
Less	Commission	-4.99
Less	US tax	-0.20
Equals	**Net transaction amount**	**USD $8,562.09**

As agent, TD Direct Investing confirms the above sale on a U.S. OTC marketplace for settlement in your account.

Important information

Please review the information in this Transaction Confirmation carefully and let us know within 10 calendar days if there are any discrepancies.

Clients' accounts are protected by the Canadian Investor Protection Fund within specified limits. A brochure describing the nature and limits of coverage is available upon request.

Abbreviations used in the security descriptions
RS = Restricted shares
NVS = Non-voting shares
RVS = Restricted voting shares
SVS = Subordinate voting shares
MVS = Multiple voting shares
/D = DSC (Deferred Sales Charge)
/NL = No Load

Disclosure of sources of revenue
TD Direct Investing and/or parties related to us may earn revenue in addition to commission from the following sources: currency conversion charges on certain trades and mutual fund transactions, fees paid by issuers and others in connection with corporate actions and new issues, the sale of fixed income products, trailer fees paid by mutual fund companies, and remuneration paid by U.S. market makers and exchanges in connection with U.S. trades. For more information, see the TD Waterhouse Canada Inc. Account and Service Agreements and Disclosure Documents booklet. It is also available online at tddirectinvesting.ca.

The name of the salesperson, dealer and/or market in this transaction will be provided upon request.

TD Direct Investing is a division of TD Waterhouse Canada Inc., a subsidiary of The Toronto-Dominion Bank.

Thank you for choosing TD Direct Investing.

TD Direct Investing
3500 STEELES AVE E
TOWER 2, 2ND FLOOR
MARKHAM ON L3R 0X1

TD Direct Investing

Transaction Confirmation

[redacted]

Account number and type
[redacted] - Margin Account - US

Questions?
Contact an Investment Representative
Toll Free 1 (877) 348-6722

Transaction on September 27, 2017

- **For settlement on:** September 29, 2017
- **Processed on:** September 27, 2017

Transaction	Security Description	Quantity	Price ($)	Amount ($)
You sold	TEVA PHARMACEUTICAL ADR	211	17.6649	

Ticker symbol: TEVA
Security number: 660900
CUSIP ID: 881624209
Trade number: 112934
Trade processed by: RMPV

	Gross transaction amount	USD 3,727.29
Less	Commission	-4.99
Less	US tax	-0.09
Equals	**Net transaction amount**	**USD $3,722.21**

As agent, TD Direct Investing confirms the above sale on a U.S. OTC marketplace for settlement in your account.

Important information

Please review the information in this Transaction Confirmation carefully and let us know within 10 calendar days if there are any discrepancies.

Clients' accounts are protected by the Canadian Investor Protection Fund within specified limits. A brochure describing the nature and limits of coverage is available upon request.

Abbreviations used in the security descriptions
RS = Restricted shares
NVS = Non-voting shares
RVS = Restricted voting shares
SVS = Subordinate voting shares
MVS = Multiple voting shares
/D = DSC (Deferred Sales Charge)
/NL = No Load

Disclosure of sources of revenue
TD Direct Investing and/or parties related to us may earn revenue in addition to commission from the following sources: currency conversion charges on certain trades and mutual fund transactions, fees paid by issuers and others in connection with corporate actions and new issues, the sale of fixed income products, trailer fees paid by mutual fund companies, and remuneration paid by U.S. market makers and exchanges in connection with U.S. trades. For more information, see the TD Waterhouse Canada Inc. Account and Service Agreements and Disclosure Documents booklet. It is also available online at tddirectinvesting.ca.

The name of the salesperson, dealer and/or market in this transaction will be provided upon request.

TD Direct Investing is a division of TD Waterhouse Canada Inc., a subsidiary of The Toronto-Dominion Bank.

Thank you for choosing TD Direct Investing.

TD Direct Investing
3500 STEELES AVE E
TOWER 2, 2ND FLOOR
MARKHAM ON L3R 0X1

TD Direct Investing

[redacted]

Transaction Confirmation

Account number and type
[redacted] - Margin Account - US

Questions?
Contact an Investment Representative
Toll Free 1 (877) 348-6722

Transaction on September 29, 2017

- **For settlement on:** October 03, 2017
- **Processed on:** September 29, 2017

Transaction	Security Description	Quantity	Price ($)	Amount ($)
You sold	TEVA PHARMACEUTICAL ADR	1,200	17.34	

	Gross transaction amount	USD 20,808.00
Less	Commission	-4.99
Less	US tax	-0.49
Equals	**Net transaction amount**	**USD $20,802.52**

Ticker symbol: TEVA
Security number: 660900
CUSIP ID: 881624209
Trade number: 123709
Trade processed by: RMPV

As agent, TD Direct Investing confirms the above sale on a U.S. OTC marketplace for settlement in your account.

Important information

Please review the information in this Transaction Confirmation carefully and let us know within 10 calendar days if there are any discrepancies.

Clients' accounts are protected by the Canadian Investor Protection Fund within specified limits. A brochure describing the nature and limits of coverage is available upon request.

Abbreviations used in the security descriptions
RS = Restricted shares
NVS = Non-voting shares
RVS = Restricted voting shares
SVS = Subordinate voting shares
MVS = Multiple voting shares
/D = DSC (Deferred Sales Charge)
/NL = No Load

Disclosure of sources of revenue
TD Direct Investing and/or parties related to us may earn revenue in addition to commission from the following sources: currency conversion charges on certain trades and mutual fund transactions, fees paid by issuers and others in connection with corporate actions and new issues, the sale of fixed income products, trailer fees paid by mutual fund companies, and remuneration paid by U.S. market makers and exchanges in connection with U.S. trades. For more information, see the TD Waterhouse Canada Inc. Account and Service Agreements and Disclosure Documents booklet. It is also available online at tddirectinvesting.ca.

The name of the salesperson, dealer and/or market in this transaction will be provided upon request.

TD Direct Investing is a division of TD Waterhouse Canada Inc., a subsidiary of The Toronto-Dominion Bank.

Thank you for choosing TD Direct Investing.

04-CA40053393
AF6704 v.08

SCHEDULE OF TRANSACTIONS IN TEVA ADS

A. State the number of shares of Teva ADS held at the opening of trading on February 6, 2014 (must be documented per Section II above):

0

B. List all purchases or acquisitions, including free receipts, of Teva ADS from February 6, 2014, through February 16, 2022, inclusive (must be documented), and use the checkbox provided to indicate any Teva ADS purchased in or traceable to the ADS Offering (as explained in Section II.6 above):

(SEE ATTACHED SPREADSHEETS)

Date of Purchase/ Acquisition (List Chronologically)	Number of ADS Purchased/ Acquired	Purchase/Acquisition Price per ADS	Total Purchase/Acquisition Price (excluding taxes, commissions, and fees)	Confirm Proof of Purchase/ Acquisition Enclosed	Teva Employee Stock Purchase Plan Purchase	Were the shares purchased in or traceable to the December 3, 2015 through January 6, 2016 ADS Offering?
				☐	☐	☐
				☐	☐	☐
				☐	☐	☐
				☐	☐	☐
				☐	☐	☐

C. List all sales, including free deliveries, of Teva ADS from February 6, 2014, through February 16, 2022, inclusive (must be documented):

Date of Sale (List Chronologically) (Month/Day/Year	Number of ADS Sold	Sale Price per ADS	Total Sale Price (excluding taxes, commissions, and fees)	Confirm Proof of Sale Enclosed
10/02/17	450	18.49	8318.25	✓
10/03/17	150	18.75	2812.50	✓
10/04/17	9700	16.28	157961.59	✓
10/06/17	800	15.84	12668.08	✓
10/13/17	200	14.87	2973.02	✓

TD Direct Investing
3500 STEELES AVE E
TOWER 2, 2ND FLOOR
MARKHAM ON L3R 0X1

TD Direct Investing

[redacted]

Transaction Confirmation

Account number and type
[redacted] - Margin Account - US

Questions?
Contact an Investment Representative
Toll Free 1 (877) 348-6722

Transaction on October 02, 2017

For settlement on: October 04, 2017
Processed on: October 02, 2017

Transaction	Security Description	Quantity	Price ($)	Amount ($)
You sold	TEVA PHARMACEUTICAL ADR	450	18.485	

Ticker symbol: TEVA
Security number: 660900
CUSIP ID: 881624209
Trade number: 130047
Trade processed by: RMPV

	Gross transaction amount	USD 8,318.25
Less	Commission	-4.99
Less	US tax	-0.20
Equals	**Net transaction amount**	**USD $8,313.06**

As agent, TD Direct Investing confirms the above sale on a U.S. OTC marketplace for settlement in your account.

Important information

Please review the information in this Transaction Confirmation carefully and let us know within 10 calendar days if there are any discrepancies.

Clients' accounts are protected by the Canadian Investor Protection Fund within specified limits. A brochure describing the nature and limits of coverage is available upon request.

Abbreviations used in the security descriptions
RS = Restricted shares
NVS = Non-voting shares
RVS = Restricted voting shares
SVS = Subordinate voting shares
MVS = Multiple voting shares
/D = DSC (Deferred Sales Charge)
/NL = No Load

Disclosure of sources of revenue
TD Direct Investing and/or parties related to us may earn revenue in addition to commission from the following sources: currency conversion charges on certain trades and mutual fund transactions, fees paid by issuers and others in connection with corporate actions and new issues, the sale of fixed income products, trailer fees paid by mutual fund companies, and remuneration paid by U.S. market makers and exchanges in connection with U.S. trades. For more information, see the TD Waterhouse Canada Inc. Account and Service Agreements and Disclosure Documents booklet. It is also available online at tddirectinvesting.ca.

The name of the salesperson, dealer and/or market in this transaction will be provided upon request.

TD Direct Investing is a division of TD Waterhouse Canada Inc., a subsidiary of The Toronto-Dominion Bank.

Thank you for choosing TD Direct Investing.

TD Direct Investing
3500 STEELES AVE E
TOWER 2, 2ND FLOOR
MARKHAM ON L3R 0X1

TD Direct Investing

[redacted]

Transaction Confirmation

Account number and type
[redacted] - Margin Account - US

Questions?
Contact an Investment Representative
Toll Free 1 (877) 348-6722

Transaction on October 03, 2017

- **For settlement on:** October 05, 2017
- **Processed on:** October 03, 2017

Transaction	Security Description	Quantity	Price ($)	Amount ($)
You sold	TEVA PHARMACEUTICAL ADR	150	18.75	

Ticker symbol: TEVA
Security number: 660900
CUSIP ID: 881624209
Trade number: 137872
Trade processed by: RMPV

	Gross transaction amount	USD 2,812.50
Less	Commission	-4.99
Less	US tax	-0.07
Equals	**Net transaction amount**	**USD $2,807.44**

As agent, TD Direct Investing confirms the above sale on a U.S. OTC marketplace for settlement in your account.

Important information

Please review the information in this Transaction Confirmation carefully and let us know within 10 calendar days if there are any discrepancies.

Clients' accounts are protected by the Canadian Investor Protection Fund within specified limits. A brochure describing the nature and limits of coverage is available upon request.

Abbreviations used in the security descriptions
RS = Restricted shares
NVS = Non-voting shares
RVS = Restricted voting shares
SVS = Subordinate voting shares
MVS = Multiple voting shares
/D = DSC (Deferred Sales Charge)
/NL = No Load

Disclosure of sources of revenue
TD Direct Investing and/or parties related to us may earn revenue in addition to commission from the following sources: currency conversion charges on certain trades and mutual fund transactions, fees paid by issuers and others in connection with corporate actions and new issues, the sale of fixed income products, trailer fees paid by mutual fund companies, and remuneration paid by U.S. market makers and exchanges in connection with U.S. trades. For more information, see the TD Waterhouse Canada Inc. Account and Service Agreements and Disclosure Documents booklet. It is also available online at tddirectinvesting.ca.

The name of the salesperson, dealer and/or market in this transaction will be provided upon request.

TD Direct Investing is a division of TD Waterhouse Canada Inc., a subsidiary of The Toronto-Dominion Bank.

Thank you for choosing TD Direct Investing.

TD Direct Investing
3500 STEELES AVE E
TOWER 2, 2ND FLOOR
MARKHAM ON L3R 0X1

TD Direct Investing

[redacted]

Transaction Confirmation

Account number and type
[redacted] - Margin Account - US

Questions?
Contact an Investment Representative
Toll Free 1 (877) 348-6722

Transaction on October 04, 2017

- **For settlement on:** October 06, 2017
- **Processed on:** October 04, 2017

Transaction	Security Description	Quantity	Price ($)	Amount ($)
You sold	TEVA PHARMACEUTICAL ADR	9,700	16.2847	

Ticker symbol: TEVA
Security number: 660900
CUSIP ID: 881624209
Trade number: 143665
Trade processed by: RMPV

	Gross transaction amount	USD 157,961.59
Less	Commission	-4.99
Less	US tax	-3.65
Equals	**Net transaction amount**	**USD $157,952.95**

As agent, TD Direct Investing confirms the above sale on a U.S. OTC marketplace for settlement in your account.

Important information

Please review the information in this Transaction Confirmation carefully and let us know within 10 calendar days if there are any discrepancies.

Clients' accounts are protected by the Canadian Investor Protection Fund within specified limits. A brochure describing the nature and limits of coverage is available upon request.

Abbreviations used in the security descriptions
RS = Restricted shares
NVS = Non-voting shares
RVS = Restricted voting shares
SVS = Subordinate voting shares
MVS = Multiple voting shares
/D = DSC (Deferred Sales Charge)
/NL = No Load

Disclosure of sources of revenue
TD Direct Investing and/or parties related to us may earn revenue in addition to commission from the following sources: currency conversion charges on certain trades and mutual fund transactions, fees paid by issuers and others in connection with corporate actions and new issues, the sale of fixed income products, trailer fees paid by mutual fund companies, and remuneration paid by U.S. market makers and exchanges in connection with U.S. trades. For more information, see the TD Waterhouse Canada Inc. Account and Service Agreements and Disclosure Documents booklet. It is also available online at tddirectinvesting.ca.

The name of the salesperson, dealer and/or market in this transaction will be provided upon request.

TD Direct Investing is a division of TD Waterhouse Canada Inc., a subsidiary of The Toronto-Dominion Bank.

Thank you for choosing TD Direct Investing.

TD Direct Investing
3500 STEELES AVE E
TOWER 2, 2ND FLOOR
MARKHAM ON L3R 0X1

TD Direct Investing

[redacted]

Transaction Confirmation

Account number and type
[redacted]- Margin Account - US

Questions?
Contact an Investment Representative
Toll Free 1 (877) 348-6722

Transaction on October 06, 2017

- **For settlement on:** October 11, 2017
- **Processed on:** October 06, 2017

Transaction	Security Description	Quantity	Price ($)	Amount ($)
You sold	TEVA PHARMACEUTICAL ADR	800	15.8351	

Ticker symbol: TEVA
Security number: 660900
CUSIP ID: 881624209
Trade number: 158450
Trade processed by: RMPV

	Gross transaction amount	USD 12,668.08
Less	Commission	-4.99
Less	US tax	-0.30
Equals	**Net transaction amount**	**USD $12,662.79**

As agent, TD Direct Investing confirms the above sale on a U.S. OTC marketplace for settlement in your account.

Important information

Please review the information in this Transaction Confirmation carefully and let us know within 10 calendar days if there are any discrepancies.

Clients' accounts are protected by the Canadian Investor Protection Fund within specified limits. A brochure describing the nature and limits of coverage is available upon request.

Abbreviations used in the security descriptions
RS = Restricted shares
NVS = Non-voting shares
RVS = Restricted voting shares
SVS = Subordinate voting shares
MVS = Multiple voting shares
/D = DSC (Deferred Sales Charge)
/NL = No Load

Disclosure of sources of revenue
TD Direct Investing and/or parties related to us may earn revenue in addition to commission from the following sources: currency conversion charges on certain trades and mutual fund transactions, fees paid by issuers and others in connection with corporate actions and new issues, the sale of fixed income products, trailer fees paid by mutual fund companies, and remuneration paid by U.S. market makers and exchanges in connection with U.S. trades. For more information, see the TD Waterhouse Canada Inc. Account and Service Agreements and Disclosure Documents booklet. It is also available online at tddirectinvesting.ca.

The name of the salesperson, dealer and/or market in this transaction will be provided upon request.

TD Direct Investing is a division of TD Waterhouse Canada Inc., a subsidiary of The Toronto-Dominion Bank.

Thank you for choosing TD Direct Investing.

TD Direct Investing
3500 STEELES AVE E
TOWER 2, 2ND FLOOR
MARKHAM ON L3R 0X1

TD Direct Investing

[redacted]

Transaction Confirmation

Account number and type
[redacted]- Margin Account - US

Questions?
Contact an Investment Representative
Toll Free 1 (877) 348-6722

Transaction on October 13, 2017

- **For settlement on:** October 17, 2017
- **Processed on:** October 13, 2017

Transaction	Security Description	Quantity	Price ($)	Amount ($)
You sold	TEVA PHARMACEUTICAL ADR	200	14.8651	

Ticker symbol: TEVA
Security number: 660900
CUSIP ID: 881624209
Trade number: 189485
Trade processed by: RMPV

	Gross transaction amount	USD 2,973.02
Less	Commission	-4.99
Less	US tax	-0.07
Equals	**Net transaction amount**	**USD $2,967.96**

As agent, TD Direct Investing confirms the above sale on a U.S. OTC marketplace for settlement in your account.

Important information

Please review the information in this Transaction Confirmation carefully and let us know within 10 calendar days if there are any discrepancies.

Clients' accounts are protected by the Canadian Investor Protection Fund within specified limits. A brochure describing the nature and limits of coverage is available upon request.

Abbreviations used in the security descriptions
"RS" = "Restricted" shares
NVS = Non-voting shares
RVS = Restricted voting shares
SVS = Subordinate voting shares
MVS = Multiple voting shares
/D = DSC (Deferred Sales Charge)
/NL = No Load

Disclosure of sources of revenue
TD Direct Investing and/or parties related to us may earn revenue in addition to commission from the following sources: currency conversion charges on certain trades and mutual fund transactions, fees paid by issuers and others in connection with corporate actions and new issues, the sale of fixed income products, trailer fees paid by mutual fund companies, and remuneration paid by U.S. market makers and exchanges in connection with U.S. trades. For more information, see the TD Waterhouse Canada Inc. Account and Service Agreements and Disclosure Documents booklet. It is also available online at tddirectinvesting.ca.

The name of the salesperson, dealer and/or market in this transaction will be provided upon request.

TD Direct Investing is a division of TD Waterhouse Canada Inc., a subsidiary of The Toronto-Dominion Bank.

Thank you for choosing TD Direct Investing.

04-CA40053393
AF6704 v.08

SCHEDULE OF TRANSACTIONS IN TEVA ADS

A. State the number of shares of Teva ADS held at the opening of trading on February 6, 2014 (must be documented per Section II above): 0

B. List all purchases or acquisitions, including free receipts, of Teva ADS from February 6, 2014, through February 16, 2022, inclusive (must be documented), and use the checkbox provided to indicate any Teva ADS purchased in or traceable to the ADS Offering (as explained in Section II.6 above):

(SEE ATTACHED SPREADSHEETS)

Date of Purchase/ Acquisition (List Chronologically)	Number of ADS Purchased/ Acquired	Purchase/Acquisition Price per ADS	Total Purchase/Acquisition Price (excluding taxes, commissions, and fees)	Confirm Proof of Purchase/ Acquisition Enclosed	Teva Employee Stock Purchase Plan Purchase	Were the shares purchased in or traceable to the December 3, 2015 through January 6, 2016 ADS Offering?
				☐	☐	☐
				☐	☐	☐
				☐	☐	☐
				☐	☐	☐
				☐	☐	☐

C. List all sales, including free deliveries, of Teva ADS from February 6, 2014, through February 16, 2022, inclusive (must be documented):

Date of Sale (List Chronologically) (Month/Day/Year	Number of ADS Sold	Sale Price per ADS	Total Sale Price (excluding taxes, commissions, and fees)	Confirm Proof of Sale Enclosed
11/02/17	2000	12.23	24460.00	✓
11/02/17	2000	12.10	24200.00	✓
11/02/17	2500	12.40	31000.00	✓
11/02/17	1000	12.35	12350.00	✓
11/02/17	4000	12.15	48600.00	✓

TD Direct Investing
3500 STEELES AVE E
TOWER 2, 2ND FLOOR
MARKHAM ON L3R 0X1

TD Direct Investing

[redacted]

Transaction Confirmation

Account number and type
[redacted] - Margin Account - US

Questions?
Contact an Investment Representative
Toll Free 1 (877) 348-6722

Transaction on November 02, 2017

- **For settlement on:** November 06, 2017
- **Processed on:** November 02, 2017

Transaction	Security Description	Quantity	Price ($)	Amount ($)
You sold	TEVA PHARMACEUTICAL ADR	850	12.23	
		750	12.23	
		400	12.23	
		2,000		

Ticker symbol: TEVA
Security number: 660900
CUSIP ID: 881624209
Trade number: 289472
Trade processed by: RMPV

	Gross transaction amount	USD 24,460.00
Less	Commission	-4.99
Less	US tax	-0.57
Equals	**Net transaction amount**	**USD $24,454.44**

As agent, TD Direct Investing confirms the above sale on a U.S. OTC marketplace for settlement in your account.

Important information

Please review the information in this Transaction Confirmation carefully and let us know within 10 calendar days if there are any discrepancies.

Clients' accounts are protected by the Canadian Investor Protection Fund within specified limits. A brochure describing the nature and limits of coverage is available upon request.

Abbreviations used in the security descriptions
RS = Restricted shares
NVS = Non-voting shares
RVS = Restricted voting shares
SVS = Subordinate voting shares
MVS = Multiple voting shares
/D = DSC (Deferred Sales Charge)
/NL = No Load

Disclosure of sources of revenue
TD Direct Investing and/or parties related to us may earn revenue in addition to commission from the following sources: currency conversion charges on certain trades and mutual fund transactions, fees paid by issuers and others in connection with corporate actions and new issues, the sale of fixed income products, trailer fees paid by mutual fund companies, and remuneration paid by U.S. market makers and exchanges in connection with U.S. trades. For more information, see the TD Waterhouse Canada Inc. Account and Service Agreements and Disclosure Documents booklet. It is also available online at tddirectinvesting.ca.

The name of the salesperson, dealer and/or market in this transaction will be provided upon request.

TD Direct Investing is a division of TD Waterhouse Canada Inc., a subsidiary of The Toronto-Dominion Bank.

Thank you for choosing TD Direct Investing.

TD Direct Investing
3500 STEELES AVE E
TOWER 2, 2ND FLOOR
MARKHAM ON L3R 0X1

TD Direct Investing

[redacted]

Transaction Confirmation

Account number and type
[redacted] Margin Account - US

Questions?
Contact an Investment Representative
Toll Free 1 (877) 348-6722

Transaction on November 02, 2017

- **For settlement on:** November 06, 2017
- **Processed on:** November 02, 2017

Transaction	Security Description	Quantity	Price ($)	Amount ($)
You sold	TEVA PHARMACEUTICAL ADR	1,000	12.10	
		1,000	12.10	
		2,000		

Ticker symbol: TEVA
Security number: 660900
CUSIP ID: 881624209
Trade number: 289476
Trade processed by: RMPV

	Gross transaction amount	USD 24,200.00
Less	Commission	-4.99
Less	US tax	-0.56
Equals	**Net transaction amount**	**USD $24,194.45**

As agent, TD Direct Investing confirms the above sale on a U.S. OTC marketplace for settlement in your account.

Important information

Please review the information in this Transaction Confirmation carefully and let us know within 10 calendar days if there are any discrepancies.

Clients' accounts are protected by the Canadian Investor Protection Fund within specified limits. A brochure describing the nature and limits of coverage is available upon request.

Abbreviations used in the security descriptions
RS = Restricted shares
NVS = Non-voting shares
RVS = Restricted voting shares
SVS = Subordinate voting shares
MVS = Multiple voting shares
/D = DSC (Deferred Sales Charge)
/NL = No Load

Disclosure of sources of revenue
TD Direct Investing and/or parties related to us may earn revenue in addition to commission from the following sources: currency conversion charges on certain trades and mutual fund transactions, fees paid by issuers and others in connection with corporate actions and new issues, the sale of fixed income products, trailer fees paid by mutual fund companies, and remuneration paid by U.S. market makers and exchanges in connection with U.S. trades. For more information, see the TD Waterhouse Canada Inc. Account and Service Agreements and Disclosure Documents booklet. It is also available online at tddirectinvesting.ca.

The name of the salesperson, dealer and/or market in this transaction will be provided upon request.

TD Direct Investing is a division of TD Waterhouse Canada Inc., a subsidiary of The Toronto-Dominion Bank.

Thank you for choosing TD Direct Investing.

TD Direct Investing
3500 STEELES AVE E
TOWER 2, 2ND FLOOR
MARKHAM ON L3R 0X1

TD Direct Investing

[redacted]

Transaction Confirmation

Account number and type
[redacted] Margin Account - US

Questions?
Contact an Investment Representative
Toll Free 1 (877) 348-6722

Transaction on November 02, 2017

- **For settlement on:** November 06, 2017
- **Processed on:** November 02, 2017

Transaction	Security Description	Quantity	Price ($)	Amount ($)
You sold	TEVA PHARMACEUTICAL ADR	2,100	12.40	
		400	12.40	
		2,500		

Ticker symbol: TEVA
Security number: 660900
CUSIP ID: 881624209
Trade number: 289470
Trade processed by: RMPV

	Gross transaction amount	USD 31,000.00
Less	Commission	-4.99
Less	US tax	-0.72
Equals	**Net transaction amount**	**USD $30,994.29**

As agent, TD Direct Investing confirms the above sale on a U.S. OTC marketplace for settlement in your account.

Important information

Please review the information in this Transaction Confirmation carefully and let us know within 10 calendar days if there are any discrepancies.

Clients' accounts are protected by the Canadian Investor Protection Fund within specified limits. A brochure describing the nature and limits of coverage is available upon request.

Abbreviations used in the security descriptions
RS = Restricted shares
NVS = Non-voting shares
RVS = Restricted voting shares
SVS = Subordinate voting shares
MVS = Multiple voting shares
/D = DSC (Deferred Sales Charge)
/NL = No Load

Disclosure of sources of revenue
TD Direct Investing and/or parties related to us may earn revenue in addition to commission from the following sources: currency conversion charges on certain trades and mutual fund transactions, fees paid by issuers and others in connection with corporate actions and new issues, the sale of fixed income products, trailer fees paid by mutual fund companies, and remuneration paid by U.S. market makers and exchanges in connection with U.S. trades. For more information, see the TD Waterhouse Canada Inc. Account and Service Agreements and Disclosure Documents booklet. It is also available online at tddirectinvesting.ca.

The name of the salesperson, dealer and/or market in this transaction will be provided upon request.

TD Direct Investing is a division of TD Waterhouse Canada Inc., a subsidiary of The Toronto-Dominion Bank.

Thank you for choosing TD Direct Investing.

TD Direct Investing
3500 STEELES AVE E
TOWER 2, 2ND FLOOR
MARKHAM ON L3R 0X1

TD Direct Investing

[redacted]

Transaction Confirmation

Account number and type
[redacted] - Margin Account - US

Questions?
Contact an Investment Representative
Toll Free 1 (877) 348-6722

Transaction on November 02, 2017

- **For settlement on:** November 06, 2017
- **Processed on:** November 02, 2017

Transaction	Security Description	Quantity	Price ($)	Amount ($)
You sold	TEVA PHARMACEUTICAL ADR	900	12.35	
		100	12.35	
		1,000		

Ticker symbol: TEVA
Security number: 660900
CUSIP ID: 881624209
Trade number: 289469
Trade processed by: RMPV

	Gross transaction amount	USD 12,350.00
Less	Commission	-4.99
Less	US tax	-0.29
Equals	**Net transaction amount**	**USD $12,344.72**

As agent, TD Direct Investing confirms the above sale on a U.S. OTC marketplace for settlement in your account.

Important information

Please review the information in this Transaction Confirmation carefully and let us know within 10 calendar days if there are any discrepancies.

Clients' accounts are protected by the Canadian Investor Protection Fund within specified limits. A brochure describing the nature and limits of coverage is available upon request.

Abbreviations used in the security descriptions
RS = Restricted shares
NVS = Non-voting shares
RVS = Restricted voting shares
SVS = Subordinate voting shares
MVS = Multiple voting shares
/D = DSC (Deferred Sales Charge)
/NL = No Load

Disclosure of sources of revenue
TD Direct Investing and/or parties related to us may earn revenue in addition to commission from the following sources: currency conversion charges on certain trades and mutual fund transactions, fees paid by issuers and others in connection with corporate actions and new issues, the sale of fixed income products, trailer fees paid by mutual fund companies, and remuneration paid by U.S. market makers and exchanges in connection with U.S. trades. For more information, see the TD Waterhouse Canada Inc. Account and Service Agreements and Disclosure Documents booklet. It is also available online at tddirectinvesting.ca.

The name of the salesperson, dealer and/or market in this transaction will be provided upon request.

TD Direct Investing is a division of TD Waterhouse Canada Inc., a subsidiary of The Toronto-Dominion Bank.

Thank you for choosing TD Direct Investing.

TD Direct Investing
3500 STEELES AVE E
TOWER 2, 2ND FLOOR
MARKHAM ON L3R 0X1

TD Direct Investing

[redacted]

Transaction Confirmation

Account number and type
[redacted] - Margin Account - US

Questions?
Contact an Investment Representative
Toll Free 1 (877) 348-6722

Transaction on November 02, 2017

- **For settlement on:** November 06, 2017
- **Processed on:** November 02, 2017

Transaction	Security Description	Quantity	Price ($)	Amount ($)
You sold	TEVA PHARMACEUTICAL ADR	4,000	12.15	

Ticker symbol: TEVA
Security number: 660900
CUSIP ID: 881624209
Trade number: 289475
Trade processed by: RMPV

	Gross transaction amount	USD 48,600.00
Less	Commission	-4.99
Less	US tax	-1.13
Equals	**Net transaction amount**	**USD $48,593.88**

As agent, TD Direct Investing confirms the above sale on a U.S. OTC marketplace for settlement in your account.

Important information

Please review the information in this Transaction Confirmation carefully and let us know within 10 calendar days if there are any discrepancies.

Clients' accounts are protected by the Canadian Investor Protection Fund within specified limits. A brochure describing the nature and limits of coverage is available upon request.

Abbreviations used in the security descriptions
RS = Restricted shares
NVS = Non-voting shares
RVS = Restricted voting shares
SVS = Subordinate voting shares
MVS = Multiple voting shares
/D = DSC (Deferred Sales Charge)
/NL = No Load

Disclosure of sources of revenue
TD Direct Investing and/or parties related to us may earn revenue in addition to commission from the following sources: currency conversion charges on certain trades and mutual fund transactions, fees paid by issuers and others in connection with corporate actions and new issues, the sale of fixed income products, trailer fees paid by mutual fund companies, and remuneration paid by U.S. market makers and exchanges in connection with U.S. trades. For more information, see the TD Waterhouse Canada Inc. Account and Service Agreements and Disclosure Documents booklet. It is also available online at tddirectinvesting.ca.

The name of the salesperson, dealer and/or market in this transaction will be provided upon request.

TD Direct Investing is a division of TD Waterhouse Canada Inc., a subsidiary of The Toronto-Dominion Bank.

Thank you for choosing TD Direct Investing.

05-CA40053393
AF6705 v.08

D. Number of Teva ADS held at the close of trading on August 8, 2019 (must be documented):

					0

If you require additional space, attach extra schedules in the same format as above. Sign and print your name on each additional page.

YOU MUST READ AND SIGN THE RELEASE ON PAGE 10. FAILURE TO SIGN THE RELEASE MAY RESULT IN A DELAY IN PROCESSING OR THE REJECTION OF YOUR CLAIM.

SCHEDULE OF TRANSACTIONS IN TEVA PREFERRED SHARES

A. Purchases or acquisitions, including free receipts, of Teva Preferred Shares from December 3, 2015, through December 14, 2018, inclusive (must be documented):

Date of Purchase/ Acquisition (List Chronologically)	Number of Preferred Shares Purchased/ Acquired	Purchase/Acquisition Price per Preferred Share	Total Purchase/Acquisition Price (excluding taxes, commissions, and fees)	Confirm Proof of Purchase/ Acquisition Enclosed
		.	.	☐
		.	.	☐
		.	.	☐
		.	.	☐
		.	.	☐

B. Sales, including free deliveries, of Teva Preferred Shares from December 3, 2015, through December 14, 2018, inclusive (must be documented):

Date of Sale (List Chronologically) (Month/Day/Year	Number of Preferred Shares Sold	Sale Price per Preferred Share	Total Sale Price (excluding taxes, commissions, and fees)	Confirm Proof of Sale Enclosed	Preferred Shares Converted to ADS
		.	.	☐	☐
		.	.	☐	☐
		.	.	☐	☐
		.	.	☐	☐
		.	.	☐	☐

06-CA40053393
AF6706 v.08

C. Number of Teva Preferred Shares held at the close of trading on December 14, 2018 (must be documented):

			.		0

If you require additional space, attach extra schedules in the same format as above. Sign and print your name on each additional page.

YOU MUST READ AND SIGN THE RELEASE ON PAGE 10. FAILURE TO SIGN THE RELEASE MAY RESULT IN A DELAY IN PROCESSING OR THE REJECTION OF YOUR CLAIM.

SCHEDULE OF TRANSACTIONS IN TEVA NOTES

Note	CUSIP	Defined Name
Teva 1.400% Senior Notes due July 20, 2018	88167AAA9	the "2018 Notes"
Teva 1.700% Senior Notes due July 19, 2019	88167AAB7	the "2019 Notes"
Teva 2.200% Senior Notes due July 21, 2021	88167AAC5	the "2021 Notes"
Teva 2.800% Senior Notes due July 21, 2023	88167AAD3	the "2023 Notes"
Teva 3.150% Senior Notes due October 1, 2026	88167AAE1	the "2026 Notes"
Teva 4.100% Senior Notes due October 1, 2046	88167AAF8	the "2046 Notes"

6

A. Purchases or acquisitions, including free receipts, of Teva Notes from February 6, 2014, through February 16, 2022, inclusive (must be documented):

Date of Purchase/ Acquisition (List Chronologically)	Face Value of Notes Purchased/Acquired	Purchase/Acquisition Price per Note	Total Purchase/Acquisition Price (excluding taxes, commissions, and fees)	Confirm Proof of Purchase/ Acquisition Enclosed	Last 3 Digit of CUSIP
	.	.	.		
	.	.	.		
	.	.	.		
	.	.	.		
	.	.	.		

07-CA40053393
AF6707 v.08

B. Sales, including free deliveries, of Teva Notes from February 6, 2014, through February 16, 2022 (must be documented):

Date of Sale (List Chronologically) (Month/Day/Year)	Face Value of Notes Sold	Sale Price per Note	Total Sale Price (excluding taxes, commissions, and fees)	Confirm Proof of Sale Enclosed	Last 3 Digit of CUSIP
	.	.	.		
	.	.	.		
	.	.	.		
	.	.	.		
	.	.	.		

C. Face value of Teva Notes held at the close of trading on February 16, 2022 (must be documented):[3]

	Face Value of Notes Held
AD3	.
AE1	.
AF8	.

D. Face value of Teva 2.800% Senior Notes due July 21, 2023 (ISIN US88167AAD37; CUSIP 88167A AD3) validly tendered to Teva in October or November 2021:

Tender Date	Face Value of 2023 Notes Tendered
	.

If you require additional space, attach extra schedules in the same format as above. Sign and print your name on each additional page.

YOU MUST READ AND SIGN THE RELEASE ON PAGE 10. FAILURE TO SIGN THE RELEASE MAY RESULT IN A DELAY IN PROCESSING OR THE REJECTION OF YOUR CLAIM.

3 Please report maturities and/or redemptions as deliveries above in Part (B) of "Schedule of Transactions in Teva Notes."

III. SUBMISSION TO JURISDICTION OF COURT AND ACKNOWLEDGMENTS

I (We) submit this Proof of Claim and Release under the terms of the Stipulation of Settlement, dated January 18, 2022 ("Stipulation") described in the Notice. I (We) also submit to the jurisdiction of the United States District Court for the District of Connecticut, with respect to my (our claim) as a Settlement Class Member (as defined in the Stipulation) and for purposes of enforcing the release set forth herein. I (We) further acknowledge that I am (we are) not excluded from the Settlement Class and am (are) bound by and subject to the terms of any judgment that may be entered in the Litigation. I (We) agree to furnish additional information to support this claim if required to do so. I (We) have not submitted any other claim covering the same purchases or sales of Teva Securities during the Class Period and know of no other Person having done so on my (our) behalf.

IV. RELEASE

1. I (We) hereby acknowledge, on behalf of myself (ourselves) and each of my (our) past and present trustees, fiduciaries, guardians, representatives, estate trustees, heirs, executors, administrators, predecessors, successors and assigns, and any other person claiming by, through or on behalf of myself (ourselves), in their capacities as such, shall be deemed by operation of law to (a) have released, waived, discharged and dismissed each and every of the Released Claims against the Released Parties; and (b) forever be enjoined from commencing, instituting or prosecuting any or all of the Released Claims against any of the Released Defendants.

2. "Released Claims" means any and all claims, rights, actions, issues, controversies, causes of action, duties, obligations, demands, actions, debts, sums of money, suits, contracts, agreements, promises, damages, and liabilities of every kind, nature and description (including Unknown Claims as defined in ¶1.41 of the Stipulation) whether arising under federal, state or foreign law, or statutory, common or administrative law, or any other law, rule or regulation, whether asserted as claims, cross-claims, counterclaims or third party claims, whether fixed or contingent, choate or inchoate, accrued or not accrued, matured or unmatured, liquidated or un-liquidated, perfected or unperfected, whether class or individual in nature, that previously existed, currently exist, exist as of the date of the Court approval of the Settlement or that may arise in the future, that Class Representatives or any other member of the Settlement Class asserted in the Second Amended Consolidated Class Action Complaint (ECF 310) or could have asserted in the Litigation or in any other action or in any forum (including, without limitation, any federal or state court, or in any other court, arbitration proceeding, administrative agency or other forum, in the U.S. or elsewhere) that in any way arise out of, are based upon, relate to or concern the claims, allegations, transactions, facts, circumstances, events, acts, disclosures, statements, representations, omissions or failures to act alleged, set forth, referred to, involved in, or which could have been raised in the Litigation or the Complaint, and that in any way arise out of, are based upon, relate to or concern the purchase or acquisition of Teva Securities during the Class Period, including, without limitation, claims that arise out of or relate to any disclosures (including in financial statements), U.S. Securities and Exchange Commission filings, press releases, investor calls, registration statements, offering memoranda, web postings, presentations or any other statements by Defendants during the Class Period. Released Claims do not include any claims asserted by Direct Action Plaintiffs who have not both (i) dismissed their claims and (ii) sought to be included in the Settlement Class by timely submitting a completed Proof of Claim and Release. Released Claims also do not include claims to enforce the settlement and the Stipulation, any and all claims against Defendants currently pending in the courts of Israel based on purchases of common stock trading on the Tel Aviv Stock Exchange, or any claims brought derivatively. For the avoidance of doubt, such non-released claims include those asserted in *Gat et al. v. Teva Pharmaceutical Industries Ltd., et al.*, No. 17017-11-16 (Tel Aviv – Jaffa District), *Lightcom (Israel) Ltd. et al. v. Teva Pharmaceutical Industries Ltd., et al.*, No. 5407-09-17 (Tel Aviv – Jaffa District), and the derivative actions consolidated in Israel as *Schneider v. Teva Pharmaceutical Industries Ltd., et al.*, No. 1944-03-20.

3. "Released Defendants" means each and all of the Defendants and the applicable Related Parties.

4. "Related Parties" means, as applicable, each and all of the following: (a) each and every Defendant, including all defendants previously named in this action; (b) each and every member of the Settlement Class, Class Representatives, and Class Representatives' counsel; (c) the respective present and former parents, affiliates, subsidiaries, divisions, directors, officers, employees, general partners and limited partners, and successors in interest, including without limitation any Person in which a Person in subpart (a) and (b) has or had a controlling interest, in their respective capacities as such; and (d) the present and former members of the immediate family, heirs, principals, trustees, trusts, executors, administrators, predecessors, successors, assigns, members, agents, subsidiaries, employees, officers, managers, directors, general partners, limited partners, attorneys, representatives, estates, divisions, estate managers, indemnifiers, insurers and reinsurers of each of the Persons listed in subparts (a), (b), and (c) of this definition, in their respective capacities as such.

5. "Unknown Claims" means (i) any Released Claims which Class Representatives or Settlement Class Members do not know or suspect to exist in his, her or its favor at the time of the release of the Released Defendants which, if known by him, her or it, might have affected his, her or its settlement with and release of the Released Defendants, or might have affected his, her or its decision with respect to the settlement, including, but not limited to, whether or not to object to this settlement or seek exclusion from the Settlement Class, and (ii) any Releasing Defendants' Claims that Released Defendants do not know or suspect to exist in his, her or its favor at the time of the release, which, if known by him, her or it, might have affected his, her or its settlement with and release of Class Representatives and Settlement Class Members. With respect to any and all Released Claims and Releasing Defendants' Claims, the Released Parties stipulate and agree that, upon the Effective Date, Class Representatives and the Released Defendants shall expressly waive, and each of the Settlement Class Members shall be deemed to have, and by operation of the Judgment shall have, expressly waived, the provisions, rights, and benefits of California Civil Code §1542 and any law of any state or territory of the United States, or principle of common law, which is similar, comparable, or equivalent to California Civil Code §1542, which provides:

A general release does not extend to claims that the creditor or releasing party does not know or suspect to exist in his or her favor at the time of executing the release, which if known by him or her would have materially affected his or her settlement with the debtor or released party.

Class Representatives, Settlement Class Members, and Released Defendants may hereafter discover facts in addition to or different from those which he, she or it now knows or believes to be true with respect to the subject matter of the Released Claims, but Class Representatives and Released Defendants shall expressly settle and release, and each Settlement Class Member, upon the Effective Date, shall be deemed to have, and by operation of the Judgment shall have, fully, finally, and forever settled and released any and all Released Claims, known or unknown, suspected or unsuspected, contingent or non-contingent, disclosed or undisclosed, matured or unmatured, whether or not concealed or hidden, which now exist, or heretofore have existed, upon any theory of law or equity now existing or coming into existence in the future, including, but not limited to, conduct which is negligent, intentional, with or without malice, or a breach of any duty, law or rule, without regard to the subsequent discovery or existence of such different or additional facts. Class Representatives and Released Defendants acknowledge, and the Settlement Class Members shall be deemed by operation of the Judgment to have acknowledged, that the foregoing waiver was separately bargained for and a key element of the settlement of which this release is a part.

6. This release shall be of no force or effect unless and until the Court approves the settlement set forth in the Stipulation and it becomes effective on the Effective Date.

7. I (We) hereby warrant and represent that I (we) have not assigned or transferred or purported to assign or transfer, voluntarily or involuntarily, any matter released pursuant to this release or any other part or portion thereof.

8. I (We) hereby warrant and represent that I (we) have included information about all of my (our) transactions in Teva Securities that occurred during the Class Period as well as the number of Teva Securities held by me (us) at the opening of trading on February 6, 2014 and the close of trading on the dates requested above.

9. I (We) certify that I am (we are) not subject to backup withholding under the provisions of Section 3406(a)(1)(C) of the Internal Revenue Code.

Note: If you have been notified by the Internal Revenue Service that you are subject to backup withholding, please strike out the language that you are not subject to backup withholding in the certification above.

I declare under penalty of perjury under the laws of the United States of America that the foregoing information supplied by the undersigned is true and correct.

Executed this 18TH day of MARCH / 2022
(Month/Year)

in [redacted]
(City) (State/Country)

[redacted]
Signature of Claimant

Signature of Joint Claimant, if any

[redacted]
Print Name of Claimant

Print Name of Joint Claimant, if any

BENEFICIAL PURCHASER
Capacity of person(s) signing (e.g., Beneficial Purchaser, Executor, or Administrator)

ACCURATE CLAIMS PROCESSING TAKES A SIGNIFICANT AMOUNT OF TIME. THANK YOU FOR YOUR PATIENCE.

Reminder Checklist:

1. Please sign the above release and declaration.
2. If this Claim is being made on behalf of Joint Claimants, then both must sign.
3. Remember to attach copies of supporting documentation, if available.
4. Do not send originals of certificates.
5. Keep a copy of your Proof of Claim and Release and all supporting documentation for your records.
6. If you desire an acknowledgment of receipt of your Proof of Claim and Release please send it Certified Mail, Return Receipt Requested.
7. If you move, please send your new address to the address below.
8. Do not use red pen or highlighter on the Proof of Claim and Release or supporting documentation.

THIS PROOF OF CLAIM AND RELEASE MUST BE SUBMITTED ONLINE AT WWW. TEVASECURITIESLITIGATION.COM NO LATER THAN MAY 17, 2022, OR, IF MAILED, BE POSTMARKED OR RECEIVED NO LATER THAN MAY 17, 2022 ADDRESSED AS FOLLOWS:

Epiq Class Action & Claims Solutions, Inc.
In re Teva Securities Litigation
P.O. Box 3565 Portland, OR 97208-3565

[redacted]

POST POSTES [redacted] 103631 2023 -04- 02 [redacted]

IN RE TEVA SECURITIES LITIGATION
C/O EPIQ CLASS ACTION & CLAIMS SOLUTIONS, INC
P.O. BOX 3565
PORTLAND, OREGON. USA
97208-3565

ATTN: CLAIMS ADMINISTRATOR

POST POSTES [redacted] 103631 2023 -04- 02 [redacted]

[redacted] 1

Xpresspost TM/MC — USA É.-U.

From:/De :

[redacted]

Postage paid | Port payé
00103831
Date
2023 04 02
Gross Weight | Poids brut
0.373 kg
Insured Value | Valeure insurée
$100.00 [redacted]
Postage Rate | Tarif d'affran.

COMMERCIAL INVOICE / CN23 FACTURE COMMERCIALE / CN23

Sender / Expéditeur

[redacted]

Item ID
N d'article [redacted]
Date 2023 04 02
Reference No.
N de référence
Reason for Export Document
Raison de l'exportation Document

TEVA SECURITIES LITIGATION
PO BOX 3565
PORTLAND OR 97208
UNITED STATES

Tax ID/IRS/VAT/EIN
Référence du destinataire
Gross Weight 0.373 kg
Poids brut

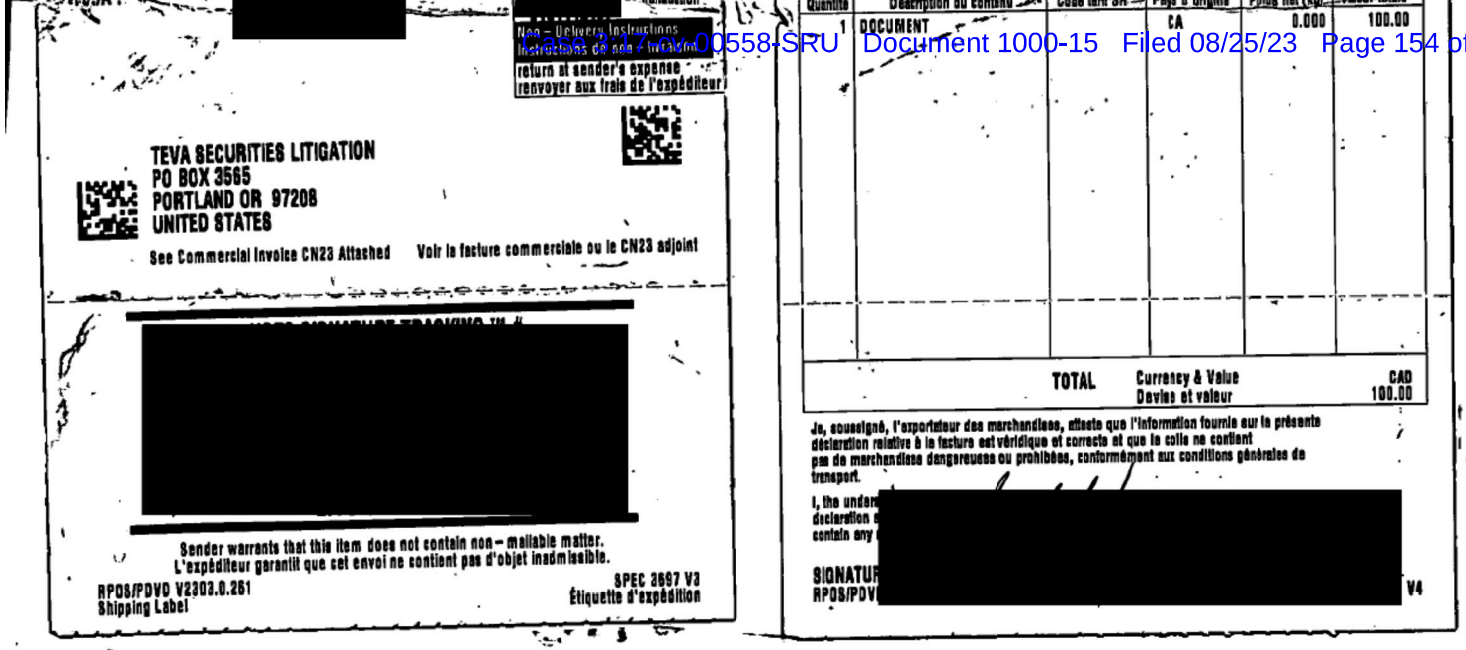
Non-Delivery Instructions
Instructions de non-livraison
return at sender's expense
renvoyer aux frais de l'expéditeur
TEVA SECURITIES LITIGATION
PO BOX 3565
PORTLAND OR 97208
UNITED STATES
See Commercial Invoice CN23 Attached
Voir la facture commerciale ou le CN23 adjoint
Sender warrants that this item does not contain non-mailable matter.
L'expéditeur garantit que cet envoi ne contient pas d'objet inadmissible.
RPOS/PDVO V2303.0.261
Shipping Label
SPEC 3697 V3
Étiquette d'expédition
Description du contenu
DOCUMENT
CA
0.000
100.00
TOTAL
Currency & Value
Devise et valeur
CAD
100.00
Je, soussigné, l'exportateur des marchandises, atteste que l'information fournie sur la présente déclaration relative à la facture est véridique et correcte et que le colis ne contient pas de marchandise dangereuse ou prohibée, conformément aux conditions générales de transport.
V4

EXHIBIT G

Part 4 of 4

2. Use the form below entitled "Claimant Identification" to identify each beneficial purchaser or acquirer of Teva Securities that forms the basis of this claim, as well as the record purchaser or acquirer if different. THIS CLAIM MUST BE FILED BY THE ACTUAL BENEFICIAL PURCHASER OR PURCHASERS, OR THE LEGAL REPRESENTATIVE OF SUCH PURCHASER OR PURCHASERS OF THE TEVA SECURITIES UPON WHICH THIS CLAIM IS BASED.

3. All joint purchasers must sign this Proof of Claim and Release. Executors, administrators, guardians, conservators, and trustees must complete and sign this Proof of Claim and Release on behalf of Persons represented by them; their authority must accompany this Proof of Claim and Release, and their titles or capacities must be stated. The Social Security (or taxpayer identification) number and telephone number of the beneficial owner may be used in verifying the claim. Failure to provide the foregoing information could delay verification of your claim or result in rejection of the claim.

CLAIMANT IDENTIFICATION

The Claims Administrator will use this information for all communications regarding this Proof of Claim and Release. If this information changes, you MUST notify the Claims Administrator in writing at the address above. Complete names of all persons and entities must be provided.

[redacted] First Name MI [redacted] r's Last Name

[redacted] er's First Name MI [redacted] t Name

[redacted] aimant is not an Individual)

Representative or Custodian Name (If different from Beneficial Owner(s) listed above)

[redacted]

Address2 (apartment, unit or box number)

[redacted]

[redacted] A)

[redacted] y Number (last four digits only) OR Taxpayer Identification Number

OR

[redacted]

[redacted]

[redacted]

Account Type (check appropriate box)

- [x] Individual (includes joint owner accounts)
- [ ] Pension Plan
- [ ] Trust
- [ ] Corporation
- [ ] Estate
- [ ] IRA/401K
- [ ] Other _____ (please specify)

04-CA400533393
AF5704.v.08

SCHEDULE OF TRANSACTIONS IN TEVA ADS

A. State the number of shares of Teva ADS held at the opening of trading on February 6, 2014 (must be documented per Section II above): 0

B. List all purchases or acquisitions, including free receipts, of Teva ADS from February 6, 2014, through February 16, 2022, inclusive (must be documented), and use the checkbox provided to indicate any Teva ADS purchased in or traceable to the ADS Offering (as explained in Section II.6 above):

Date of Purchase/ Acquisition (List Chronologically)	Number of ADS Purchased/ Acquired	Purchase/Acquisition Price per ADS	Total Purchase/Acquisition Price (excluding taxes, commissions, and fees)	Confirm Proof of Purchase/ Acquisition Enclosed	Teva Employee Stock Purchase Plan Purchase	Were the shares purchased in or traceable to the December 3, 2015 through January 6, 2016 ADS Offering?
09/11/17	300	18.53	5559.18	☑	☐	☐
09/11/17	300	18.56	5574.09	☑	☐	☐
09/11/17	700	18.53	12975.95	☑	☐	☐
09/11/17	700	18.56	12992.48	☑	☐	☐
09/11/17	1000	18.43	18440.65	☑	☐	☐

C. List all sales, including free deliveries, of Teva ADS from February 6, 2014, through February 16, 2022, inclusive (must be documented):

Date of Sale (List Chronologically) (Month/Day/Year	Number of ADS Sold	Sale Price per ADS	Total Sale Price (excluding taxes, commissions, and fees)	Confirm Proof of Sale Enclosed
09/11/17	100	18.54	1849.10	☑
09/11/17	196	18.41	3604.30	☑
09/11/17	400	18.54	7419.42	☑
09/11/17	804	18.41	14801.29	☑
09/11/17	1500	18.54	27809.50	☑

04-CA40053393
AP8704 v.08

SCHEDULE OF TRANSACTIONS IN TEVA ADS

A. State the number of shares of Teva ADS held at the opening of trading on February 6, 2014 (must be documented per Section II above): 0

B. List all purchases or acquisitions, including free receipts, of Teva ADS from February 6, 2014, through February 16, 2022, inclusive (must be documented), and use the checkbox provided to indicate any Teva ADS purchased in or traceable to the ADS Offering (as explained in Section II.6 above):

Date of Purchase/ Acquisition (List Chronologically)	Number of ADS Purchased/ Acquired	Purchase/Acquisition Price per ADS	Total Purchase/Acquisition Price (excluding taxes, commissions, and fees)	Confirm Proof of Purchase/ Acquisition Enclosed	Teva Employee Stock Purchase Plan Purchase	Were the shares purchased in or traceable to the December 3, 2015 through January 6, 2016 ADS Offering?
09/15/17	200	17.90	3586.15	☑	☐	☐
09/15/17	800	17.90	14325.12	☑	☐	☐
09/15/17	1000	18.14	18151.35	☑	☐	☐
09/15/17	1000	17.99	17981.15	☑	☐	☐
09/15/17	1000	17.97	17974.95	☑	☐	☐

C. List all sales, including free deliveries, of Teva ADS from February 6, 2014, through February 16, 2022, inclusive (must be documented):

Date of Sale (List Chronologically) (Month/Day/Year	Number of ADS Sold	Sale Price per ADS	Total Sale Price (excluding taxes, commissions, and fees)	Confirm Proof of Sale Enclosed
09/15/17	200	18.04	3603.96	☑
09/15/17	800	18.04	14431.66	☑
09/15/17	3000	18.09	54206.79	☑
		.	.	☐
		.	.	☐

[redacted]

[redacted]

04-CA40053393
AP5704 v.08

SCHEDULE OF TRANSACTIONS IN TEVA ADS

A. State the number of shares of Teva ADS held at the opening of trading on February 6, 2014 (must be documented per Section II above):

0

B. List all purchases or acquisitions, including free receipts, of Teva ADS from February 6, 2014, through February 16, 2022, inclusive (must be documented), and use the checkbox provided to indicate any Teva ADS purchased in or traceable to the ADS Offering (as explained in Section II.6 above):

Date of Purchase/ Acquisition (List Chronologically)	Number of ADS Purchased/ Acquired	Purchase/Acquisition Price per ADS	Total Purchase/Acquisition Price (excluding taxes, commissions, and fees)	Confirm Proof of Purchase/ Acquisition Enclosed	Teva Employee Stock Purchase Plan Purchase	Were the shares purchased in or traceable to the December 3, 2015 through January 6, 2016 ADS Offering?
09/18/17	111	17.30	1920.30	☑	☐	☐
09/18/17	200	16.94	3393.95	☑	☐	☐
09/18/17	200	16.91	3388.21	☑	☐	☐
09/18/17	200	16.97	3399.95	☑	☐	☐
09/18/17	300	16.93	5085.95	☑	☐	☐

C. List all sales, including free deliveries, of Teva ADS from February 6, 2014, through February 16, 2022, inclusive (must be documented):

Date of Sale (List Chronologically) (Month/Day/Year	Number of ADS Sold	Sale Price per ADS	Total Sale Price (excluding taxes, commissions, and fees)	Confirm Proof of Sale Enclosed
09/18/17	100	17.90	1785.50	☑
09/18/17	100	17.55	1750.50	☑
09/18/17	300	17.65	5291.42	☑
09/18/17	1900	17.90	34009.21	☑
09/18/17	3700	17.65	65303.49	☑

[redacted]

[redacted]

04-CA40053393
AF8704 v.08

SCHEDULE OF TRANSACTIONS IN TEVA ADS

A. State the number of shares of Teva ADS held at the opening of trading on February 6, 2014 (must be documented per Section II above):

0

B. List all purchases or acquisitions, including free receipts, of Teva ADS from February 6, 2014, through February 16, 2022, inclusive (must be documented), and use the checkbox provided to indicate any Teva ADS purchased in or traceable to the ADS Offering (as explained in Section II.6 above):

Date of Purchase/ Acquisition (List Chronologically)	Number of ADS Purchased/ Acquired	Purchase/Acquisition Price per ADS	Total Purchase/Acquisition Price (excluding taxes, commissions, and fees)	Confirm Proof of Purchase/ Acquisition Enclosed	Teva Employee Stock Purchase Plan Purchase	Were the shares purchased in or traceable to the December 3, 2015 through January 6, 2016 ADS Offering?
09/18/17	300	16.89	5073.75	✓	☐	☐
09/18/17	300	16.87	5067.78	✓	☐	☐
09/18/17	300	16.94	5088.45	✓	☐	☐
09/18/17	400	17.67	7074.95	✓	☐	☐
09/18/17	400	17.13	6855.96	✓	☐	☐

C. List all sales, including free deliveries, of Teva ADS from February 6, 2014, through February 16, 2022, inclusive (must be documented):

Date of Sale (List Chronologically) (Month/Day/Year	Number of ADS Sold	Sale Price per ADS	Total Sale Price (excluding taxes, commissions, and fees)	Confirm Proof of Sale Enclosed
09/18/17	4500	16.99	76448.28	✓
09/18/17	4900	17.55	85993.01	✓
09/18/17	5000	17.20	85993.06	✓
09/18/17	5000	17.15	85759.06	✓
09/18/17	5000	17.25	94900.30	✓

[redacted]

SCHEDULE OF TRANSACTIONS IN TEVA ADS

A. State the number of shares of Teva ADS held at the opening of trading on February 6, 2014 (must be documented per Section II above):

0

B. List all purchases or acquisitions, including free receipts, of Teva ADS from February 6, 2014, through February 16, 2022, inclusive (must be documented), and use the checkbox provided to indicate any Teva ADS purchased in or traceable to the ADS Offering (as explained in Section II.6 above):

Date of Purchase/ Acquisition (List Chronologically)	Number of ADS Purchased/ Acquired	Purchase/Acquisition Price per ADS	Total Purchase/Acquisition Price (excluding taxes, commissions, and fees)	Confirm Proof of Purchase/ Acquisition Enclosed	Teva Employee Stock Purchase Plan Purchase	Were the shares purchased in or traceable to the December 3, 2015 through January 6, 2016 ADS Offering?
09/18/17	493	17.29	8523.97	☑	☐	☐
09/18/17	800	17.23	13796.87	☑	☐	☐
09/18/17	1000	18.23	18239.95	☑	☐	☐
09/18/17	1000	18.11	18111.25	☑	☐	☐
09/18/17	1000	17.94	17951.15	☑	☐	☐

C. List all sales, including free deliveries, of Teva ADS from February 6, 2014, through February 16, 2022, inclusive (must be documented):

Date of Sale (List Chronologically) (Month/Day/Year	Number of ADS Sold	Sale Price per ADS	Total Sale Price (excluding taxes, commissions, and fees)	Confirm Proof of Sale Enclosed
09/18/17	6000	17.35	104092.64	☑
09/18/17	6000	17.30	103792.65	☑
09/18/17	400	16.78	6788.89	☑
09/18/17	1000	16.94	16939.65	☑
09/18/17	4000	16.94	67753.48	☑

[redacted]

04-CA40053393
AF6704 v.08

SCHEDULE OF TRANSACTIONS IN TEVA ADS

A. State the number of shares of Teva ADS held at the opening of trading on February 6, 2014 (must be documented per Section II above): 0

B. List all purchases or acquisitions, including free receipts, of Teva ADS from February 6, 2014, through February 16, 2022, inclusive (must be documented), and use the checkbox provided to indicate any Teva ADS purchased in or traceable to the ADS Offering (as explained in Section II.6 above):

Date of Purchase/ Acquisition (List Chronologically)	Number of ADS Purchased/ Acquired	Purchase/Acquisition Price per ADS	Total Purchase/Acquisition Price (excluding taxes, commissions, and fees)	Confirm Proof of Purchase/ Acquisition Enclosed	Teva Employee Stock Purchase Plan Purchase	Were the shares purchased in or traceable to the December 3, 2015 through January 6, 2016 ADS Offering?
09/18/17	1,000	17.80	17,814.85	☑	☐	☐
09/18/17	1,000	17.67	17,679.00	☑	☐	☐
09/18/17	1,966	17.28	33,995.52	☑	☐	☐
09/18/17	2,000	17.95	35,920.75	☑	☐	☐
09/18/17	2,430	17.28	42,014.46	☑	☐	☐

C. List all sales, including free deliveries, of Teva ADS from February 6, 2014, through February 16, 2022, inclusive (must be documented):

Date of Sale (List Chronologically) (Month/Day/Year	Number of ADS Sold	Sale Price per ADS	Total Sale Price (excluding taxes, commissions, and fees)	Confirm Proof of Sale Enclosed
09/19/17	4,300	17.15	73,742.64	☑
09/19/17	100	17.29	1,724.01	☑
09/19/17	400	17.20	6,874.89	☑
09/21/17	100	17.01	1,696.39	☑
		.	.	☐

[redacted]

04-CA40053393
AC5704 v.08

SCHEDULE OF TRANSACTIONS IN TEVA ADS

A. State the number of shares of Teva ADS held at the opening of trading on February 6, 2014 (must be documented per Section II above):

0

B. List all purchases or acquisitions, including free receipts, of Teva ADS from February 6, 2014, through February 16, 2022, inclusive (must be documented), and use the checkbox provided to indicate any Teva ADS purchased in or traceable to the ADS Offering (as explained in Section II.6 above):

Date of Purchase/ Acquisition (List Chronologically)	Number of ADS Purchased/ Acquired	Purchase/Acquisition Price per ADS	Total Purchase/Acquisition Price (excluding taxes, commissions, and fees)	Confirm Proof of Purchase/ Acquisition Enclosed	Teva Employee Stock Purchase Plan Purchase	Were the shares purchased in or traceable to the December 3, 2015 through January 6, 2016 ADS Offering?
09/18/17	3600	17.67	63647.64	☑	☐	☐
09/18/17	3800	16.97	64506.91	☑	☐	☐
09/18/17	4100	17.13	70258.45	☑	☐	☐
09/18/17	4200	17.24	72408.00	☑	☐	☐
09/18/17	5500	17.32	95302.90	☑	☐	☐

C. List all sales, including free deliveries, of Teva ADS from February 6, 2014, through February 16, 2022, inclusive (must be documented):

Date of Sale (List Chronologically) (Month/Day/Year	Number of ADS Sold	Sale Price per ADS	Total Sale Price (excluding taxes, commissions, and fees)	Confirm Proof of Sale Enclosed
				☐
				☐
				☐
				☐
				☐

[redacted]

04-CA40053393

SCHEDULE OF TRANSACTIONS IN TEVA ADS

A. State the number of shares of Teva ADS held at the opening of trading on February 6, 2014 (must be documented per Section II above): 0

B. List all purchases or acquisitions, including free receipts, of Teva ADS from February 6, 2014, through February 16, 2022, inclusive (must be documented), and use the checkbox provided to indicate any Teva ADS purchased in or traceable to the ADS Offering (as explained in Section II.6 above):

Date of Purchase/ Acquisition (List Chronologically)	Number of ADS Purchased/ Acquired	Purchase/Acquisition Price per ADS	Total Purchase/Acquisition Price (excluding taxes, commissions, and fees)	Confirm Proof of Purchase/ Acquisition Enclosed	Teva Employee Stock Purchase Plan Purchase	Were the shares purchased in or traceable to the December 3, 2015 through January 6, 2016 ADS Offering?
09/18/17	6000	17.55	105358.95	✓		
09/18/17	6000	17.65	104280.95	✓		
		.	.			
		.	.			
		.	.			

C. List all sales, including free deliveries, of Teva ADS from February 6, 2014, through February 16, 2022, inclusive (must be documented):

Date of Sale (List Chronologically) (Month/Day/Year	Number of ADS Sold	Sale Price per ADS	Total Sale Price (excluding taxes, commissions, and fees)	Confirm Proof of Sale Enclosed
		.	.	
		.	.	
		.	.	
		.	.	
		.	.	

[redacted]

04-CA40053393
AF5704 v.08

SCHEDULE OF TRANSACTIONS IN TEVA ADS

A. State the number of shares of Teva ADS held at the opening of trading on February 6, 2014 (must be documented per Section II above):

0

B. List all purchases or acquisitions, including free receipts, of Teva ADS from February 6, 2014, through February 16, 2022, inclusive (must be documented), and use the checkbox provided to indicate any Teva ADS purchased in or traceable to the ADS Offering (as explained in Section II.6 above):

Date of Purchase/ Acquisition (List Chronologically)	Number of ADS Purchased/ Acquired	Purchase/Acquisition Price per ADS	Total Purchase/Acquisition Price (excluding taxes, commissions, and fees)	Confirm Proof of Purchase/ Acquisition Enclosed	Teva Employee Stock Purchase Plan Purchase	Were the shares purchased in or traceable to the December 3, 2015 through January 6, 2016 ADS Offering?
10/3/17	100	18.73	1878.55	☑	☐	☐
10/3/17	100	18.78	1883.55	☑	☐	☐
10/3/17	100	18.78	1883.55	☑	☐	☐
10/3/17	1500	18.82	28267.45	☑	☐	☐
10/5/17	200	15.67	3140.15	☑	☐	☐

C. List all sales, including free deliveries, of Teva ADS from February 6, 2014, through February 16, 2022, inclusive (must be documented):

Date of Sale (List Chronologically) (Month/Day/Year	Number of ADS Sold	Sale Price per ADS	Total Sale Price (excluding taxes, commissions, and fees)	Confirm Proof of Sale Enclosed
10/4/17	44	16.56	728.62	☑
10/4/17	100	16.37	1632.01	☑
10/4/17	100	16.07	1602.51	☑
10/4/17	200	16.07	3208.99	☑
10/4/17	300	16.40	4914.96	☑

[redacted]

04-CA4005339
AF-670A v.08

SCHEDULE OF TRANSACTIONS IN TEVA ADS

A. State the number of shares of Teva ADS held at the opening of trading on February 6, 2014 (must be documented per Section II above):

0

B. List all purchases or acquisitions, including free receipts, of Teva ADS from February 6, 2014, through February 16, 2022, inclusive (must be documented), and use the checkbox provided to indicate any Teva ADS purchased in or traceable to the ADS Offering (as explained in Section II.6 above):

Date of Purchase/ Acquisition (List Chronologically)	Number of ADS Purchased/ Acquired	Purchase/Acquisition Price per ADS	Total Purchase/Acquisition Price (excluding taxes, commissions, and fees)	Confirm Proof of Purchase/ Acquisition Enclosed	Teva Employee Stock Purchase Plan Purchase	Were the shares purchased in or traceable to the December 3, 2015 through January 6, 2016 ADS Offering?
10/23/17	50	14.58	734.42	☐	☐	☐
		.	.	☐	☐	☐
		.	.	☐	☐	☐
		.	.	☐	☐	☐
		.	.	☐	☐	☐

C. List all sales, including free deliveries, of Teva ADS from February 6, 2014, through February 16, 2022, inclusive (must be documented):

Date of Sale (List Chronologically) (Month/Day/Year	Number of ADS Sold	Sale Price per ADS	Total Sale Price (excluding taxes, commissions, and fees)	Confirm Proof of Sale Enclosed
10/04/17	300	16.40	4914.96	☑
10/04/17	456	16.56	7549.42	☑
10/04/17	500	16.67	8329.90	☑
10/13/17	100	15.20	1515.12	☑
10/13/17	100	15.04	1495.41	☑

[redacted]

04-CA40053393
AF5704 v.08

SCHEDULE OF TRANSACTIONS IN TEVA ADS

A. State the number of shares of Teva ADS held at the opening of trading on February 6, 2014 (must be documented per Section II above):

0

B. List all purchases or acquisitions, including free receipts, of Teva ADS from February 6, 2014, through February 16, 2022, inclusive (must be documented), and use the checkbox provided to indicate any Teva ADS purchased in or traceable to the ADS Offering (as explained in Section II.6 above):

Date of Purchase/ Acquisition (List Chronologically)	Number of ADS Purchased/ Acquired	Purchase/Acquisition Price per ADS	Total Purchase/Acquisition Price (excluding taxes, commissions, and fees)	Confirm Proof of Purchase/ Acquisition Enclosed	Teva Employee Stock Purchase Plan Purchase	Were the shares purchased in or traceable to the December 3, 2015 through January 6, 2016 ADS Offering?
				☐	☐	☐
				☐	☐	☐
				☐	☐	☐
				☐	☐	☐
				☐	☐	☐

C. List all sales, including free deliveries, of Teva ADS from February 6, 2014, through February 16, 2022, inclusive (must be documented):

Date of Sale (List Chronologically) (Month/Day/Year	Number of ADS Sold	Sale Price per ADS	Total Sale Price (excluding taxes, commissions, and fees)	Confirm Proof of Sale Enclosed
10/13/17	200	15.09	3012.98	☑
10/13/17	200	15.05	3005.98	☑
10/16/17	100	14.76	1471.40	☑
10/16/17	200	14.85	2965.50	☑
10/17/17	100	14.68	1463.01	☑

[redacted]

04-CA40053393
AF5704 v.08

SCHEDULE OF TRANSACTIONS IN TEVA ADS

A. State the number of shares of Teva ADS held at the opening of trading on February 6, 2014 (must be documented per Section II above):

0

B. List all purchases or acquisitions, including free receipts, of Teva ADS from February 6, 2014, through February 16, 2022, inclusive (must be documented), and use the checkbox provided to indicate any Teva ADS purchased in or traceable to the ADS Offering (as explained in Section II.6 above):

Date of Purchase/ Acquisition (List Chronologically)	Number of ADS Purchased/ Acquired	Purchase/Acquisition Price per ADS	Total Purchase/Acquisition Price (excluding taxes, commissions, and fees)	Confirm Proof of Purchase/ Acquisition Enclosed	Teva Employee Stock Purchase Plan Purchase	Were the shares purchased in or traceable to the December 3, 2015 through January 6, 2016 ADS Offering?
				☐	☐	☐
				☐	☐	☐
				☐	☐	☐
				☐	☐	☐
				☐	☐	☐

C. List all sales, including free deliveries, of Teva ADS from February 6, 2014, through February 16, 2022, inclusive (must be documented):

Date of Sale (List Chronologically) (Month/Day/Year	Number of ADS Sold	Sale Price per ADS	Total Sale Price (excluding taxes, commissions, and fees)	Confirm Proof of Sale Enclosed
10/19/17	100	14.65	1460.41	☑
10/24/17	100	14.39	1434.51	☑
10/25/17	100	14.16	1411.01	☑
10/25/17	150	14.08	2107.75	☑
		.	.	☐

[redacted]

04-CA40053393
AF6704 v.08

SCHEDULE OF TRANSACTIONS IN TEVA ADS

A. State the number of shares of Teva ADS held at the opening of trading on February 6, 2014 (must be documented per Section II above):

0

B. List all purchases or acquisitions, including free receipts, of Teva ADS from February 6, 2014, through February 16, 2022, inclusive (must be documented), and use the checkbox provided to indicate any Teva ADS purchased in or traceable to the ADS Offering (as explained in Section II.6 above):

Date of Purchase/ Acquisition (List Chronologically)	Number of ADS Purchased/ Acquired	Purchase/Acquisition Price per ADS	Total Purchase/Acquisition Price (excluding taxes, commissions, and fees)	Confirm Proof of Purchase/ Acquisition Enclosed	Teva Employee Stock Purchase Plan Purchase	Were the shares purchased in or traceable to the December 3, 2015 through January 6, 2016 ADS Offering?
11/02/17	6,100	11.13	67,928.45	☑	☐	☐
11/03/17	200	11.43	2,292.93	☑	☐	☐
11/03/17	2,800	11.43	32,030.60	☑	☐	☐
11/03/17	3,000	11.42	34,294.65	☑	☐	☐
11/03/17	3,000	11.27	33,844.65	☑	☐	☐

C. List all sales, including free deliveries, of Teva ADS from February 6, 2014, through February 16, 2022, inclusive (must be documented):

Date of Sale (List Chronologically) (Month/Day/Year	Number of ADS Sold	Sale Price per ADS	Total Sale Price (excluding taxes, commissions, and fees)	Confirm Proof of Sale Enclosed
11/03/17	300	11.36	3,407.92	☑
11/03/17	900	11.37	10,227.81	☑
11/03/17	1,000	11.01	11,004.89	☑
11/03/17	1,000	11.10	11,095.79	☑
11/03/17	1,000	11.23	11,224.89	☑

[redacted]

04-CA40053393
AP6704 v.06

SCHEDULE OF TRANSACTIONS IN TEVA ADS

A. State the number of shares of Teva ADS held at the opening of trading on February 6, 2014 (must be documented per Section II above): 0

B. List all purchases or acquisitions, including free receipts, of Teva ADS from February 6, 2014, through February 16, 2022, inclusive (must be documented), and use the checkbox provided to indicate any Teva ADS purchased in or traceable to the ADS Offering (as explained in Section II.6 above):

Date of Purchase/ Acquisition (List Chronologically)	Number of ADS Purchased/ Acquired	Purchase/Acquisition Price per ADS	Total Purchase/Acquisition Price (excluding taxes, commissions, and fees)	Confirm Proof of Purchase/ Acquisition Enclosed	Teva Employee Stock Purchase Plan Purchase	Were the shares purchased in or traceable to the December 3, 2015 through January 6, 2016 ADS Offering?
11/06/17	1000	12.01	12019.95	☑	☐	☐
11/06/17	1000	12.27	12279.95	☑	☐	☐
11/06/17	100	12.12	1217.45	☑	☐	☐
11/06/17	100	12.29	1234.45	☑	☐	☐
11/06/17	200	12.21	2447.95	☑	☐	☐

C. List all sales, including free deliveries, of Teva ADS from February 6, 2014, through February 16, 2022, inclusive (must be documented):

Date of Sale (List Chronologically) (Month/Day/Year	Number of ADS Sold	Sale Price per ADS	Total Sale Price (excluding taxes, commissions, and fees)	Confirm Proof of Sale Enclosed
11/03/17	1800	11.35	20443.56	☑
11/03/17	3000	11.57	34704.54	☑
11/06/17	1000	12.10	12098.57	☑
11/06/17	1000	12.20	12194.76	☑
11/06/17	200	12.14	2423.99	☑

[redacted]

04-CA40053393
AF8704 v.08

SCHEDULE OF TRANSACTIONS IN TEVA ADS

A. State the number of shares of Teva ADS held at the opening of trading on February 6, 2014 (must be documented per Section II above):

0

B. List all purchases or acquisitions, including free receipts, of Teva ADS from February 6, 2014, through February 16, 2022, inclusive (must be documented), and use the checkbox provided to indicate any Teva ADS purchased in or traceable to the ADS Offering (as explained in Section II.6 above):

Date of Purchase/ Acquisition (List Chronologically)	Number of ADS Purchased/ Acquired	Purchase/Acquisition Price per ADS	Total Purchase/Acquisition Price (excluding taxes, commissions, and fees)	Confirm Proof of Purchase/ Acquisition Enclosed	Teva Employee Stock Purchase Plan Purchase	Were the shares purchased in or traceable to the December 3, 2015 through January 6, 2016 ADS Offering?
11/06/17	400	12.50	5006.95	☑	☐	☐
11/06/17	800	12.22	9776.00	☑	☐	☐
11/06/17	900	12.13	10917.00	☑	☐	☐
11/06/17	900	12.30	11070.00	☑	☐	☐
11/06/17	2600	12.51	32526.00	☑	☐	☐

C. List all sales, including free deliveries, of Teva ADS from February 6, 2014, through February 16, 2022, inclusive (must be documented):

Date of Sale (List Chronologically) (Month/Day/Year	Number of ADS Sold	Sale Price per ADS	Total Sale Price (excluding taxes, commissions, and fees)	Confirm Proof of Sale Enclosed
11/06/17	800	12.14	9711.77	☑
11/06/17	1000	11.87	11864.77	☑
11/06/17	1000	12.16	12154.76	☑
11/06/17	1000	12.35	12345.76	☑
11/06/17	1000	12.23	12224.76	☑

[redacted]

04-CA40053393
AP-5704-v.08

SCHEDULE OF TRANSACTIONS IN TEVA ADS

A. State the number of shares of Teva ADS held at the opening of trading on February 6, 2014 (must be documented per Section II above):

0

B. List all purchases or acquisitions, including free receipts, of Teva ADS from February 6, 2014, through February 16, 2022, inclusive (must be documented), and use the checkbox provided to indicate any Teva ADS purchased in or traceable to the ADS Offering (as explained in Section II.6 above):

Date of Purchase/ Acquisition (List Chronologically)	Number of ADS Purchased/ Acquired	Purchase/Acquisition Price per ADS	Total Purchase/Acquisition Price (excluding taxes, commissions, and fees)	Confirm Proof of Purchase/ Acquisition Enclosed	Teva Employee Stock Purchase Plan Purchase	Were the shares purchased in or traceable to the December 3, 2015 through January 6, 2016 ADS Offering?
11/22/17	1000	13.64	13634.61	✓		
11/30/17	100	14.79	1484.55	✓		
		.	.			
		.	.			
		.	.			

C. List all sales, including free deliveries, of Teva ADS from February 6, 2014, through February 16, 2022, inclusive (must be documented):

Date of Sale (List Chronologically) (Month/Day/Year	Number of ADS Sold	Sale Price per ADS	Total Sale Price (excluding taxes, commissions, and fees)	Confirm Proof of Sale Enclosed
11/17/17	1000	13.80	13794.61	✓
11/20/17	300	13.57	4067.41	✓
11/20/17	700	13.57	9499.40	✓
11/20/17	1000	13.80	13794.61	✓
11/20/17	1000	13.69	13684.61	✓

[redacted]

04-CA40053393

SCHEDULE OF TRANSACTIONS IN TEVA ADS

A. State the number of shares of Teva ADS held at the opening of trading on February 6, 2014 (must be documented per Section II above):

0

B. List all purchases or acquisitions, including free receipts, of Teva ADS from February 6, 2014, through February 16, 2022, inclusive (must be documented), and use the checkbox provided to indicate any Teva ADS purchased in or traceable to the ADS Offering (as explained in Section II.6 above):

Date of Purchase/ Acquisition (List Chronologically)	Number of ADS Purchased/ Acquired	Purchase/Acquisition Price per ADS	Total Purchase/Acquisition Price (excluding taxes, commissions, and fees)	Confirm Proof of Purchase/ Acquisition Enclosed	Teva Employee Stock Purchase Plan Purchase	Were the shares purchased in or traceable to the December 3, 2015 through January 6, 2016 ADS Offering?
11/06/17	3000	12.42	37264.95	☑	☐	☐
11/07/17	500	11.71	5863.10	☑	☐	☐
11/15/17	200	12.04	2413.95	☑	☐	☐
11/15/17	342	11.88	4064.67	☑	☐	☐
11/15/17	1100	11.88	13072.95	☑	☐	☐

C. List all sales, including free deliveries, of Teva ADS from February 6, 2014, through February 16, 2022, inclusive (must be documented):

Date of Sale (List Chronologically) (Month/Day/Year	Number of ADS Sold	Sale Price per ADS	Total Sale Price (excluding taxes, commissions, and fees)	Confirm Proof of Sale Enclosed
11/06/17	1000	12.12	12114.77	☑
11/06/17	1400	12.41	17375.64	☑
11/06/17	1600	12.41	19855.54	☑
11/06/17	3000	12.50	37494.18	☑
11/07/17	500	11.71	5849.91	☑

[redacted]

04-CA40053393
AP6704 v.08

SCHEDULE OF TRANSACTIONS IN TEVA ADS

A. State the number of shares of Teva ADS held at the opening of trading on February 6, 2014 (must be documented per Section II above): 0

B. List all purchases or acquisitions, including free receipts, of Teva ADS from February 6, 2014, through February 16, 2022, inclusive (must be documented), and use the checkbox provided to indicate any Teva ADS purchased in or traceable to the ADS Offering (as explained in Section II.6 above):

Date of Purchase/ Acquisition (List Chronologically)	Number of ADS Purchased/ Acquired	Purchase/Acquisition Price per ADS	Total Purchase/Acquisition Price (excluding taxes, commissions, and fees)	Confirm Proof of Purchase/ Acquisition Enclosed	Teva Employee Stock Purchase Plan Purchase	Were the shares purchased in or traceable to the December 3, 2015 through January 6, 2016 ADS Offering?
11/15/17	4800	12.05	57840.00	☑	☐	☐
11/15/17	5000	12.32	61604.95	☑	☐	☐
11/15/17	5558	11.89	66084.62	☑	☐	☐
11/17/17	1100	13.65	13710.45	☑	☐	☐
11/17/17	3000	13.74	41226.95	☑	☐	☐

C. List all sales, including free deliveries, of Teva ADS from February 6, 2014, through February 16, 2022, inclusive (must be documented):

Date of Sale (List Chronologically) (Month/Day/Year	Number of ADS Sold	Sale Price per ADS	Total Sale Price (excluding taxes, commissions, and fees)	Confirm Proof of Sale Enclosed
11/07/17	1000	11.89	11884.77	☑
11/07/17	1000	11.96	11954.77	☑
11/07/17	2000	11.83	23654.50	☑
11/15/17	5000	11.85	59243.08	☑
11/15/17	5000	12.01	60043.06	☑

[redacted]

04-CA40053393
AFRIDA v.08

SCHEDULE OF TRANSACTIONS IN TEVA ADS

A. State the number of shares of Teva ADS held at the opening of trading on February 6, 2014 (must be documented per Section II above): 0

B. List all purchases or acquisitions, including free receipts, of Teva ADS from February 6, 2014, through February 16, 2022, inclusive (must be documented), and use the checkbox provided to indicate any Teva ADS purchased in or traceable to the ADS Offering (as explained in Section II.6 above):

Date of Purchase/ Acquisition (List Chronologically)	Number of ADS Purchased/ Acquired	Purchase/Acquisition Price per ADS	Total Purchase/Acquisition Price (excluding taxes, commissions, and fees)	Confirm Proof of Purchase/ Acquisition Enclosed	Teva Employee Stock Purchase Plan Purchase	Were the shares purchased in or traceable to the December 3, 2015 through January 6, 2016 ADS Offering?
11/17/17	700	13.75	9625.00	☑	☐	☐
11/17/17	900	13.66	12294.00	☑	☐	☐
11/17/17	1000	13.21	13214.95	☑	☐	☐
11/17/17	1000	13.81	13814.95	☑	☐	☐
11/21/17	1000	13.14	13151.15	☑	☐	☐

C. List all sales, including free deliveries, of Teva ADS from February 6, 2014, through February 16, 2022, inclusive (must be documented):

Date of Sale (List Chronologically) (Month/Day/Year	Number of ADS Sold	Sale Price per ADS	Total Sale Price (excluding taxes, commissions, and fees)	Confirm Proof of Sale Enclosed
11/17/17	1000	12.95	12944.63	☑
11/17/17	1000	13.41	13404.62	☑
11/17/17	1000	13.64	13634.61	☑
11/17/17	1000	13.40	13394.62	☑
11/17/17	1000	13.92	13915.61	☐

[redacted]

04-CA40053393
A5870V1.038

SCHEDULE OF TRANSACTIONS IN TEVA ADS

A. State the number of shares of Teva ADS held at the opening of trading on February 6, 2014 (must be documented per Section II above):

0

B. List all purchases or acquisitions, including free receipts, of Teva ADS from February 6, 2014, through February 16, 2022, inclusive (must be documented), and use the checkbox provided to indicate any Teva ADS purchased in or traceable to the ADS Offering (as explained in Section II.6 above):

Date of Purchase/ Acquisition (List Chronologically)	Number of ADS Purchased/ Acquired	Purchase/Acquisition Price per ADS	Total Purchase/Acquisition Price (excluding taxes, commissions, and fees)	Confirm Proof of Purchase/ Acquisition Enclosed	Teva Employee Stock Purchase Plan Purchase	Were the shares purchased in or traceable to the December 3, 2015 through January 6, 2016 ADS Offering?

C. List all sales, including free deliveries, of Teva ADS from February 6, 2014, through February 16, 2022, inclusive (must be documented):

Date of Sale (List Chronologically) (Month/Day/Year	Number of ADS Sold	Sale Price per ADS	Total Sale Price (excluding taxes, commissions, and fees)	Confirm Proof of Sale Enclosed
11/20/17	1000	13.63	13624.61	✓
11/22/17	1000	13.64	13634.61	✓

[redacted]

04-CA40053393
AP6704 v.08

SCHEDULE OF TRANSACTIONS IN TEVA ADS

A. State the number of shares of Teva ADS held at the opening of trading on February 6, 2014 (must be documented per Section II above): 0

B. List all purchases or acquisitions, including free receipts, of Teva ADS from February 6, 2014, through February 16, 2022, inclusive (must be documented), and use the checkbox provided to indicate any Teva ADS purchased in or traceable to the ADS Offering (as explained in Section II.6 above):

Date of Purchase/ Acquisition (List Chronologically)	Number of ADS Purchased/ Acquired	Purchase/Acquisition Price per ADS	Total Purchase/Acquisition Price (excluding taxes, commissions, and fees)	Confirm Proof of Purchase/ Acquisition Enclosed	Teva Employee Stock Purchase Plan Purchase	Were the shares purchased in or traceable to the December 3, 2015 through January 6, 2016 ADS Offering?
12/13/17	30	15.73	476.85	☑	☐	☐
12/13/17	100	15.94	1579.85	☑	☐	☐
12/13/17	100	15.75	1580.45	☑	☐	☐
12/13/17	100	15.94	1579.55	☑	☐	☐
12/13/17	100	15.73	1578.55	☑	☐	☐

C. List all sales, including free deliveries, of Teva ADS from February 6, 2014, through February 16, 2022, inclusive (must be documented):

Date of Sale (List Chronologically) (Month/Day/Year	Number of ADS Sold	Sale Price per ADS	Total Sale Price (excluding taxes, commissions, and fees)	Confirm Proof of Sale Enclosed
12/06/17	100	14.67	1462.00	☑
12/19/17	300	18.35	5499.88	☑
12/19/17	1000	18.06	18054.51	☑
12/19/17	1000	17.76	17754.51	☑
12/19/17	1000	18.00	17995.51	☑

[redacted]

SCHEDULE OF TRANSACTIONS IN TEVA ADS

A. State the number of shares of Teva ADS held at the opening of trading on February 6, 2014 (must be documented per Section II above): 0

B. List all purchases or acquisitions, including free receipts, of Teva ADS from February 6, 2014, through February 16, 2022, inclusive (must be documented), and use the checkbox provided to indicate any Teva ADS purchased in or traceable to the ADS Offering (as explained in Section II.6 above):

Date of Purchase/ Acquisition (List Chronologically)	Number of ADS Purchased/ Acquired	Purchase/Acquisition Price per ADS	Total Purchase/Acquisition Price (excluding taxes, commissions, and fees)	Confirm Proof of Purchase/ Acquisition Enclosed	Teva Employee Stock Purchase Plan Purchase	Were the shares purchased in or traceable to the December 3, 2015 through January 6, 2016 ADS Offering?
12/14/17	3,810	18.86	73,018.15	☑	☐	☐
12/19/17	1,100	17.86	19,791.45	☑	☐	☐
12/19/17	1,100	18.15	19,820.45	☑	☐	☐
12/19/17	900	17.87	16,083.00	☑	☐	☐
12/19/17	900	18.16	16,344.00	☑	☐	☐

C. List all sales, including free deliveries, of Teva ADS from February 6, 2014, through February 16, 2022, inclusive (must be documented):

Date of Sale (List Chronologically) (Month/Day/Year	Number of ADS Sold	Sale Price per ADS	Total Sale Price (excluding taxes, commissions, and fees)	Confirm Proof of Sale Enclosed
12/19/17	1,000	18.15	18,144.51	☑
12/19/17	1,000	17.90	17,894.51	☑
12/20/17	1,000	17.62	17,615.52	☑
12/20/17	1,000	17.69	17,684.52	☑
12/20/17	1,000	17.43	17,424.52	☑

[redacted]

04-CA40053393
AFS704 v.08

SCHEDULE OF TRANSACTIONS IN TEVA ADS

A. State the number of shares of Teva ADS held at the opening of trading on February 6, 2014 (must be documented per Section II above): 0

B. List all purchases or acquisitions, including free receipts, of Teva ADS from February 6, 2014, through February 16, 2022, inclusive (must be documented), and use the checkbox provided to indicate any Teva ADS purchased in or traceable to the ADS Offering (as explained in Section II.6 above):

Date of Purchase/ Acquisition (List Chronologically)	Number of ADS Purchased/ Acquired	Purchase/Acquisition Price per ADS	Total Purchase/Acquisition Price (excluding taxes, commissions, and fees)	Confirm Proof of Purchase/ Acquisition Enclosed	Teva Employee Stock Purchase Plan Purchase	Were the shares purchased in or traceable to the December 3, 2015 through January 6, 2016 ADS Offering?
12/19/17	1,000	18.12	18,124.95	☑	☐	☐
12/19/17	2,000	17.92	35,861.15	☑	☐	☐
12/20/17	3,000	17.40	52,230.45	☑	☐	☐
12/21/17	100	17.91	1,795.95	☑	☐	☐
12/21/17	900	17.92	16,128.00	☑	☐	☐

C. List all sales, including free deliveries, of Teva ADS from February 6, 2014, through February 16, 2022, inclusive (must be documented):

Date of Sale (List Chronologically) (Month/Day/Year	Number of ADS Sold	Sale Price per ADS	Total Sale Price (excluding taxes, commissions, and fees)	Confirm Proof of Sale Enclosed
12/21/17	1,000	17.50	17,494.52	☑
12/21/17	1,000	17.71	17,709.52	☑
12/21/17	1,000	17.91	17,904.51	☑
12/21/17	2,000	18.10	36,203.99	☑
		.	.	☐

[redacted]

04-CA40053393
AFETD4 v.08

SCHEDULE OF TRANSACTIONS IN TEVA ADS

A. State the number of shares of Teva ADS held at the opening of trading on February 6, 2014 (must be documented per Section II above): 0

B. List all purchases or acquisitions, including free receipts, of Teva ADS from February 6, 2014, through February 16, 2022, inclusive (must be documented), and use the checkbox provided to indicate any Teva ADS purchased in or traceable to the ADS Offering (as explained in Section II.6 above):

Date of Purchase/ Acquisition (List Chronologically)	Number of ADS Purchased/ Acquired	Purchase/Acquisition Price per ADS	Total Purchase/Acquisition Price (excluding taxes, commissions, and fees)	Confirm Proof of Purchase/ Acquisition Enclosed	Teva Employee Stock Purchase Plan Purchase	Were the shares purchased in or traceable to the December 3, 2015 through January 6, 2016 ADS Offering?
12/21/17	1000	17.65	17654.95	✓		
12/21/17	1000	18.15	18154.95	✓		
		.	.			
		.	.			
		.	.			

C. List all sales, including free deliveries, of Teva ADS from February 6, 2014, through February 16, 2022, inclusive (must be documented):

Date of Sale (List Chronologically) (Month/Day/Year	Number of ADS Sold	Sale Price per ADS	Total Sale Price (excluding taxes, commissions, and fees)	Confirm Proof of Sale Enclosed
		.	.	
		.	.	
		.	.	
		.	.	
		.	.	

[redacted]

SCHEDULE OF TRANSACTIONS IN TEVA ADS

A. State the number of shares of Teva ADS held at the opening of trading on February 6, 2014 (must be documented per Section II above):

0

B. List all purchases or acquisitions, including free receipts, of Teva ADS from February 6, 2014, through February 16, 2022, inclusive (must be documented), and use the checkbox provided to indicate any Teva ADS purchased in or traceable to the ADS Offering (as explained in Section II.6 above):

Date of Purchase/ Acquisition (List Chronologically)	Number of ADS Purchased/ Acquired	Purchase/Acquisition Price per ADS	Total Purchase/Acquisition Price (excluding taxes, commissions, and fees)	Confirm Proof of Purchase/ Acquisition Enclosed	Teva Employee Stock Purchase Plan Purchase	Were the shares purchased in or traceable to the December 3, 2015 through January 6, 2016 ADS Offering?
01/11/18	1600	21.27	34072.03	☑	☐	☐
01/22/18	500	20.98	10524.25	☑	☐	☐
01/22/18	500	20.99	10524.51	☑	☐	☐
01/25/18	500	21.15	10624.74	☑	☐	☐
01/25/18	500	21.15	10624.58	☑	☐	☐

C. List all sales, including free deliveries, of Teva ADS from February 6, 2014, through February 16, 2022, inclusive (must be documented):

Date of Sale (List Chronologically) (Month/Day/Year	Number of ADS Sold	Sale Price per ADS	Total Sale Price (excluding taxes, commissions, and fees)	Confirm Proof of Sale Enclosed
				☐
				☐
				☐
				☐
				☐

[redacted]

04-CA4005339

SCHEDULE OF TRANSACTIONS IN TEVA ADS

A. State the number of shares of Teva ADS held at the opening of trading on February 6, 2014 (must be documented per Section II above): 0

B. List all purchases or acquisitions, including free receipts, of Teva ADS from February 6, 2014, through February 16, 2022, inclusive (must be documented), and use the checkbox provided to indicate any Teva ADS purchased in or traceable to the ADS Offering (as explained in Section II.6 above):

Date of Purchase/ Acquisition (List Chronologically)	Number of ADS Purchased/ Acquired	Purchase/Acquisition Price per ADS	Total Purchase/Acquisition Price (excluding taxes, commissions, and fees)	Confirm Proof of Purchase/ Acquisition Enclosed	Teva Employee Stock Purchase Plan Purchase	Were the shares purchased in or traceable to the December 3, 2015 through January 6, 2016 ADS Offering?
02/02/18	100	20.63	2068.57	☑	☐	☐
02/15/18	1060	21.12	22422.45	☑	☐	☐
		.	.	☐	☐	☐
		.	.	☐	☐	☐
		.	.	☐	☐	☐

C. List all sales, including free deliveries, of Teva ADS from February 6, 2014, through February 16, 2022, inclusive (must be documented):

Date of Sale (List Chronologically) (Month/Day/Year	Number of ADS Sold	Sale Price per ADS	Total Sale Price (excluding taxes, commissions, and fees)	Confirm Proof of Sale Enclosed
02/09/18	100	18.39	1833.99	☑
02/09/18	100	18.25	1820.09	☑
02/12/18	100	18.28	1822.99	☑
02/14/18	100	18.44	1838.99	☑
02/21/18	100	19.96	1990.99	☑
02/22/18	60	20.00	1195.01	✓

[redacted]

04-CA4005339
AP8704 v.08

SCHEDULE OF TRANSACTIONS IN TEVA ADS

A. State the number of shares of Teva ADS held at the opening of trading on February 6, 2014 (must be documented per Section II above):

0

B. List all purchases or acquisitions, including free receipts, of Teva ADS from February 6, 2014, through February 16, 2022, inclusive (must be documented), and use the checkbox provided to indicate any Teva ADS purchased in or traceable to the ADS Offering (as explained in Section II.6 above):

Date of Purchase/ Acquisition (List Chronologically)	Number of ADS Purchased/ Acquired	Purchase/Acquisition Price per ADS	Total Purchase/Acquisition Price (excluding taxes, commissions, and fees)	Confirm Proof of Purchase/ Acquisition Enclosed	Teva Employee Stock Purchase Plan Purchase	Were the shares purchased in or traceable to the December 3, 2015 through January 6, 2016 ADS Offering?
03/02/18	100	19.20	1924.95	☑	☐	☐
03/05/18	100	19.23	1927.95	☑	☐	☐
03/09/18	100	19.17	1922.85	☑	☐	☐
		.	.	☐	☐	☐
		.	.	☐	☐	☐

C. List all sales, including free deliveries, of Teva ADS from February 6, 2014, through February 16, 2022, inclusive (must be documented):

Date of Sale (List Chronologically) (Month/Day/Year	Number of ADS Sold	Sale Price per ADS	Total Sale Price (excluding taxes, commissions, and fees)	Confirm Proof of Sale Enclosed
02/28/18	100	19.11	1905.99	☑
03/01/18	100	18.64	1858.99	☑
03/15/18	100	18.36	1830.99	☑
03/15/18	100	18.20	1814.99	☑
03/15/18	100	17.98	1792.99	☑

[redacted]

04-CA4005339

SCHEDULE OF TRANSACTIONS IN TEVA ADS

A. State the number of shares of Teva ADS held at the opening of trading on February 6, 2014 (must be documented per Section II above):

0

B. List all purchases or acquisitions, including free receipts, of Teva ADS from February 6, 2014, through February 16, 2022, inclusive (must be documented), and use the checkbox provided to indicate any Teva ADS purchased in or traceable to the ADS Offering (as explained in Section II.6 above):

Date of Purchase/ Acquisition (List Chronologically)	Number of ADS Purchased/ Acquired	Purchase/Acquisition Price per ADS	Total Purchase/Acquisition Price (excluding taxes, commissions, and fees)	Confirm Proof of Purchase/ Acquisition Enclosed	Teva Employee Stock Purchase Plan Purchase	Were the shares purchased in or traceable to the December 3, 2015 through January 6, 2016 ADS Offering?
				☐	☐	☐
				☐	☐	☐
				☐	☐	☐
				☐	☐	☐
				☐	☐	☐

C. List all sales, including free deliveries, of Teva ADS from February 6, 2014, through February 16, 2022, inclusive (must be documented):

Date of Sale (List Chronologically) (Month/Day/Year	Number of ADS Sold	Sale Price per ADS	Total Sale Price (excluding taxes, commissions, and fees)	Confirm Proof of Sale Enclosed
03/20/18	100	17.59	1753.99	☑
03/20/18	100	17.74	1768.99	☑
03/20/18	100	17.29	1722.01	☑
03/23/18	100	17.10	1705.00	☑
03/26/18	100	16.62	1657.50	☑

[redacted]

04-CA40053393
AP67704 v.08

SCHEDULE OF TRANSACTIONS IN TEVA ADS

A. State the number of shares of Teva ADS held at the opening of trading on February 6, 2014 (must be documented per Section II above):

0

B. List all purchases or acquisitions, including free receipts, of Teva ADS from February 6, 2014, through February 16, 2022, inclusive (must be documented), and use the checkbox provided to indicate any Teva ADS purchased in or traceable to the ADS Offering (as explained in Section II.6 above):

Date of Purchase/ Acquisition (List Chronologically)	Number of ADS Purchased/ Acquired	Purchase/Acquisition Price per ADS	Total Purchase/Acquisition Price (excluding taxes, commissions, and fees)	Confirm Proof of Purchase/ Acquisition Enclosed	Teva Employee Stock Purchase Plan Purchase	Were the shares purchased in or traceable to the December 3, 2015 through January 6, 2016 ADS Offering?
04/04/18	400	17.27	6914.95	☑	☐	☐
04/05/18	100	17.36	1741.57	☑	☐	☐
04/05/18	200	17.34	3473.95	☑	☐	☐
04/09/18	300	17.25	5181.81	☑	☐	☐
04/10/18	200	17.85	3595.95	☑	☐	☐

C. List all sales, including free deliveries, of Teva ADS from February 6, 2014, through February 16, 2022, inclusive (must be documented):

Date of Sale (List Chronologically) (Month/Day/Year	Number of ADS Sold	Sale Price per ADS	Total Sale Price (excluding taxes, commissions, and fees)	Confirm Proof of Sale Enclosed
04/02/18	100	16.65	1660.00	☑
04/06/18	100	16.83	1678.00	☑
04/06/18	100	16.90	1685.50	☑
04/19/18	100	17.42	1736.99	☐
				☐

[redacted]

04-CA40053393
AP6704 v.09

SCHEDULE OF TRANSACTIONS IN TEVA ADS

A. State the number of shares of Teva ADS held at the opening of trading on February 6, 2014 (must be documented per Section II above):

0

B. List all purchases or acquisitions, including free receipts, of Teva ADS from February 6, 2014, through February 16, 2022, inclusive (must be documented), and use the checkbox provided to indicate any Teva ADS purchased in or traceable to the ADS Offering (as explained in Section II.6 above):

Date of Purchase/ Acquisition (List Chronologically)	Number of ADS Purchased/ Acquired	Purchase/Acquisition Price per ADS	Total Purchase/Acquisition Price (excluding taxes, commissions, and fees)	Confirm Proof of Purchase/ Acquisition Enclosed	Teva Employee Stock Purchase Plan Purchase	Were the shares purchased in or traceable to the December 3, 2015 through January 6, 2016 ADS Offering?
04/20/18	100	17.79	1784.57	☑	☐	☐
		.	.	☐	☐	☐
		.	.	☐	☐	☐
		.	.	☐	☐	☐
		.	.	☐	☐	☐

C. List all sales, including free deliveries, of Teva ADS from February 6, 2014, through February 16, 2022, inclusive (must be documented):

Date of Sale (List Chronologically) (Month/Day/Year	Number of ADS Sold	Sale Price per ADS	Total Sale Price (excluding taxes, commissions, and fees)	Confirm Proof of Sale Enclosed
		.	.	☐
		.	.	☐
		.	.	☐
		.	.	☐
		.	.	☐

[redacted]

4

04-CA4005339

SCHEDULE OF TRANSACTIONS IN TEVA ADS

A. State the number of shares of Teva ADS held at the opening of trading on February 6, 2014 (must be documented per Section II above): 0

B. List all purchases or acquisitions, including free receipts, of Teva ADS from February 6, 2014, through February 16, 2022, inclusive (must be documented), and use the checkbox provided to indicate any Teva ADS purchased in or traceable to the ADS Offering (as explained in Section II.6 above):

Date of Purchase/ Acquisition (List Chronologically)	Number of ADS Purchased/ Acquired	Purchase/Acquisition Price per ADS	Total Purchase/Acquisition Price (excluding taxes, commissions, and fees)	Confirm Proof of Purchase/ Acquisition Enclosed	Teva Employee Stock Purchase Plan Purchase	Were the shares purchased in or traceable to the December 3, 2015 through January 6, 2016 ADS Offering?
06/08/18	100	23.11	2316.54	☑	☐	☐
06/13/18	50	24.40	1224.95	☑	☐	☐
06/12/18	150	24.20	3634.95	☑	☐	☐
06/18/18	10	23.87	243.72	☑	☐	☐
06/18/18	10	24.12	246.22	☑	☐	☐

C. List all sales, including free deliveries, of Teva ADS from February 6, 2014, through February 16, 2022, inclusive (must be documented):

Date of Sale (List Chronologically) (Month/Day/Year	Number of ADS Sold	Sale Price per ADS	Total Sale Price (excluding taxes, commissions, and fees)	Confirm Proof of Sale Enclosed
06/26/18	40	23.25	925.03	☑
		.	.	☐
		.	.	☐
		.	.	☐
		.	.	☐

[redacted]

04-CA40053393
AF6704 v.08

SCHEDULE OF TRANSACTIONS IN TEVA ADS

A. State the number of shares of Teva ADS held at the opening of trading on February 6, 2014 (must be documented per Section II above):

0

B. List all purchases or acquisitions, including free receipts, of Teva ADS from February 6, 2014, through February 16, 2022, inclusive (must be documented), and use the checkbox provided to indicate any Teva ADS purchased in or traceable to the ADS Offering (as explained in Section II.6 above):

Date of Purchase/ Acquisition (List Chronologically)	Number of ADS Purchased/ Acquired	Purchase/Acquisition Price per ADS	Total Purchase/Acquisition Price (excluding taxes, commissions, and fees)	Confirm Proof of Purchase/ Acquisition Enclosed	Teva Employee Stock Purchase Plan Purchase	Were the shares purchased in or traceable to the December 3, 2015 through January 6, 2016 ADS Offering?
06/28/18	80	24.75	1984.95	☑	☐	☐
07/03/18	150	24.94	3746.88	☑	☐	☐
07/09/18	50	24.03	1206.82	☑	☐	☐
07/20/18	5	23.02	120.09	☑	☐	☐
07/20/18	15	23.02	350.36	☑	☐	☐

C. List all sales, including free deliveries, of Teva ADS from February 6, 2014, through February 16, 2022, inclusive (must be documented):

Date of Sale (List Chronologically) (Month/Day/Year	Number of ADS Sold	Sale Price per ADS	Total Sale Price (excluding taxes, commissions, and fees)	Confirm Proof of Sale Enclosed
				☐
				☐
				☐
				☐
				☐

[redacted]

SCHEDULE OF TRANSACTIONS IN TEVA ADS

A. State the number of shares of Teva ADS held at the opening of trading on February 6, 2014 (must be documented per Section II above):

0

B. List all purchases or acquisitions, including free receipts, of Teva ADS from February 6, 2014, through February 16, 2022, inclusive (must be documented), and use the checkbox provided to indicate any Teva ADS purchased in or traceable to the ADS Offering (as explained in Section II.6 above):

Date of Purchase/ Acquisition (List Chronologically)	Number of ADS Purchased/ Acquired	Purchase/Acquisition Price per ADS	Total Purchase/Acquisition Price (excluding taxes, commissions, and fees)	Confirm Proof of Purchase/ Acquisition Enclosed	Teva Employee Stock Purchase Plan Purchase	Were the shares purchased in or traceable to the December 3, 2015 through January 6, 2016 ADS Offering?
06/18/18	10	24.05	245.52	☑	☐	☐
06/18/18	10	24.03	245.32	☑	☐	☐
06/18/18	10	24.15	246.52	☑	☐	☐
06/18/18	10	24.21	247.15	☑	☐	☐
06/21/18	100	24.04	2409.94	☑	☐	☐

C. List all sales, including free deliveries, of Teva ADS from February 6, 2014, through February 16, 2022, inclusive (must be documented):

Date of Sale (List Chronologically) (Month/Day/Year	Number of ADS Sold	Sale Price per ADS	Total Sale Price (excluding taxes, commissions, and fees)	Confirm Proof of Sale Enclosed
		.	.	☐
		.	.	☐
		.	.	☐
		.	.	☐
		.	.	☐

[redacted]

SCHEDULE OF TRANSACTIONS IN TEVA ADS

A. State the number of shares of Teva ADS held at the opening of trading on February 6, 2014 (must be documented per Section II above):

0

B. List all purchases or acquisitions, including free receipts, of Teva ADS from February 6, 2014, through February 16, 2022, inclusive (must be documented), and use the checkbox provided to indicate any Teva ADS purchased in or traceable to the ADS Offering (as explained in Section II.6 above):

Date of Purchase/ Acquisition (List Chronologically)	Number of ADS Purchased/ Acquired	Purchase/Acquisition Price per ADS	Total Purchase/Acquisition Price (excluding taxes, commissions, and fees)	Confirm Proof of Purchase/ Acquisition Enclosed	Teva Employee Stock Purchase Plan Purchase	Were the shares purchased in or traceable to the December 3, 2015 through January 6, 2016 ADS Offering?
07/30/18	100	23.71	2375.95	☑	☐	☐
07/30/18	100	23.71	2375.95	☑	☐	☐
08/01/18	240	23.91	5744.84	☑	☐	☐
08/07/18	20	23.20	469.10	☑	☐	☐
08/20/18	20	25.47	514.48	☑	☐	☐

C. List all sales, including free deliveries, of Teva ADS from February 6, 2014, through February 16, 2022, inclusive (must be documented):

Date of Sale (List Chronologically) (Month/Day/Year	Number of ADS Sold	Sale Price per ADS	Total Sale Price (excluding taxes, commissions, and fees)	Confirm Proof of Sale Enclosed
				☐
				☐
				☐
				☐
				☐

[redacted]

04-CA40053393

SCHEDULE OF TRANSACTIONS IN TEVA ADS

A. State the number of shares of Teva ADS held at the opening of trading on February 6, 2014 (must be documented per Section II above):

0

B. List all purchases or acquisitions, including free receipts, of Teva ADS from February 6, 2014, through February 16, 2022, inclusive (must be documented), and use the checkbox provided to indicate any Teva ADS purchased in or traceable to the ADS Offering (as explained in Section II.6 above):

Date of Purchase/ Acquisition (List Chronologically)	Number of ADS Purchased/ Acquired	Purchase/Acquisition Price per ADS	Total Purchase/Acquisition Price (excluding taxes, commissions, and fees)	Confirm Proof of Purchase/ Acquisition Enclosed	Teva Employee Stock Purchase Plan Purchase	Were the shares purchased in or traceable to the December 3, 2015 through January 6, 2016 ADS Offering?
08/21/18	100	25.34	2539.59	☑	☐	☐
09/04/18	20	22.59	451.87	☑	☐	☐
09/04/18	180	22.62	4072.14	☑	☐	☐
		.	.	☐	☐	☐
		.	.	☐	☐	☐

C. List all sales, including free deliveries, of Teva ADS from February 6, 2014, through February 16, 2022, inclusive (must be documented):

Date of Sale (List Chronologically) (Month/Day/Year	Number of ADS Sold	Sale Price per ADS	Total Sale Price (excluding taxes, commissions, and fees)	Confirm Proof of Sale Enclosed
		.	.	☐
		.	.	☐
		.	.	☐
		.	.	☐
		.	.	☐

[redacted]

I declare under penalty of perjury under the laws of the United States of America that the foregoing information supplied by the undersigned is true and correct.

Executed this 10 day of May 2022

[redacted]

Capacity of person(s) signing (e.g., Beneficial Purchaser, Executor, or Administrator)

ACCURATE CLAIMS PROCESSING TAKES A SIGNIFICANT AMOUNT OF TIME. THANK YOU FOR YOUR PATIENCE.

Reminder Checklist:

1. Please sign the above release and declaration.
2. If this Claim is being made on behalf of Joint Claimants, then both must sign.
3. Remember to attach copies of supporting documentation, if available.
4. Do not send originals of certificates.
5. Keep a copy of your Proof of Claim and Release and all supporting documentation for your records.
6. If you desire an acknowledgment of receipt of your Proof of Claim and Release please send it Certified Mail, Return Receipt Requested.
7. If you move, please send your new address to the address below.
8. Do not use red pen or highlighter on the Proof of Claim and Release or supporting documentation.

THIS PROOF OF CLAIM AND RELEASE MUST BE SUBMITTED ONLINE AT WWW. TEVASECURITIESLITIGATION.COM NO LATER THAN MAY 17, 2022, OR, IF MAILED, BE POSTMARKED OR RECEIVED NO LATER THAN MAY 17, 2022 ADDRESSED AS FOLLOWS:

Epiq Class Action & Claims Solutions, Inc.
In re Teva Securities Litigation
P.O. Box 3565 Portland, OR 97208-3565

Attachments

Patch Code 3

E*TRADE

E*TRADE Securities
Investment Account

[redacted] Statement Period : September 1, 2017 - September 30, 2017 Account Type: JOINT

SECURITIES PURCHASED OR SOLD (Continued)

TRADE DATE	SETTLEMENT DATE	DESCRIPTION	SYMBOL/ CUSIP	TRANSACTION TYPE	QUANTITY	PRICE	AMOUNT PURCHASED	AMOUNT SOLD
[redacted]								
09/15/17 12:16	09/19/17	***TEVA PHARMACEUTICAL INDUSTRIES LIMITED ADR	TEVA	Bought	200	17.9060	3,586.15	
09/15/17 12:16	09/19/17	***TEVA PHARMACEUTICAL INDUSTRIES LIMITED ADR	TEVA	Bought	800	17.9064	14,325.12	
09/15/17 11:08	09/19/17	***TEVA PHARMACEUTICAL INDUSTRIES LIMITED ADR	TEVA	Bought	1,000	18.1464	18,151.35	
09/15/17 11:32	09/19/17	***TEVA PHARMACEUTICAL INDUSTRIES LIMITED ADR	TEVA	Bought	1,000	17.9762	17,981.15	
09/15/17 14:32	09/19/17	***TEVA PHARMACEUTICAL INDUSTRIES LIMITED ADR	TEVA	Bought	1,000	17.9700	17,974.95	

E*TRADE

E*TRADE Securities
Investment Account

[redacted] Statement Period : September 1, 2017 - September 30, 2017 Account Type: JOINT

SECURITIES PURCHASED OR SOLD (Continued)

TRADE DATE	SETTLEMENT DATE	DESCRIPTION	SYMBOL/ CUSIP	TRANSACTION TYPE	QUANTITY	PRICE	AMOUNT PURCHASED	AMOUNT SOLD
09/15/17 11:22	09/19/17	***TEVA PHARMACEUTICAL INDUSTRIES LIMITED ADR	TEVA	Sold	-200	18.0450		3,603.96
09/15/17 11:22	09/19/17	***TEVA PHARMACEUTICAL INDUSTRIES LIMITED ADR	TEVA	Sold	-800	18.0400		14,431.68
09/15/17 15:57	09/19/17	***TEVA PHARMACEUTICAL INDUSTRIES LIMITED ADR	TEVA	Sold	-3,000	18.0910		54,266.79
09/18/17 13:00	09/20/17	***TEVA PHARMACEUTICAL INDUSTRIES LIMITED ADR	TEVA	Bought	111	17.3000	1,920.30	
09/18/17 14:02	09/20/17	***TEVA PHARMACEUTICAL INDUSTRIES LIMITED ADR	TEVA	Bought	200	16.9450	3,393.95	
09/18/17 14:24	09/20/17	***TEVA PHARMACEUTICAL INDUSTRIES LIMITED ADR	TEVA	Bought	200	16.9183	3,388.21	
09/18/17 14:37	09/20/17	***TEVA PHARMACEUTICAL INDUSTRIES LIMITED ADR	TEVA	Bought	200	16.9750	3,399.96	
09/18/17 14:07	09/20/17	***TEVA PHARMACEUTICAL INDUSTRIES LIMITED ADR	TEVA	Bought	300	16.9350	5,085.75	
09/18/17 14:24	09/20/17	***TEVA PHARMACEUTICAL INDUSTRIES LIMITED ADR	TEVA	Bought	300	16.8950	5,073.75	
09/18/17 14:25	09/20/17	***TEVA PHARMACEUTICAL INDUSTRIES LIMITED ADR	TEVA	Bought	300	16.8761	5,067.78	
09/18/17 14:33	09/20/17	***TEVA PHARMACEUTICAL INDUSTRIES LIMITED ADR	TEVA	Bought	300	16.9450	5,088.45	
09/18/17 10:48	09/20/17	***TEVA PHARMACEUTICAL INDUSTRIES LIMITED ADR	TEVA	Bought	400	17.6750	7,074.95	
09/18/17 13:20	09/20/17	***TEVA PHARMACEUTICAL INDUSTRIES LIMITED ADR	TEVA	Bought	400	17.1399	6,855.96	
09/18/17 13:00	09/20/17	***TEVA PHARMACEUTICAL INDUSTRIES LIMITED ADR	TEVA	Bought	493	17.2900	8,523.97	
09/18/17 13:17	09/20/17	***TEVA PHARMACEUTICAL INDUSTRIES LIMITED ADR	TEVA	Bought	800	17.2399	13,796.87	
09/18/17 09:04	09/20/17	***TEVA PHARMACEUTICAL INDUSTRIES LIMITED ADR	TEVA	Bought	1,000	18.2300	18,239.95	
09/18/17 09:31	09/20/17	***TEVA PHARMACEUTICAL INDUSTRIES LIMITED ADR	TEVA	Bought	1,000	18.1123	18,117.25	
09/18/17 09:50	09/20/17	***TEVA PHARMACEUTICAL INDUSTRIES LIMITED ADR	TEVA	Bought	1,000	17.9462	17,951.15	
09/18/17 09:57	09/20/17	***TEVA PHARMACEUTICAL INDUSTRIES LIMITED ADR	TEVA	Bought	1,000	17.8099	17,814.85	
09/18/17 10:48	09/20/17	***TEVA PHARMACEUTICAL INDUSTRIES LIMITED ADR	TEVA	Bought	1,000	17.6790	17,679.00	
09/18/17 13:00	09/20/17	***TEVA PHARMACEUTICAL INDUSTRIES LIMITED ADR	TEVA	Bought	1,966	17.2892	33,995.52	

E*TRADE

E*TRADE Securities
Investment Account

[redacted]

Statement Period : September 1, 2017 - September 30, 2017

Account Type: JOINT

SECURITIES PURCHASED OR SOLD (Continued)

TRADE DATE	SETTLEMENT DATE	DESCRIPTION	SYMBOL/ CUSIP	TRANSACTION TYPE	QUANTITY	PRICE	AMOUNT PURCHASED	AMOUNT SOLD
09/18/17 09:38	09/20/17	***TEVA PHARMACEUTICAL INDUSTRIES LIMITED ADR	TEVA	Bought	2,000	17.9579	35,920.75	
09/18/17 13:00	09/20/17	***TEVA PHARMACEUTICAL INDUSTRIES LIMITED ADR	TEVA	Bought	2,430	17.2899	42,014.46	
09/18/17 10:48	09/20/17	***TEVA PHARMACEUTICAL INDUSTRIES LIMITED ADR	TEVA	Bought	3,600	17.6799	63,647.64	
09/18/17 14:01	09/20/17	***TEVA PHARMACEUTICAL INDUSTRIES LIMITED ADR	TEVA	Bought	3,800	16.9742	64,506.91	
09/18/17 13:20	09/20/17	***TEVA PHARMACEUTICAL INDUSTRIES LIMITED ADR	TEVA	Bought	4,100	17.1350	70,258.45	
09/18/17 13:17	09/20/17	***TEVA PHARMACEUTICAL INDUSTRIES LIMITED ADR	TEVA	Bought	4,200	17.2400	72,408.00	
09/18/17 12:52	09/20/17	***TEVA PHARMACEUTICAL INDUSTRIES LIMITED ADR	TEVA	Bought	5,500	17.3269	95,302.90	
09/18/17 10:57	09/20/17	***TEVA PHARMACEUTICAL INDUSTRIES LIMITED ADR	TEVA	Bought	6,000	17.5590	105,358.85	
09/18/17 12:40	09/20/17	***TEVA PHARMACEUTICAL INDUSTRIES LIMITED ADR	TEVA	Bought	6,000	17.3793	104,280.75	
09/18/17 09:36	09/20/17	***TEVA PHARMACEUTICAL INDUSTRIES LIMITED ADR	TEVA	Sold	-100	17.9050		1,785.50
09/18/17 10:57	09/20/17	***TEVA PHARMACEUTICAL INDUSTRIES LIMITED ADR	TEVA	Sold	-100	17.5550		1,750.50
09/18/17 10:41	09/20/17	***TEVA PHARMACEUTICAL INDUSTRIES LIMITED ADR	TEVA	Sold	-300	17.6550		5,281.42
09/18/17 09:36	09/20/17	***TEVA PHARMACEUTICAL INDUSTRIES LIMITED ADR	TEVA	Sold	-1,900	17.9000		34,009.21
09/18/17 10:41	09/20/17	***TEVA PHARMACEUTICAL INDUSTRIES LIMITED ADR	TEVA	Sold	-3,700	17.6500		65,303.49
09/18/17 14:00	09/20/17	***TEVA PHARMACEUTICAL INDUSTRIES LIMITED ADR	TEVA	Sold	-4,500	16.9900		76,448.28
09/18/17 10:57	09/20/17	***TEVA PHARMACEUTICAL INDUSTRIES LIMITED ADR	TEVA	Sold	-4,900	17.5500		85,993.01
09/18/17 13:16	09/20/17	***TEVA PHARMACEUTICAL INDUSTRIES LIMITED ADR	TEVA	Sold	-5,000	17.2000		85,993.06
09/18/17 13:19	09/20/17	***TEVA PHARMACEUTICAL INDUSTRIES LIMITED ADR	TEVA	Sold	-5,000	17.1532		85,759.06
09/18/17 12:59	09/20/17	***TEVA PHARMACEUTICAL INDUSTRIES LIMITED ADR	TEVA	Sold	-6,500	17.2559		84,900.30
09/18/17 12:40	09/20/17	***TEVA PHARMACEUTICAL INDUSTRIES LIMITED ADR	TEVA	Sold	-6,000	17.3500		104,092.64
09/18/17 12:51	09/20/17	***TEVA PHARMACEUTICAL INDUSTRIES LIMITED ADR	TEVA	Sold	-6,000	17.3000		103,792.65

E*TRADE

E*TRADE Securities
Investment Account

[redacted] Statement Period : September 1, 2017 - September 30, 2017 Account Type: JOINT

SECURITIES PURCHASED OR SOLD (Continued)

TRADE DATE	SETTLEMENT DATE	DESCRIPTION	SYMBOL/ CUSIP	TRANSACTION TYPE	QUANTITY	PRICE	AMOUNT PURCHASED	AMOUNT SOLD
09/18/17 15:25	09/20/17	***TEVA PHARMACEUTICAL INDUSTRIES LIMITED ADR SHORT.	TEVA	Sold	-400	16.9850		6,788.89
09/18/17 15:23	09/20/17	***TEVA PHARMACEUTICAL INDUSTRIES LIMITED ADR SHORT.	TEVA	Sold	-1,000	16.9450		16,939.65
09/18/17 15:23	09/20/17	***TEVA PHARMACEUTICAL INDUSTRIES LIMITED ADR SHORT.	TEVA	Sold	-4,000	16.9400		67,753.48
09/19/17 15:31	09/21/17	***TEVA PHARMACEUTICAL INDUSTRIES LIMITED ADR	TEVA	Sold	-4,300	17.1510		73,742.84
09/19/17 10:26	09/21/17	***TEVA PHARMACEUTICAL INDUSTRIES LIMITED ADR SHORT.	TEVA	Sold	-100	17.2900		1,724.01
09/19/17 09:50	09/21/17	***TEVA PHARMACEUTICAL INDUSTRIES LIMITED ADR SHORT.	TEVA	Sold	-400	17.2000		6,874.89
09/21/17 09:42	09/25/17	***TEVA PHARMACEUTICAL INDUSTRIES LIMITED ADR	TEVA	Sold	-100	17.0138		1,696.39

[redacted]

E*TRADE

E*TRADE Platinum
Investment Account

[redacted] Statement Period : October 1, 2017 - October 31, 2017 Account Type: JOINT

ACCOUNT HOLDINGS

CASH & CASH EQUIVALENTS (0.00% of Holdings)

DESCRIPTION	PORTFOLIO %	AMOUNT
TOTAL CASH & CASH EQUIVALENTS YTD INTEREST (CREDIT INTEREST ONLY)		$0.50

STOCKS, OPTIONS & EXCHANGE-TRADED FUNDS (0.00% of Holdings)

DESCRIPTION	SYMBOL/ CUSIP	ACCT TYPE	QUANTITY	PRICE	TOTAL MKT VALUE	PORTFOLIO (%)	EST. ANNUAL INCOME	EST. ANNUAL YIELD (%)
***TEVA PHARMACEUTICAL INDUSTRIES LIMITED ADR	TEVA	Margin		13.8000	0.00	0.00		

SECURITIES SOLD SHORT (100.00% of Holdings)

DESCRIPTION	SYMBOL/ CUSIP	ACCT TYPE	QUANTITY	PRICE	TOTAL MKT VALUE	PORTFOLIO (%)	EST. ANNUAL INCOME	EST. ANNUAL YIELD (%)
***TEVA PHARMACEUTICAL INDUSTRIES LIMITED ADR	TEVA	Margin	6,100	13.8000	-84,180.00	100.00	-5,728.00	6.80%
TOTAL SECURITIES SOLD SHORT					$-84,180.00	100.00%	$-5,728.00	6.80%
TOTAL PRICED PORTFOLIO HOLDINGS (ON 10/31/17)					$29,808.05			
TOTAL ESTIMATED ACCOUNT HOLDINGS ANNUAL INCOME					$-5,728.00			

TRANSACTION HISTORY

SECURITIES PURCHASED OR SOLD

TRADE DATE	SETTLEMENT DATE	DESCRIPTION	SYMBOL/ CUSIP	TRANSACTION TYPE	QUANTITY	PRICE	AMOUNT PURCHASED	AMOUNT SOLD
10/03/17 15:43	10/05/17	***TEVA PHARMACEUTICAL INDUSTRIES LIMITED ADR COVER SHORT.	TEVA	Bought	100	18.7360	1,878.65	
10/03/17 15:56	10/05/17	***TEVA PHARMACEUTICAL INDUSTRIES LIMITED ADR COVER SHORT.	TEVA	Bought	100	18.7860	1,883.65	
10/03/17 15:57	10/05/17	***TEVA PHARMACEUTICAL INDUSTRIES LIMITED ADR COVER SHORT.	TEVA	Bought	100	18.7860	1,883.55	
10/03/17 16:52	10/05/17	***TEVA PHARMACEUTICAL INDUSTRIES LIMITED ADR COVER SHORT.	TEVA	Bought	1,500	18.8200	28,267.45	

E*TRADE

E*TRADE Platinum
Investment Account

[redacted]

Statement Period : October 1, 2017 - October 31, 2017

Account Type: JOINT

SECURITIES PURCHASED OR SOLD (Continued)

TRADE DATE	SETTLEMENT DATE	DESCRIPTION	SYMBOL/ CUSIP	TRANSACTION TYPE	QUANTITY	PRICE	AMOUNT PURCHASED	AMOUNT SOLD
10/04/17 09:36	10/06/17	***TEVA PHARMACEUTICAL INDUSTRIES LIMITED ADR SHORT.	TEVA	Sold	-44	16.5600		728.62
10/04/17 09:30	10/06/17	***TEVA PHARMACEUTICAL INDUSTRIES LIMITED ADR SHORT.	TEVA	Sold	-100	16.3700		1,632.01
10/04/17 11:12	10/06/17	***TEVA PHARMACEUTICAL INDUSTRIES LIMITED ADR SHORT.	TEVA	Sold	-100	16.0750		1,602.51
10/04/17 11:13	10/06/17	***TEVA PHARMACEUTICAL INDUSTRIES LIMITED ADR SHORT.	TEVA	Sold	-200	16.0701		3,208.99
10/04/17 09:31	10/06/17	***TEVA PHARMACEUTICAL INDUSTRIES LIMITED ADR SHORT.	TEVA	Sold	-300	16.4001		4,914.96
10/04/17 09:37	10/06/17	***TEVA PHARMACEUTICAL INDUSTRIES LIMITED ADR SHORT.	TEVA	Sold	-300	16.4001		4,914.96
10/04/17 09:36	10/06/17	***TEVA PHARMACEUTICAL INDUSTRIES LIMITED ADR SHORT.	TEVA	Sold	-456	16.5670		7,549.42
10/04/17 09:34	10/06/17	***TEVA PHARMACEUTICAL INDUSTRIES LIMITED ADR SHORT.	TEVA	Sold	-500	16.6701		8,329.90
10/05/17 15:50	10/10/17	***TEVA PHARMACEUTICAL INDUSTRIES LIMITED ADR COVER SHORT.	TEVA	Bought	200	15.6760	3,140.15	
10/13/17 09:30	10/17/17	***TEVA PHARMACEUTICAL INDUSTRIES LIMITED ADR	TEVA	Sold	-100	15.2011		1,515.12
10/13/17 09:36	10/17/17	***TEVA PHARMACEUTICAL INDUSTRIES LIMITED ADR	TEVA	Sold	-100	15.0040		1,495.41
10/13/17 09:30	10/17/17	***TEVA PHARMACEUTICAL INDUSTRIES LIMITED ADR	TEVA	Sold	-200	15.0900		3,012.98
10/13/17 09:32	10/17/17	***TEVA PHARMACEUTICAL INDUSTRIES LIMITED ADR	TEVA	Sold	-200	15.0540		3,005.78
10/16/17 11:47	10/18/17	***TEVA PHARMACEUTICAL INDUSTRIES LIMITED ADR	TEVA	Sold	-100	14.7639		1,471.40
10/16/17 10:08	10/18/17	***TEVA PHARMACEUTICAL INDUSTRIES LIMITED ADR	TEVA	Sold	-200	14.6526		2,965.50
10/17/17 11:41	10/19/17	***TEVA PHARMACEUTICAL INDUSTRIES LIMITED ADR	TEVA	Sold	-100	14.6800		1,463.01
10/18/17 09:39	10/23/17	***TEVA PHARMACEUTICAL INDUSTRIES LIMITED ADR	TEVA	Sold	-100	14.6540		1,460.41

E*TRADE

E*TRADE Platinum
Investment Account

[redacted]

Statement Period : October 1, 2017 - October 31, 2017

Account Type: JOINT

SECURITIES PURCHASED OR SOLD (Continued)

TRADE DATE	SETTLEMENT DATE	DESCRIPTION	SYMBOL/ CUSIP	TRANSACTION TYPE	QUANTITY	PRICE	AMOUNT PURCHASED	AMOUNT SOLD
10/23/17 16:46	10/25/17	***TEVA PHARMACEUTICAL INDUSTRIES LIMITED ADR COVER SHORT.	TEVA	Bought	50	14.5874	734.32	
10/24/17 12:36	10/26/17	***TEVA PHARMACEUTICAL INDUSTRIES LIMITED ADR	TEVA	Sold	-100	14.3950		1,434.51
10/25/17 09:34	10/27/17	***TEVA PHARMACEUTICAL INDUSTRIES LIMITED ADR SHORT.	TEVA	Sold	-100	14.1600		1,411.01
10/25/17 09:48	10/27/17	***TEVA PHARMACEUTICAL INDUSTRIES LIMITED ADR SHORT.	TEVA	Sold	-150	14.0850		2,107.75

[redacted]

E*TRADE

E*TRADE Platinum
Investment Account

[redacted] Statement Period : November 1, 2017 - November 30, 2017 Account Type: JOINT

ACCOUNT HOLDINGS

CASH & CASH EQUIVALENTS (0.00% of Holdings)

DESCRIPTION	PORTFOLIO %	AMOUNT
TOTAL CASH & CASH EQUIVALENTS YTD INTEREST (CREDIT INTEREST ONLY)		$0.82

SECURITIES SOLD SHORT (100.00% of Holdings)

DESCRIPTION	SYMBOL/ CUSIP	ACCT TYPE	QUANTITY	PRICE	TOTAL MKT VALUE	PORTFOLIO (%)	EST. ANNUAL INCOME	EST. ANNUAL YIELD (%)
***TEVA PHARMACEUTICAL INDUSTRIES LIMITED ADR	TEVA	Margin	6,000	14.8200	-88,920.00	100.00	-4,332.00	4.87%
TOTAL SECURITIES SOLD SHORT					$-88,920.00	100.00%	$-4,332.00	4.87%
TOTAL PRICED PORTFOLIO HOLDINGS (ON 11/30/17)					$39,032.12			
TOTAL ESTIMATED ACCOUNT HOLDINGS ANNUAL INCOME					$-4,332.00			

TRANSACTION HISTORY

SECURITIES PURCHASED OR SOLD

TRADE DATE	SETTLEMENT DATE	DESCRIPTION	SYMBOL/ CUSIP	TRANSACTION TYPE	QUANTITY	PRICE	AMOUNT PURCHASED	AMOUNT SOLD
11/02/17 10:17	11/06/17	***TEVA PHARMACEUTICAL INDUSTRIES LIMITED ADR COVER SHORT.	TEVA	Bought	6,100	11.1350	67,928.45	
11/03/17 15:43	11/07/17	***TEVA PHARMACEUTICAL INDUSTRIES LIMITED ADR COVER SHORT.	TEVA	Bought	200	11.4399	2,292.93	
11/03/17 15:43	11/07/17	***TEVA PHARMACEUTICAL INDUSTRIES LIMITED ADR COVER SHORT.	TEVA	Bought	2,800	11.4395	32,030.60	
11/03/17 15:33	11/07/17	***TEVA PHARMACEUTICAL INDUSTRIES LIMITED ADR COVER SHORT.	TEVA	Bought	3,000	11.4299	34,294.65	
11/03/17 13:11	11/07/17	***TEVA PHARMACEUTICAL INDUSTRIES LIMITED ADR COVER SHORT.	TEVA	Bought	3,000	11.2799	33,844.65	
11/03/17 09:48	11/07/17	***TEVA PHARMACEUTICAL INDUSTRIES LIMITED ADR SHORT.	TEVA	Sold	-300	11.3800		3,407.92

E*TRADE

E*TRADE Platinum
Investment Account

[redacted]

Statement Period : November 1, 2017 - November 30, 2017

Account Type: JOINT

SECURITIES PURCHASED OR SOLD (Continued)

TRADE DATE	SETTLEMENT DATE	DESCRIPTION	SYMBOL/ CUSIP	TRANSACTION TYPE	QUANTITY	PRICE	AMOUNT PURCHASED	AMOUNT SOLD
11/03/17 09:46	11/07/17	***TEVA PHARMACEUTICAL INDUSTRIES LIMITED ADR SHORT.	TEVA	Sold	-900	11.3700		10,227.81
11/03/17 09:33	11/07/17	***TEVA PHARMACEUTICAL INDUSTRIES LIMITED ADR SHORT.	TEVA	Sold	-1,000	11.0101		11,004.89
11/03/17 09:36	11/07/17	***TEVA PHARMACEUTICAL INDUSTRIES LIMITED ADR SHORT.	TEVA	Sold	-1,000	11.1010		11,095.79
11/03/17 09:37	11/07/17	***TEVA PHARMACEUTICAL INDUSTRIES LIMITED ADR SHORT.	TEVA	Sold	-1,000	11.2301		11,224.89
11/03/17 09:46	11/07/17	***TEVA PHARMACEUTICAL INDUSTRIES LIMITED ADR SHORT.	TEVA	Sold	-1,800	11.3578		20,443.56
11/03/17 13:57	11/07/17	***TEVA PHARMACEUTICAL INDUSTRIES LIMITED ADR SHORT.	TEVA	Sold	-3,000	11.5701		34,704.54
11/06/17 09:33	11/08/17	***TEVA PHARMACEUTICAL INDUSTRIES LIMITED ADR	TEVA	Bought	1,000	12.0150	12,019.95	
11/06/17 10:16	11/08/17	***TEVA PHARMACEUTICAL INDUSTRIES LIMITED ADR	TEVA	Bought	1,000	12.2750	12,279.95	
11/06/17 09:35	11/08/17	***TEVA PHARMACEUTICAL INDUSTRIES LIMITED ADR	TEVA	Sold	-1,000	12.1038		12,098.57
11/06/17 10:46	11/08/17	***TEVA PHARMACEUTICAL INDUSTRIES LIMITED ADR	TEVA	Sold	-1,000	12.2000		12,194.76
11/06/17 10:04	11/08/17	***TEVA PHARMACEUTICAL INDUSTRIES LIMITED ADR COVER SHORT.	TEVA	Bought	100	12.1250	1,217.45	
11/06/17 10:51	11/08/17	***TEVA PHARMACEUTICAL INDUSTRIES LIMITED ADR COVER SHORT.	TEVA	Bought	100	12.2950	1,234.45	
11/06/17 10:16	11/08/17	***TEVA PHARMACEUTICAL INDUSTRIES LIMITED ADR COVER SHORT.	TEVA	Bought	200	12.2150	2,447.95	
11/06/17 15:21	11/08/17	***TEVA PHARMACEUTICAL INDUSTRIES LIMITED ADR COVER SHORT.	TEVA	Bought	400	12.5050	5,006.95	
11/06/17 10:16	11/08/17	***TEVA PHARMACEUTICAL INDUSTRIES LIMITED ADR COVER SHORT.	TEVA	Bought	800	12.2200	9,776.00	

E*TRADE

E*TRADE Platinum
Investment Account

[redacted] Statement Period : November 1, 2017 - November 30, 2017 Account Type: JOINT

SECURITIES PURCHASED OR SOLD (Continued)

TRADE DATE	SETTLEMENT DATE	DESCRIPTION	SYMBOL/ CUSIP	TRANSACTION TYPE	QUANTITY	PRICE	AMOUNT PURCHASED	AMOUNT SOLD
11/06/17 10:04	11/08/17	***TEVA PHARMACEUTICAL INDUSTRIES LIMITED ADR COVER SHORT.	TEVA	Bought	900	12.1300	10,917.00	
11/06/17 10:51	11/08/17	***TEVA PHARMACEUTICAL INDUSTRIES LIMITED ADR COVER SHORT.	TEVA	Bought	900	12.3000	11,070.00	
11/06/17 15:21	11/08/17	***TEVA PHARMACEUTICAL INDUSTRIES LIMITED ADR COVER SHORT.	TEVA	Bought	2,600	12.5100	32,526.00	
11/06/17 13:48	11/08/17	***TEVA PHARMACEUTICAL INDUSTRIES LIMITED ADR COVER SHORT.	TEVA	Bought	3,000	12.4200	37,264.95	
11/06/17 10:04	11/08/17	***TEVA PHARMACEUTICAL INDUSTRIES LIMITED ADR SHORT.	TEVA	Sold	-200	12.1450		2,423.99
11/06/17 10:04	11/08/17	***TEVA PHARMACEUTICAL INDUSTRIES LIMITED ADR SHORT.	TEVA	Sold	-800	12.1400		9,711.77
11/06/17 09:45	11/08/17	***TEVA PHARMACEUTICAL INDUSTRIES LIMITED ADR SHORT.	TEVA	Sold	-1,000	11.8700		11,864.77
11/06/17 10:47	11/08/17	***TEVA PHARMACEUTICAL INDUSTRIES LIMITED ADR SHORT.	TEVA	Sold	-1,000	12.1600		12,164.76
11/06/17 11:11	11/08/17	***TEVA PHARMACEUTICAL INDUSTRIES LIMITED ADR SHORT.	TEVA	Sold	-1,000	12.3510		12,345.76
11/06/17 11:23	11/08/17	***TEVA PHARMACEUTICAL INDUSTRIES LIMITED ADR SHORT.	TEVA	Sold	-1,000	12.2300		12,224.76
11/06/17 11:28	11/08/17	***TEVA PHARMACEUTICAL INDUSTRIES LIMITED ADR SHORT.	TEVA	Sold	-1,000	12.1200		12,114.77
11/06/17 13:48	11/08/17	***TEVA PHARMACEUTICAL INDUSTRIES LIMITED ADR SHORT.	TEVA	Sold	-1,400	12.4150		17,375.64
11/06/17 13:48	11/08/17	***TEVA PHARMACEUTICAL INDUSTRIES LIMITED ADR SHORT.	TEVA	Sold	-1,600	12.4100		19,855.54
11/06/17 15:23	11/08/17	***TEVA PHARMACEUTICAL INDUSTRIES LIMITED ADR SHORT.	TEVA	Sold	-3,000	12.5000		37,494.18

E*TRADE

E*TRADE Platinum
Investment Account

[redacted]

Statement Period : November 1, 2017 - November 30, 2017

Account Type: JOINT

SECURITIES PURCHASED OR SOLD (Continued)

TRADE DATE	SETTLEMENT DATE	DESCRIPTION	SYMBOL/ CUSIP	TRANSACTION TYPE	QUANTITY	PRICE	AMOUNT PURCHASED	AMOUNT SOLD
11/07/17 10:40	11/09/17	***TEVA PHARMACEUTICAL INDUSTRIES LIMITED ADR COVER SHORT.	TEVA	Bought	500	11.7163	5,853.10	
11/07/17 10:39	11/09/17	***TEVA PHARMACEUTICAL INDUSTRIES LIMITED ADR SHORT.	TEVA	Sold	-500	11.7100		5,849.91
11/07/17 09:47	11/09/17	***TEVA PHARMACEUTICAL INDUSTRIES LIMITED ADR SHORT.	TEVA	Sold	-1,000	11.8900		11,884.77
11/07/17 10:01	11/09/17	***TEVA PHARMACEUTICAL INDUSTRIES LIMITED ADR SHORT.	TEVA	Sold	-1,000	11.9600		11,954.77
11/07/17 09:40	11/09/17	***TEVA PHARMACEUTICAL INDUSTRIES LIMITED ADR SHORT.	TEVA	Sold	-2,000	11.8300		23,654.50
11/15/17 10:36	11/17/17	***TEVA PHARMACEUTICAL INDUSTRIES LIMITED ADR COVER SHORT.	TEVA	Bought	200	12.0450	2,413.95	
11/15/17 10:17	11/17/17	***TEVA PHARMACEUTICAL INDUSTRIES LIMITED ADR COVER SHORT.	TEVA	Bought	342	11.8850	4,064.67	
11/15/17 10:17	11/17/17	***TEVA PHARMACEUTICAL INDUSTRIES LIMITED ADR COVER SHORT.	TEVA	Bought	1,100	11.8800	13,072.95	
11/15/17 10:36	11/17/17	***TEVA PHARMACEUTICAL INDUSTRIES LIMITED ADR COVER SHORT.	TEVA	Bought	4,800	12.0500	57,840.00	
11/15/17 10:57	11/17/17	***TEVA PHARMACEUTICAL INDUSTRIES LIMITED ADR COVER SHORT.	TEVA	Bought	5,000	12.3200	61,604.95	
11/15/17 10:17	11/17/17	***TEVA PHARMACEUTICAL INDUSTRIES LIMITED ADR COVER SHORT.	TEVA	Bought	5,558	11.8900	66,084.62	
11/15/17 10:18	11/17/17	***TEVA PHARMACEUTICAL INDUSTRIES LIMITED ADR SHORT.	TEVA	Sold	-5,000	11.8500		59,243.08
11/15/17 10:37	11/17/17	***TEVA PHARMACEUTICAL INDUSTRIES LIMITED ADR SHORT.	TEVA	Sold	-5,000	12.0100		60,043.06
11/17/17 10:04	11/21/17	***TEVA PHARMACEUTICAL INDUSTRIES LIMITED ADR COVER SHORT.	TEVA	Bought	100	13.6550	1,370.45	

E*TRADE

E*TRADE Platinum
Investment Account

[redacted] Statement Period : November 1, 2017 - November 30, 2017 Account Type: JOINT

SECURITIES PURCHASED OR SOLD (Continued)

TRADE DATE	SETTLEMENT DATE	DESCRIPTION	SYMBOL/ CUSIP	TRANSACTION TYPE	QUANTITY	PRICE	AMOUNT PURCHASED	AMOUNT SOLD
11/17/17 11:56	11/21/17	***TEVA PHARMACEUTICAL INDUSTRIES LIMITED ADR COVER SHORT.	TEVA	Bought	300	13.7400	4,126.95	
11/17/17 11:55	11/21/17	***TEVA PHARMACEUTICAL INDUSTRIES LIMITED ADR COVER SHORT.	TEVA	Bought	700	13.7500	9,625.00	
11/17/17 10:04	11/21/17	***TEVA PHARMACEUTICAL INDUSTRIES LIMITED ADR COVER SHORT.	TEVA	Bought	900	13.6600	12,294.00	
11/17/17 09:55	11/21/17	***TEVA PHARMACEUTICAL INDUSTRIES LIMITED ADR COVER SHORT.	TEVA	Bought	1,000	13.2100	13,214.95	
11/17/17 14:16	11/21/17	***TEVA PHARMACEUTICAL INDUSTRIES LIMITED ADR COVER SHORT.	TEVA	Bought	1,000	13.8100	13,814.95	
11/17/17 09:37	11/21/17	***TEVA PHARMACEUTICAL INDUSTRIES LIMITED ADR SHORT.	TEVA	Sold	-1,000	12.8500		12,844.63
11/17/17 09:57	11/21/17	***TEVA PHARMACEUTICAL INDUSTRIES LIMITED ADR SHORT.	TEVA	Sold	-1,000	13.4100		13,404.62
11/17/17 10:05	11/21/17	***TEVA PHARMACEUTICAL INDUSTRIES LIMITED ADR SHORT.	TEVA	Sold	-1,000	13.6400		13,634.61
11/17/17 10:24	11/21/17	***TEVA PHARMACEUTICAL INDUSTRIES LIMITED ADR SHORT.	TEVA	Sold	-1,000	13.4000		13,394.62
11/17/17 12:04	11/21/17	***TEVA PHARMACEUTICAL INDUSTRIES LIMITED ADR SHORT.	TEVA	Sold	-1,000	13.7210		13,715.61
11/17/17 13:13	11/21/17	***TEVA PHARMACEUTICAL INDUSTRIES LIMITED ADR SHORT.	TEVA	Sold	-1,000	13.4800		13,484.61
11/17/17 14:16	11/21/17	***TEVA PHARMACEUTICAL INDUSTRIES LIMITED ADR SHORT.	TEVA	Sold	-1,000	13.8000		13,794.61
11/20/17 09:33	11/22/17	***TEVA PHARMACEUTICAL INDUSTRIES LIMITED ADR SHORT.	TEVA	Sold	-300	13.5750		4,067.41
11/20/17 09:33	11/22/17	***TEVA PHARMACEUTICAL INDUSTRIES LIMITED ADR SHORT.	TEVA	Sold	-700	13.5710		9,499.40

E*TRADE

E*TRADE Platinum
Investment Account

[redacted]

Statement Period : November 1, 2017 - November 30, 2017

Account Type: JOINT

SECURITIES PURCHASED OR SOLD (Continued)

TRADE DATE	SETTLEMENT DATE	DESCRIPTION	SYMBOL/ CUSIP	TRANSACTION TYPE	QUANTITY	PRICE	AMOUNT PURCHASED	AMOUNT SOLD
11/20/17 09:30	11/22/17	***TEVA PHARMACEUTICAL INDUSTRIES LIMITED ADR SHORT.	TEVA	Sold	-1,000	13.8000		13,794.61
11/20/17 09:31	11/22/17	***TEVA PHARMACEUTICAL INDUSTRIES LIMITED ADR SHORT.	TEVA	Sold	-1,000	13.6900		13,684.61
11/20/17 09:32	11/22/17	***TEVA PHARMACEUTICAL INDUSTRIES LIMITED ADR SHORT.	TEVA	Sold	-1,000	13.6300		13,624.61
11/21/17 10:38	11/24/17	***TEVA PHARMACEUTICAL INDUSTRIES LIMITED ADR COVER SHORT.	TEVA	Bought	1,000	13.1462	13,151.15	
11/22/17 10:01	11/27/17	***TEVA PHARMACEUTICAL INDUSTRIES LIMITED ADR COVER SHORT.	TEVA	Bought	1,000	13.6150	13,618.95	
11/22/17 09:59	11/27/17	***TEVA PHARMACEUTICAL INDUSTRIES LIMITED ADR SHORT.	TEVA	Sold	-1,000	13.6400		13,634.61
TOTAL SECURITIES ACTIVITY							$598,212.67	$609,277.32

UNSETTLED TRADES

TRADE DATE	SETTLEMENT DATE	DESCRIPTION	SYMBOL/ CUSIP	TRANSACTION TYPE	QUANTITY	PRICE	AMOUNT PURCHASED	AMOUNT SOLD
11/30/17		***TEVA PHARMACEUTICAL INDUSTRIES LIMITED ADR COVER SHORT.	TEVA	Bought	100	14.7960	1,484.55	

[redacted]

E*TRADE

E*TRADE Platinum
Investment Account

[redacted] Statement Period : December 1, 2017 - December 31, 2017 Account Type: JOINT

ACCOUNT HOLDINGS

CASH & CASH EQUIVALENTS (0.00% of Holdings)

DESCRIPTION	PORTFOLIO %	AMOUNT
TOTAL CASH & CASH EQUIVALENTS YTD INTEREST (CREDIT INTEREST ONLY)		$1.09

SECURITIES SOLD SHORT (100.00% of Holdings)

DESCRIPTION	SYMBOL/ CUSIP	ACCT TYPE	QUANTITY	PRICE	TOTAL MKT VALUE	PORTFOLIO (%)	EST. ANNUAL INCOME	EST. ANNUAL YIELD (%)
***TEVA PHARMACEUTICAL INDUSTRIES LIMITED ADR	TEVA	Margin	4,000	18.9500	-75,800.00	100.00	-2,888.00	3.81%
TOTAL SECURITIES SOLD SHORT					$-75,800.00	100.00%	$-2,888.00	3.81%
TOTAL PRICED PORTFOLIO HOLDINGS (ON 12/31/17)					$25,020.51			
TOTAL ESTIMATED ACCOUNT HOLDINGS ANNUAL INCOME					$-2,888.00			

TRANSACTION HISTORY

SECURITIES PURCHASED OR SOLD

TRADE DATE	SETTLEMENT DATE	DESCRIPTION	SYMBOL/ CUSIP	TRANSACTION TYPE	QUANTITY	PRICE	AMOUNT PURCHASED	AMOUNT SOLD
11/30/17 15:35	12/04/17	***TEVA PHARMACEUTICAL INDUSTRIES LIMITED ADR COVER SHORT.	TEVA	Bought	100	14.7960	1,484.55	
12/06/17 09:50	12/08/17	***TEVA PHARMACEUTICAL INDUSTRIES LIMITED ADR SHORT.	TEVA	Sold	-100	14.6700		1,462.00
12/13/17 15:58	12/15/17	***TEVA PHARMACEUTICAL INDUSTRIES LIMITED ADR COVER SHORT.	TEVA	Bought	30	15.7300	476.85	
12/13/17 15:52	12/15/17	***TEVA PHARMACEUTICAL INDUSTRIES LIMITED ADR COVER SHORT.	TEVA	Bought	100	15.7490	1,579.85	
12/13/17 15:53	12/15/17	***TEVA PHARMACEUTICAL INDUSTRIES LIMITED ADR COVER SHORT.	TEVA	Bought	100	15.7550	1,580.45	
12/13/17 15:55	12/15/17	***TEVA PHARMACEUTICAL INDUSTRIES LIMITED ADR COVER SHORT.	TEVA	Bought	100	15.7460	1,579.55	

E*TRADE

E*TRADE Platinum
Investment Account

[redacted] Statement Period : December 1, 2017 - December 31, 2017 Account Type: JOINT

SECURITIES PURCHASED OR SOLD (Continued)

TRADE DATE	SETTLEMENT DATE	DESCRIPTION	SYMBOL/ CUSIP	TRANSACTION TYPE	QUANTITY	PRICE	AMOUNT PURCHASED	AMOUNT SOLD
12/13/17 15:57	12/15/17	***TEVA PHARMACEUTICAL INDUSTRIES LIMITED ADR COVER SHORT.	TEVA	Bought	100	15.7360	1,578.55	
12/14/17 09:03	12/18/17	***TEVA PHARMACEUTICAL INDUSTRIES LIMITED ADR COVER SHORT.	TEVA	Bought	3,870	18.8800	73,018.15	
12/19/17 10:02	12/21/17	***TEVA PHARMACEUTICAL INDUSTRIES LIMITED ADR COVER SHORT.	TEVA	Bought	100	17.8650	1,791.45	
12/19/17 10:17	12/21/17	***TEVA PHARMACEUTICAL INDUSTRIES LIMITED ADR COVER SHORT.	TEVA	Bought	100	18.1550	1,820.45	
12/19/17 10:02	12/21/17	***TEVA PHARMACEUTICAL INDUSTRIES LIMITED ADR COVER SHORT.	TEVA	Bought	900	17.8700	16,083.00	
12/19/17 10:17	12/21/17	***TEVA PHARMACEUTICAL INDUSTRIES LIMITED ADR COVER SHORT.	TEVA	Bought	900	18.1600	16,344.00	
12/19/17 10:16	12/21/17	***TEVA PHARMACEUTICAL INDUSTRIES LIMITED ADR COVER SHORT.	TEVA	Bought	1,000	18.1200	18,124.95	
12/19/17 15:58	12/21/17	***TEVA PHARMACEUTICAL INDUSTRIES LIMITED ADR COVER SHORT.	TEVA	Bought	2,000	17.9281	35,861.15	
12/19/17 09:32	12/21/17	***TEVA PHARMACEUTICAL INDUSTRIES LIMITED ADR SHORT.	TEVA	Sold	-300	18.3500		5,499.88
12/19/17 09:39	12/21/17	***TEVA PHARMACEUTICAL INDUSTRIES LIMITED ADR SHORT.	TEVA	Sold	-1,000	18.0600		18,054.61
12/19/17 09:57	12/21/17	***TEVA PHARMACEUTICAL INDUSTRIES LIMITED ADR SHORT.	TEVA	Sold	-1,000	17.7600		17,754.61
12/19/17 10:03	12/21/17	***TEVA PHARMACEUTICAL INDUSTRIES LIMITED ADR SHORT.	TEVA	Sold	-1,000	18.0010		17,995.51
12/19/17 10:18	12/21/17	***TEVA PHARMACEUTICAL INDUSTRIES LIMITED ADR SHORT.	TEVA	Sold	-1,000	18.1500		18,144.51
12/19/17 11:09	12/21/17	***TEVA PHARMACEUTICAL INDUSTRIES LIMITED ADR SHORT.	TEVA	Sold	-1,000	17.9000		17,894.61

E*TRADE

E*TRADE Platinum
Investment Account

[redacted] Statement Period : December 1, 2017 - December 31, 2017 Account Type: JOINT

SECURITIES PURCHASED OR SOLD (Continued)

TRADE DATE	SETTLEMENT DATE	DESCRIPTION	SYMBOL/ CUSIP	TRANSACTION TYPE	QUANTITY	PRICE	AMOUNT PURCHASED	AMOUNT SOLD
[redacted]								
12/20/17 15:32	12/22/17	***TEVA PHARMACEUTICAL INDUSTRIES LIMITED ADR COVER SHORT.	TEVA	Bought	3,000	17.4085	52,230.45	
12/20/17 10:02	12/22/17	***TEVA PHARMACEUTICAL INDUSTRIES LIMITED ADR SHORT.	TEVA	Sold	-1,000	17.6210		17,615.52
12/20/17 10:04	12/22/17	***TEVA PHARMACEUTICAL INDUSTRIES LIMITED ADR SHORT.	TEVA	Sold	-1,000	17.6900		17,684.52
12/20/17 12:02	12/22/17	***TEVA PHARMACEUTICAL INDUSTRIES LIMITED ADR SHORT.	TEVA	Sold	-1,000	17.4300		17,424.52
12/21/17 10:46	12/26/17	***TEVA PHARMACEUTICAL INDUSTRIES LIMITED ADR COVER SHORT.	TEVA	Bought	100	17.9100	1,795.95	
12/21/17 10:46	12/26/17	***TEVA PHARMACEUTICAL INDUSTRIES LIMITED ADR COVER SHORT.	TEVA	Bought	900	17.9200	16,128.00	
12/21/17 09:48	12/26/17	***TEVA PHARMACEUTICAL INDUSTRIES LIMITED ADR COVER SHORT.	TEVA	Bought	1,000	17.6500	17,654.95	
12/21/17 11:39	12/26/17	***TEVA PHARMACEUTICAL INDUSTRIES LIMITED ADR COVER SHORT.	TEVA	Bought	1,000	18.1500	18,154.95	
12/21/17 09:32	12/26/17	***TEVA PHARMACEUTICAL INDUSTRIES LIMITED ADR SHORT.	TEVA	Sold	-1,000	17.5000		17,494.52
12/21/17 09:49	12/26/17	***TEVA PHARMACEUTICAL INDUSTRIES LIMITED ADR SHORT.	TEVA	Sold	-1,000	17.7150		17,709.52
12/21/17 10:48	12/26/17	***TEVA PHARMACEUTICAL INDUSTRIES LIMITED ADR SHORT.	TEVA	Sold	-1,000	17.9100		17,904.51

E*TRADE

E*TRADE Platinum
Investment Account

[redacted]

Statement Period : December 1, 2017 - December 31, 2017

Account Type: JOINT

SECURITIES PURCHASED OR SOLD (Continued)

TRADE DATE	SETTLEMENT DATE	DESCRIPTION	SYMBOL/ CUSIP	TRANSACTION TYPE	QUANTITY	PRICE	AMOUNT PURCHASED	AMOUNT SOLD
12/21/17 11:58	12/26/17	***TEVA PHARMACEUTICAL INDUSTRIES LIMITED ADR SHORT.	TEVA	Sold	-2,000	18.1050		36,203.97
TOTAL SECURITIES ACTIVITY							$300,989.25	$262,926.50

DIVIDENDS & INTEREST ACTIVITY

DATE	TRANSACTION TYPE	DESCRIPTION	SYMBOL/ CUSIP	AMOUNT DEBITED	AMOUNT CREDITED
12/12/17	Dividend	***TEVA PHARMACEUTICAL INDUSTRIES LIMITED ADR DIV CHG 6000 SHS SHORT REC 11/28/17 PAY 12/12/17	TEVA	510.00	
12/26/17	Interest	INTEREST ON CASH BALANCE AT 0.009% 11/26 THRU 12/25 APY 0.0099%	00099A109		0.27

[redacted]

E*TRADE

E*TRADE Platinum
Investment Account

[redacted]

Statement Period : January 1, 2018 - January 31, 2018

Account Type: JOINT

ACCOUNT HOLDINGS

CASH & CASH EQUIVALENTS (0.00% of Holdings)

DESCRIPTION	PORTFOLIO %	AMOUNT
TOTAL CASH & CASH EQUIVALENTS YTD INTEREST (CREDIT INTEREST ONLY)		$0.18

SECURITIES SOLD SHORT (100.00% of Holdings)

DESCRIPTION	SYMBOL/ CUSIP	ACCT TYPE	QUANTITY	PRICE	TOTAL MKT VALUE	PORTFOLIO (%)	EST. ANNUAL INCOME	EST. ANNUAL YIELD (%)
***TEVA PHARMACEUTICAL INDUSTRIES LIMITED ADR	TEVA	Margin	2,200	20.4100	-44,902.00	100.00	-1,588.00	3.54%
TOTAL SECURITIES SOLD SHORT					$-44,902.00	100.00%	$-1,588.00	3.54%
TOTAL PRICED PORTFOLIO HOLDINGS (ON 01/31/18)					$15,752.58			
TOTAL ESTIMATED ACCOUNT HOLDINGS ANNUAL INCOME					$-1,588.00			

TRANSACTION HISTORY

SECURITIES PURCHASED OR SOLD

TRADE DATE	SETTLEMENT DATE	DESCRIPTION	SYMBOL/ CUSIP	TRANSACTION TYPE	QUANTITY	PRICE	AMOUNT PURCHASED	AMOUNT SOLD
01/11/18 12:24	01/16/18	***TEVA PHARMACEUTICAL INDUSTRIES LIMITED ADR COVER SHORT.	TEVA	Bought	1,600	21.2763	34,072.03	
01/22/18 15:46	01/24/18	***TEVA PHARMACEUTICAL INDUSTRIES LIMITED ADR COVER SHORT.	TEVA	Bought	50	20.8860	1,054.25	
01/22/18 15:56	01/24/18	***TEVA PHARMACEUTICAL INDUSTRIES LIMITED ADR COVER SHORT.	TEVA	Bought	50	20.8911	1,054.51	
01/25/18 15:42	01/29/18	***TEVA PHARMACEUTICAL INDUSTRIES LIMITED ADR COVER SHORT.	TEVA	Bought	50	21.1558	1,062.74	
01/25/18 15:43	01/29/18	***TEVA PHARMACEUTICAL INDUSTRIES LIMITED ADR COVER SHORT.	TEVA	Bought	50	21.1526	1,062.58	
TOTAL SECURITIES ACTIVITY							$38,306.11	

E*TRADE

E*TRADE Platinum
Investment Account

[redacted] Statement Period : February 1, 2018 - February 28, 2018 Account Type: JOINT

ACCOUNT HOLDINGS

CASH & CASH EQUIVALENTS (0.00% of Holdings)

DESCRIPTION	PORTFOLIO %	AMOUNT
TOTAL CASH & CASH EQUIVALENTS YTD INTEREST (CREDIT INTEREST ONLY)		$0.29

SECURITIES SOLD SHORT (100.00% of Holdings)

DESCRIPTION	SYMBOL/ CUSIP	ACCT TYPE	QUANTITY	PRICE	TOTAL MKT VALUE	PORTFOLIO (%)	EST. ANNUAL INCOME	EST. ANNUAL YIELD (%)
***TEVA PHARMACEUTICAL INDUSTRIES LIMITED ADR	TEVA	Margin	1,600	18.7200	-29,952.00	100.00		
TOTAL SECURITIES SOLD SHORT					$-29,952.00	100.00%		
TOTAL PRICED PORTFOLIO HOLDINGS (ON 02/28/18)					$12,298.78			

TRANSACTION HISTORY

SECURITIES PURCHASED OR SOLD

TRADE DATE	SETTLEMENT DATE	DESCRIPTION	SYMBOL/ CUSIP	TRANSACTION TYPE	QUANTITY	PRICE	AMOUNT PURCHASED	AMOUNT SOLD
02/02/18 15:54	02/06/18	***TEVA PHARMACEUTICAL INDUSTRIES LIMITED ADR COVER SHORT.	TEVA	Bought	100	20.6362	2,068.57	
02/09/18 09:32	02/13/18	***TEVA PHARMACEUTICAL INDUSTRIES LIMITED ADR SHORT.	TEVA	Sold	-100	18.3900		1,833.99
02/09/18 09:33	02/13/18	***TEVA PHARMACEUTICAL INDUSTRIES LIMITED ADR SHORT.	TEVA	Sold	-100	18.2510		1,820.09
02/12/18 11:12	02/14/18	***TEVA PHARMACEUTICAL INDUSTRIES LIMITED ADR SHORT.	TEVA	Sold	-100	18.7800		1,872.99
02/14/18 09:32	02/16/18	***TEVA PHARMACEUTICAL INDUSTRIES LIMITED ADR SHORT.	TEVA	Sold	-100	18.4400		1,838.99
02/15/18 10:03	02/20/18	***TEVA PHARMACEUTICAL INDUSTRIES LIMITED ADR COVER SHORT.	TEVA	Bought	1,060	21.1250	22,422.45	
02/21/18 09:30	02/23/18	***TEVA PHARMACEUTICAL INDUSTRIES LIMITED ADR SHORT.	TEVA	Sold	-100	19.9600		1,990.99

E*TRADE

E*TRADE Platinum
Investment Account

[redacted]

Statement Period : February 1, 2018 - February 28, 2018

Account Type: JOINT

SECURITIES PURCHASED OR SOLD (Continued)

TRADE DATE	SETTLEMENT DATE	DESCRIPTION	SYMBOL/ CUSIP	TRANSACTION TYPE	QUANTITY	PRICE	AMOUNT PURCHASED	AMOUNT SOLD
02/22/18 12:26	02/26/18	***TEVA PHARMACEUTICAL INDUSTRIES LIMITED ADR SHORT.	TEVA	Sold	-60	20.0000		1,195.01
TOTAL SECURITIES ACTIVITY							$24,491.02	$10,552.06

UNSETTLED TRADES

TRADE DATE	SETTLEMENT DATE	DESCRIPTION	SYMBOL/ CUSIP	TRANSACTION TYPE	QUANTITY	PRICE	AMOUNT PURCHASED	AMOUNT SOLD
02/28/18		***TEVA PHARMACEUTICAL INDUSTRIES LIMITED ADR SHORT.	TEVA	Sold	100	19.1100		1,905.99

[redacted]

E*TRADE

E*TRADE Platinum
Investment Account

[redacted]

Statement Period : March 1, 2018 - March 31, 2018

Account Type: JOINT

ACCOUNT HOLDINGS

CASH & CASH EQUIVALENTS (0.00% of Holdings)

DESCRIPTION	PORTFOLIO %	AMOUNT
TOTAL CASH & CASH EQUIVALENTS YTD INTEREST (CREDIT INTEREST ONLY)		$0.36

SECURITIES SOLD SHORT (100.00% of Holdings)

DESCRIPTION	SYMBOL/ CUSIP	ACCT TYPE	QUANTITY	PRICE	TOTAL MKT VALUE	PORTFOLIO (%)	EST. ANNUAL INCOME	EST. ANNUAL YIELD (%)
***TEVA PHARMACEUTICAL INDUSTRIES LIMITED ADR	TEVA	Margin	2,300	17.0900	-39,307.00	100.00		
TOTAL SECURITIES SOLD SHORT					$-39,307.00	100.00%		
TOTAL PRICED PORTFOLIO HOLDINGS (ON 03/31/18)					$11,359.49			

TRANSACTION HISTORY

SECURITIES PURCHASED OR SOLD

TRADE DATE	SETTLEMENT DATE	DESCRIPTION	SYMBOL/ CUSIP	TRANSACTION TYPE	QUANTITY	PRICE	AMOUNT PURCHASED	AMOUNT SOLD
02/28/18 10:17	03/02/18	***TEVA PHARMACEUTICAL INDUSTRIES LIMITED ADR SHORT.	TEVA	Sold	-100	19.1100		1,905.99
03/01/18 10:01	03/05/18	***TEVA PHARMACEUTICAL INDUSTRIES LIMITED ADR SHORT.	TEVA	Sold	-100	18.6400		1,858.99
03/02/18 18:23	03/06/18	***TEVA PHARMACEUTICAL INDUSTRIES LIMITED ADR COVER SHORT.	TEVA	Bought	100	19.2000	1,924.95	
03/05/18 09:22	03/07/18	***TEVA PHARMACEUTICAL INDUSTRIES LIMITED ADR COVER SHORT.	TEVA	Bought	100	19.2300	1,927.95	
03/09/18 14:03	03/13/18	***TEVA PHARMACEUTICAL INDUSTRIES LIMITED ADR COVER SHORT.	TEVA	Bought	100	19.1790	1,922.85	
03/15/18 09:55	03/19/18	***TEVA PHARMACEUTICAL INDUSTRIES LIMITED ADR SHORT.	TEVA	Sold	-100	18.3600		1,830.99
03/15/18 10:56	03/19/18	***TEVA PHARMACEUTICAL INDUSTRIES LIMITED ADR SHORT.	TEVA	Sold	-100	18.2000		1,814.99

E*TRADE

E*TRADE Platinum
Investment Account

[redacted] Statement Period : March 1, 2018 - March 31, 2018 Account Type: JOINT

SECURITIES PURCHASED OR SOLD (Continued)

TRADE DATE	SETTLEMENT DATE	DESCRIPTION	SYMBOL/ CUSIP	TRANSACTION TYPE	QUANTITY	PRICE	AMOUNT PURCHASED	AMOUNT SOLD
03/15/18 14:30	03/19/18	***TEVA PHARMACEUTICAL INDUSTRIES LIMITED ADR SHORT.	TEVA	Sold	-100	17.9800		1,792.99
03/20/18 09:54	03/22/18	***TEVA PHARMACEUTICAL INDUSTRIES LIMITED ADR SHORT.	TEVA	Sold	-100	17.6900		1,763.99
03/20/18 10:07	03/22/18	***TEVA PHARMACEUTICAL INDUSTRIES LIMITED ADR SHORT.	TEVA	Sold	-100	17.7400		1,768.99
03/20/18 11:49	03/22/18	***TEVA PHARMACEUTICAL INDUSTRIES LIMITED ADR SHORT.	TEVA	Sold	-100	17.2701		1,722.01
03/23/18 09:54	03/27/18	***TEVA PHARMACEUTICAL INDUSTRIES LIMITED ADR SHORT.	TEVA	Sold	-100	17.1000		1,705.00
03/26/18 14:03	03/28/18	***TEVA PHARMACEUTICAL INDUSTRIES LIMITED ADR SHORT.	TEVA	Sold	-100	16.6250		1,657.50

[redacted]

E*TRADE

E*TRADE Platinum
Investment Account

[redacted]

Statement Period : April 1, 2018 - April 30, 2018

Account Type: JOINT

ACCOUNT HOLDINGS

CASH & CASH EQUIVALENTS (0.00% of Holdings)

DESCRIPTION	PORTFOLIO %	AMOUNT
TOTAL CASH & CASH EQUIVALENTS YTD INTEREST (CREDIT INTEREST ONLY)		$0.44

SECURITIES SOLD SHORT (100.00% of Holdings)

DESCRIPTION	SYMBOL/ CUSIP	ACCT TYPE	QUANTITY	PRICE	TOTAL MKT VALUE	PORTFOLIO (%)	EST. ANNUAL INCOME	EST. ANNUAL YIELD (%)
***TEVA PHARMACEUTICAL INDUSTRIES LIMITED ADR	TEVA	Margin	1,400	17.9800	-25,172.00	100.00		
TOTAL SECURITIES SOLD SHORT					$-25,172.00	100.00%		
TOTAL PRICED PORTFOLIO HOLDINGS (ON 04/30/18)					$13,332.25			

TRANSACTION HISTORY

SECURITIES PURCHASED OR SOLD

TRADE DATE	SETTLEMENT DATE	DESCRIPTION	SYMBOL/ CUSIP	TRANSACTION TYPE	QUANTITY	PRICE	AMOUNT PURCHASED	AMOUNT SOLD
04/02/18 12:58	04/04/18	***TEVA PHARMACEUTICAL INDUSTRIES LIMITED ADR SHORT.	TEVA	Sold	-100	16.6500		1,660.00
04/04/18 15:51	04/06/18	***TEVA PHARMACEUTICAL INDUSTRIES LIMITED ADR COVER SHORT.	TEVA	Bought	400	17.2750	6,914.95	
04/05/18 11:41	04/09/18	***TEVA PHARMACEUTICAL INDUSTRIES LIMITED ADR COVER SHORT.	TEVA	Bought	100	17.3662	1,741.67	
04/05/18 11:08	04/09/18	***TEVA PHARMACEUTICAL INDUSTRIES LIMITED ADR COVER SHORT.	TEVA	Bought	200	17.3450	3,473.95	
04/06/18 09:33	04/10/18	***TEVA PHARMACEUTICAL INDUSTRIES LIMITED ADR SHORT.	TEVA	Sold	-100	16.8300		1,678.00
04/06/18 11:21	04/10/18	***TEVA PHARMACEUTICAL INDUSTRIES LIMITED ADR SHORT.	TEVA	Sold	-100	16.9050		1,685.50
04/09/18 13:27	04/11/18	***TEVA PHARMACEUTICAL INDUSTRIES LIMITED ADR COVER SHORT.	TEVA	Bought	300	17.2562	5,181.81	

E*TRADE

E*TRADE Platinum
Investment Account

[redacted]

Statement Period : April 1, 2018 - April 30, 2018

Account Type: JOINT

SECURITIES PURCHASED OR SOLD (Continued)

TRADE DATE	SETTLEMENT DATE	DESCRIPTION	SYMBOL/ CUSIP	TRANSACTION TYPE	QUANTITY	PRICE	AMOUNT PURCHASED	AMOUNT SOLD
04/10/18 15:54	04/12/18	***TEVA PHARMACEUTICAL INDUSTRIES LIMITED ADR COVER SHORT.	TEVA	Bought	200	17.8550	3,575.95	
04/19/18 11:16	04/23/18	***TEVA PHARMACEUTICAL INDUSTRIES LIMITED ADR SHORT.	TEVA	Sold	-100	17.4200		1,736.99
04/20/18 15:59	04/24/18	***TEVA PHARMACEUTICAL INDUSTRIES LIMITED ADR COVER SHORT.	TEVA	Bought	100	17.7962	1,784.57	

[redacted]

E*TRADE

E*TRADE Platinum
Investment Account

[redacted]

Statement Period : June 1, 2018 - June 30, 2018

Account Type: JOINT

ACCOUNT HOLDINGS

CASH & CASH EQUIVALENTS (0.00% of Holdings)

DESCRIPTION	PORTFOLIO %	AMOUNT
TOTAL CASH & CASH EQUIVALENTS YTD INTEREST (CREDIT INTEREST ONLY)		$1.32

SECURITIES SOLD SHORT (100.00% of Holdings)

DESCRIPTION	SYMBOL/ CUSIP	ACCT TYPE	QUANTITY	PRICE	TOTAL MKT VALUE	PORTFOLIO (%)	EST. ANNUAL INCOME	EST. ANNUAL YIELD (%)
***TEVA PHARMACEUTICAL INDUSTRIES LIMITED ADR	TEVA	Margin	980	24.3200	-23,833.60	100.00		
TOTAL SECURITIES SOLD SHORT					$-23,833.60	100.00%		
TOTAL PRICED PORTFOLIO HOLDINGS (ON 06/30/18)					$11,660.74			

TRANSACTION HISTORY

SECURITIES PURCHASED OR SOLD

TRADE DATE	SETTLEMENT DATE	DESCRIPTION	SYMBOL/ CUSIP	TRANSACTION TYPE	QUANTITY	PRICE	AMOUNT PURCHASED	AMOUNT SOLD
06/08/18 15:57	06/12/18	***TEVA PHARMACEUTICAL INDUSTRIES LIMITED ADR COVER SHORT.	TEVA	Bought	100	23.1159	2,316.54	
06/12/18 12:53	06/14/18	***TEVA PHARMACEUTICAL INDUSTRIES LIMITED ADR COVER SHORT.	TEVA	Bought	50	24.4000	1,224.95	
06/12/18 18:24	06/14/18	***TEVA PHARMACEUTICAL INDUSTRIES LIMITED ADR COVER SHORT.	TEVA	Bought	150	24.2000	3,634.95	
06/18/18 10:43	06/20/18	***TEVA PHARMACEUTICAL INDUSTRIES LIMITED ADR COVER SHORT.	TEVA	Bought	10	23.8785	243.72	
06/18/18 11:05	06/20/18	***TEVA PHARMACEUTICAL INDUSTRIES LIMITED ADR COVER SHORT.	TEVA	Bought	10	24.1274	246.22	
06/18/18 11:57	06/20/18	***TEVA PHARMACEUTICAL INDUSTRIES LIMITED ADR COVER SHORT.	TEVA	Bought	10	24.0574	245.52	
06/18/18 12:02	06/20/18	***TEVA PHARMACEUTICAL INDUSTRIES LIMITED ADR COVER SHORT.	TEVA	Bought	10	24.0365	245.32	

E*TRADE

E*TRADE Platinum
Investment Account

[redacted]

Statement Period : June 1, 2018 - June 30, 2018

Account Type: JOINT

SECURITIES PURCHASED OR SOLD (Continued)

TRADE DATE	SETTLEMENT DATE	DESCRIPTION	SYMBOL/ CUSIP	TRANSACTION TYPE	QUANTITY	PRICE	AMOUNT PURCHASED	AMOUNT SOLD
06/18/18 12:23	06/20/18	***TEVA PHARMACEUTICAL INDUSTRIES LIMITED ADR COVER SHORT.	TEVA	Bought	10	24.1567	246.52	
06/18/18 13:27	06/20/18	***TEVA PHARMACEUTICAL INDUSTRIES LIMITED ADR COVER SHORT.	TEVA	Bought	10	24.2199	247.15	
06/22/18 16:55	06/26/18	***TEVA PHARMACEUTICAL INDUSTRIES LIMITED ADR COVER SHORT.	TEVA	Bought	100	24.0499	2,409.94	
06/26/18 10:25	06/28/18	***TEVA PHARMACEUTICAL INDUSTRIES LIMITED ADR SHORT.	TEVA	Sold	-40	23.2500		925.03
TOTAL SECURITIES ACTIVITY							$11,060.83	$925.03

UNSETTLED TRADES

TRADE DATE	SETTLEMENT DATE	DESCRIPTION	SYMBOL/ CUSIP	TRANSACTION TYPE	QUANTITY	PRICE	AMOUNT PURCHASED	AMOUNT SOLD
06/28/18		***TEVA PHARMACEUTICAL INDUSTRIES LIMITED ADR COVER SHORT.	TEVA	Bought	80	24.7500	1,984.95	

[redacted]

E*TRADE

E*TRADE Platinum
Investment Account

[redacted] Statement Period : July 1, 2018 - July 31, 2018 Account Type: JOINT

ACCOUNT HOLDINGS

CASH & CASH EQUIVALENTS (0.00% of Holdings)

DESCRIPTION	PORTFOLIO %	AMOUNT
TOTAL CASH & CASH EQUIVALENTS YTD INTEREST (CREDIT INTEREST ONLY)		$1.61

SECURITIES SOLD SHORT (100.00% of Holdings)

DESCRIPTION	SYMBOL/ CUSIP	ACCT TYPE	QUANTITY	PRICE	TOTAL MKT VALUE	PORTFOLIO (%)	EST. ANNUAL INCOME	EST. ANNUAL YIELD (%)
***TEVA PHARMACEUTICAL INDUSTRIES LIMITED ADR	TEVA	Margin	680	23.9400	-16,279.20	100.00		
TOTAL SECURITIES SOLD SHORT					$-16,279.20	100.00%		
TOTAL PRICED PORTFOLIO HOLDINGS (ON 07/31/18)					$7,716.53			

TRANSACTION HISTORY

SECURITIES PURCHASED OR SOLD

TRADE DATE	SETTLEMENT DATE	DESCRIPTION	SYMBOL/ CUSIP	TRANSACTION TYPE	QUANTITY	PRICE	AMOUNT PURCHASED	AMOUNT SOLD
06/28/18 19:08	07/02/18	***TEVA PHARMACEUTICAL INDUSTRIES LIMITED ADR COVER SHORT.	TEVA	Bought	80	24.7500	1,984.95	
07/03/18 11:36	07/06/18	***TEVA PHARMACEUTICAL INDUSTRIES LIMITED ADR COVER SHORT.	TEVA	Bought	150	24.9462	3,746.88	
07/09/18 12:39	07/11/18	***TEVA PHARMACEUTICAL INDUSTRIES LIMITED ADR COVER SHORT.	TEVA	Bought	50	24.0374	1,206.82	
07/20/18 13:24	07/24/18	***TEVA PHARMACEUTICAL INDUSTRIES LIMITED ADR COVER SHORT.	TEVA	Bought	5	23.0274	120.09	
07/20/18 13:22	07/24/18	***TEVA PHARMACEUTICAL INDUSTRIES LIMITED ADR COVER SHORT.	TEVA	Bought	15	23.0274	350.36	
TOTAL SECURITIES ACTIVITY							$7,409.10	

E*TRADE

E*TRADE Platinum
Investment Account

[redacted]

Statement Period : July 1, 2018 - July 31, 2018

Account Type: JOINT

UNSETTLED TRADES

TRADE DATE	SETTLEMENT DATE	DESCRIPTION	SYMBOL/ CUSIP	TRANSACTION TYPE	QUANTITY	PRICE	AMOUNT PURCHASED	AMOUNT SOLD
07/30/18		***TEVA PHARMACEUTICAL INDUSTRIES LIMITED ADR COVER SHORT.	TEVA	Bought	100	23.7100	2,375.95	

[redacted]

E*TRADE

E*TRADE Platinum
Investment Account

[redacted]

Statement Period : August 1, 2018 - August 31, 2018

Account Type: JOINT

[redacted]

DESCRIPTION	SYMBOL / CUSIP	ACCT TYPE	QUANTITY	PRICE	TOTAL MKT VALUE	PORTFOLIO (%)	EST. ANNUAL INCOME	EST. ANNUAL YIELD (%)
***TEVA PHARMACEUTICAL INDUSTRIES LIMITED ADR	TEVA	Margin	200	22.9100	-4,582.00	100.00		
TOTAL SECURITIES SOLD SHORT					-4,582.00	100.00%		
TOTAL PRICED PORTFOLIO HOLDINGS (ON 08/31/18)					2,608.97			

TRANSACTION HISTORY

SECURITIES PURCHASED OR SOLD

TRADE DATE	SETTLEMENT DATE	DESCRIPTION	SYMBOL/ CUSIP	TRANSACTION TYPE	QUANTITY	PRICE	AMOUNT PURCHASED	AMOUNT SOLD
07/30/18 14:16	08/01/18	***TEVA PHARMACEUTICAL INDUSTRIES LIMITED ADR COVER SHORT.	TEVA	Bought	100	23.7100	2,375.95	
08/01/18 14:02	08/03/18	***TEVA PHARMACEUTICAL INDUSTRIES LIMITED ADR COVER SHORT.	TEVA	Bought	240	23.9162	5,744.84	
08/07/18 13:55	08/09/18	***TEVA PHARMACEUTICAL INDUSTRIES LIMITED ADR COVER SHORT.	TEVA	Bought	20	23.2074	469.10	
08/20/18 12:16	08/22/18	***TEVA PHARMACEUTICAL INDUSTRIES LIMITED ADR COVER SHORT.	TEVA	Bought	20	25.4757	514.48	
08/21/18 12:06	08/23/18	***TEVA PHARMACEUTICAL INDUSTRIES LIMITED ADR COVER SHORT.	TEVA	Bought	100	25.3464	2,539.59	
TOTAL SECURITIES ACTIVITY							$11,643.96	

E*TRADE

E*TRADE Platinum
Investment Account

[redacted] Statement Period : September 1, 2018 - September 30, 2018 Account Type: JOINT

[redacted]

DESCRIPTION	SYMBOL/ CUSIP	ACCT TYPE	QUANTITY	PRICE	TOTAL MKT VALUE	PORTFOLIO (%)	EST. ANNUAL INCOME	EST. ANNUAL YIELD (%)
***TEVA PHARMACEUTICAL INDUSTRIES LIMITED ADR	TEVA	Margin		21.5400	0.00	0.00		
TOTAL PRICED PORTFOLIO HOLDINGS (ON 09/30/18)					$37.89			

TRANSACTION HISTORY

SECURITIES PURCHASED OR SOLD

TRADE DATE	SETTLEMENT DATE	DESCRIPTION	SYMBOL/ CUSIP	TRANSACTION TYPE	QUANTITY	PRICE	AMOUNT PURCHASED	AMOUNT SOLD
09/04/18 11:09	09/06/18	***TEVA PHARMACEUTICAL INDUSTRIES LIMITED ADR COVER SHORT.	TEVA	Bought	20	22.5962	456.87	
09/04/18 11:08	09/06/18	***TEVA PHARMACEUTICAL INDUSTRIES LIMITED ADR COVER SHORT.	TEVA	Bought	180	22.6266	4,077.74	
TOTAL SECURITIES ACTIVITY							$4,534.61	

DIVIDENDS & INTEREST ACTIVITY

DATE	TRANSACTION TYPE	DESCRIPTION	SYMBOL/ CUSIP	AMOUNT DEBITED	AMOUNT CREDITED
[redacted]					0.03
TOTAL DIVIDENDS & INTEREST ACTIVITY					$0.03
NET DIVIDENDS & INTEREST ACTIVITY					$0.03

PRESS FIRMLY TO SEAL

PLACE STICKER AT TOP OF ENVELOPE TO THE RIGHT OF THE RETURN ADDRESS, FOLD AT DOTTED LINE

CERTIFIED MAIL®

PRESS FIRMLY

1004

97208

U.S. POSTAGE PAID
PM 2-Day
LAS VEGAS, NV
89134
MAY 11, 22
AMOUNT
$12.70
R2304H109914-10

UNITED STATES POSTAL SERVICE

7021 1970 0000 2928 1519

FROM: [redacted]

- Expected delivery date specified for domestic use.
- Most domestic shipments include up to $50 of insurance (restrictions apply).*
- USPS Tracking® included for domestic and many international destinations.
- Limited international insurance.**
- When used internationally, a customs declaration form is required.

*Insurance does not cover certain items. For details regarding claims exclusions see the Domestic Mail Manual at *http://pe.usps.com.*

** See International Mail Manual at *http://pe.usps.com* for availability and limitations of coverage.

TO:

Teva Securities Litigation
Claims Administrator
c/o Epiq
P.O. Box 3565
Portland, OR 97208-3565

FLAT RATE ENVELOPE

ONE RATE ■ ANY WEIGHT

TRACKED ■ INSURED

PS00001000014

EP14F May 2020
OD: 12 1/2 x 9 1/2

To schedule free Package Pickup, scan the QR code.

USPS.COM/PICKUP

RECEIVED

122722

LEGAL SERVICES

Teva Securities Litigation CA40053393

Defective Response # 400001309

4005339304

Document Range

Begin: **End:** **Quantity:**

Prepped by: **QC:** **Stats:** **Scanned by:**

ID #:

Route to: Vault ***Route to:**_____

In re Teva Securities Litigation
c/o Epiq Class Action & Claims Solutions, Inc.
PO Box 3565
Portland, OR 97208-3565

Website: www.TevaSecuritiesLitigation.com
Email: info@TevaSecuritiesLitigation.com
Phone: 1-855-675-3124
Phone Outside the US and Canada: 1-503-520-4435

400533930014986232
000 0004633 00000000 0001 0002 03865 INS: 0 0

[redacted]

Claim Number: [redacted]

Response Deadline: December 29, 2022

AS-IS
Document Control

December 9, 2022

Notice of Deficient Proof of Claim Submission

Dear Claimant:

We have determined that the Proof of Claim and Release Form ("Claim") that you submitted in connection with the settlement obtained in *In re Teva Securities Litigation* (Case No. 3:17-cv-00558 (SRU) is deficient or ineligible for the reason(s) identified below. To resolve those deficiencies, you must submit, postmarked no later than the Response Deadline printed at the top of this Notice, a written response with any required documentation, as specified below, together with a copy of this notice. **If you fail to do so, your Claim will be rejected to the extent that those deficient conditions remain uncured. This Notice is the only notice that you will receive with respect to the Claim identified at the top of this Notice.**

PLEASE NOTE: The Court-approved Plan of Allocation of Net Settlement Fund (the "Plan of Allocation"), which governs the administration of all proofs of claim submitted in connection with the settlement, is set forth in Appendix A of the Long-Form Notice of Pendency and Proposed Settlement of Class Action (the "Long-Form Notice"). The Long-Form Notice may be viewed on or downloaded from www.TevaSecuritiesLitigation.com.

Deficiency: Trade Discrepancy/Claim Does Not Balance.

Your Claim does not balance. For each eligible Teva Security that you purchased or acquired during the Class Period (i.e., February 6, 2014, through May 10, 2019, inclusive) the total of beginning holdings, if any, plus Class Period purchases must equal the total of ending holdings, if any, plus Class Period sales. This discrepancy applies to your purchases or acquisition listed below:

Quantity	Type of Transaction	Type of Security
1870.00	Holding Difference 02/16/2022	ADS

For additional information, please reference the Plan of Allocation.

How to Resolve: You must provide additional transactions and/or holding amounts that will bring your Claim into balance, together with acceptable documentation supporting them.

PLEASE NOTE: To the extent that you do not cure the deficiency identified, the transaction(s) that make up the discrepancy will be rejected, along with any corresponding transaction(s) according to the required First In, First Out ("FIFO") matching described in paragraph 16 of the Plan of Allocation, and those transactions will not be considered in the calculation of your Recognized Claim amount pursuant to paragraph 15 of the Plan of Allocation. Your Claim will still be processed to the extent that it is otherwise eligible as a partial claim.

Deficiency: Partial Documentation.

For the transactions listed in the chart below, you either did not supply documentation to support some of the transactions listed on your Claim, or the documentation that you did submit with your Claim does not include some or all of the required information.

How to Resolve: You must provide acceptable documentation that includes all the required information for the listed transaction(s).

PLEASE NOTE: To the extent that you do not cure the deficiency identified for any transaction listed below, the remaining deficient transaction(s) will be rejected, along with any corresponding transaction(s) according to the required First In, First Out ("FIFO") matching described in paragraph 16 of the Plan of Allocation, and these transactions will not be considered in the calculation of your Recognized Claim amount pursuant to paragraph 15 of the Plan of Allocation. Your Claim will still be processed to the extent otherwise eligible as a partial claim.

The specific transaction(s) for which you must submit complete documentation are listed below.

Date	Quantity	Price per Share	Type of Transaction	Type of Security
09/11/2017	300.00	$18.53	Purchase	ADS
09/11/2017	3000.00	$18.56	Purchase	ADS
09/11/2017	700.00	$18.53	Purchase	ADS
09/11/2017	700.00	$18.56	Purchase	ADS
09/11/2017	1000.00	$18.43	Purchase	ADS
09/11/2017	100.00	$18.54	Sale	ADS
09/11/2017	196.00	$18.41	Sale	ADS
09/11/2017	400.00	$18.54	Sale	ADS
09/11/2017	804.00	$18.41	Sale	ADS
09/11/2017	1500.00	$18.54	Sale	ADS

Deficiency: No Recognized Loss Unless Defects Are Cured.

In accordance with the Plan of Allocation, your Recognized Claim does not calculate to a loss due to certain defects listed in this letter. As a result, it is not eligible to receive a distribution from the Net Settlement Fund.

How to Resolve: This condition of ineligibility may be cured by resolving the other defects listed in this Notice and/or by submitting additional transactions that occurred during the Class Period that were not previously reflected in your Claim and that will cause your Recognized Claim to calculate to a loss. You must also support any additional transactions with acceptable documentation. Acceptable documentation includes securities brokers' confirmation slips, month- and year-end account statements, or similar documentation. Self-generated documents are not acceptable.

PLEASE NOTE: In order for you to be eligible to receive a distribution, your Recognized Claim must calculate to a loss as set forth in paragraphs 3 and 15 of the Plan of Allocation.

PLEASE ALSO NOTE that, even if you cure the identified deficiency(ies), your Claim must have a "Recognized Claim" amount (which, as defined in the Plan of Allocation, is the sum of the "Recognized Loss Amount," as defined in the Plan of Allocation, calculated for each purchase or acquisition of eligible Teva securities) to be included in the list of eligible claims presented to the Court for approval.

E*TRADE

E*TRADE Securities
Investment Account

[redacted]

Statement Period : September 1, 2017 - September 30, 2017

Account Type: JOINT

SECURITIES PURCHASED OR SOLD (Continued)

TRADE DATE	SETTLEMENT DATE	DESCRIPTION	SYMBOL/ CUSIP	TRANSACTION TYPE	QUANTITY	PRICE	AMOUNT PURCHASED	AMOUNT SOLD
[redacted]								
09/11/17 13:52	09/13/17	***TEVA PHARMACEUTICAL INDUSTRIES LIMITED ADR	TEVA	Bought	300	18.5306	5,559.18	
09/11/17 14:19	09/13/17	***TEVA PHARMACEUTICAL INDUSTRIES LIMITED ADR	TEVA	Bought	300	18.5638	5,574.09	
09/11/17 13:52	09/13/17	***TEVA PHARMACEUTICAL INDUSTRIES LIMITED ADR	TEVA	Bought	700	18.5300	12,975.95	
09/11/17 14:19	09/13/17	***TEVA PHARMACEUTICAL INDUSTRIES LIMITED ADR	TEVA	Bought	700	18.5664	12,996.48	
09/11/17 14:00	09/13/17	***TEVA PHARMACEUTICAL INDUSTRIES LIMITED ADR	TEVA	Bought	1,000	18.4357	18,440.65	
09/11/17 14:57	09/13/17	***TEVA PHARMACEUTICAL INDUSTRIES LIMITED ADR	TEVA	Sold	-100	18.5410		1,849.10
09/11/17 13:59	09/13/17	***TEVA PHARMACEUTICAL INDUSTRIES LIMITED ADR	TEVA	Sold	-196	18.4150		3,604.30
09/11/17 14:57	09/13/17	***TEVA PHARMACEUTICAL INDUSTRIES LIMITED ADR	TEVA	Sold	-400	18.5490		7,419.42
09/11/17 13:59	09/13/17	***TEVA PHARMACEUTICAL INDUSTRIES LIMITED ADR	TEVA	Sold	-804	18.4100		14,801.29
09/11/17 14:57	09/13/17	***TEVA PHARMACEUTICAL INDUSTRIES LIMITED ADR	TEVA	Sold	-1,500	18.5401		27,809.50
[redacted]								

[redacted]

Dear In re Teva Securities Litigation, Administrator

Thank you very much for contacting us about this matter.

I have counted all of my transactions again to make sure that the balance is accurate. I calculated over and over again and wrote the correct transaction record. Regarding your suggestion, the second Quantity from the top of 09/11/2017 is 300.^{00}, not 3000.^{00}. Could you please check again? We will send the necessary documents again just to be sure.

We appreciate your great effort and thank you in advance.

Sincerely,

[redacted]

SCHEDULE OF TRANSACTIONS IN TEVA ADS

A. State the number of shares of Teva ADS held at the opening of trading on February 6, 2014 (must be documented per Section II above): 0

B. List all purchases or acquisitions, including free receipts, of Teva ADS from February 6, 2014, through February 16, 2022, inclusive (must be documented), and use the checkbox provided to indicate any Teva ADS purchased in or traceable to the ADS Offering (as explained in Section II.6 above):

Date of Purchase/ Acquisition (List Chronologically)	Number of ADS Purchased/ Acquired	Purchase/Acquisition Price per ADS	Total Purchase/Acquisition Price (excluding taxes, commissions, and fees)	Confirm Proof of Purchase/ Acquisition Enclosed	Teva Employee Stock Purchase Plan Purchase	Were the shares purchased in or traceable to the December 3, 2015 through January 6, 2016 ADS Offering?
09/18/17	493	17.29	8523.97	✓	☐	☐
09/18/17	800	17.23	13796.87	✓	☐	☐
09/18/17	1000	18.23	18239.95	✓	☐	☐
09/18/17	1000	18.11	18117.25	✓	☐	☐
09/18/17	1000	17.94	17951.15	✓	☐	☐

C. List all sales, including free deliveries, of Teva ADS from February 6, 2014, through February 16, 2022, inclusive (must be documented):

Date of Sale (List Chronologically) (Month/Day/Year	Number of ADS Sold	Sale Price per ADS	Total Sale Price (excluding taxes, commissions, and fees)	Confirm Proof of Sale Enclosed
09/18/17	400	16.98	6788.89	✓
09/18/17	1000	16.94	16939.65	✓
09/18/17	4000	16.94	67753.48	✓
09/19/17	4300	17.15	73742.64	✓
09/19/17	100	17.29	1724.01	✓

[redacted]

SCHEDULE OF TRANSACTIONS IN TEVA ADS

A. State the number of shares of Teva ADS held at the opening of trading on February 6, 2014 (must be documented per Section II above):

0

B. List all purchases or acquisitions, including free receipts, of Teva ADS from February 6, 2014, through February 16, 2022, inclusive (must be documented), and use the checkbox provided to indicate any Teva ADS purchased in or traceable to the ADS Offering (as explained in Section II.6 above):

Date of Purchase/ Acquisition (List Chronologically)	Number of ADS Purchased/ Acquired	Purchase/Acquisition Price per ADS	Total Purchase/Acquisition Price (excluding taxes, commissions, and fees)	Confirm Proof of Purchase/ Acquisition Enclosed	Teva Employee Stock Purchase Plan Purchase	Were the shares purchased in or traceable to the December 3, 2015 through January 6, 2016 ADS Offering?
09/18/17	1000	17.80	17814.85	✓		
09/18/17	1000	17.67	17679.00	✓		
09/18/17	1966	17.28	33995.52	✓		
09/18/17	2000	17.95	35920.75	✓		
09/18/17	2430	17.28	42014.46	✓		

C. List all sales, including free deliveries, of Teva ADS from February 6, 2014, through February 16, 2022, inclusive (must be documented):

Date of Sale (List Chronologically) (Month/Day/Year	Number of ADS Sold	Sale Price per ADS	Total Sale Price (excluding taxes, commissions, and fees)	Confirm Proof of Sale Enclosed
09/19/17	400	17.20	6874.89	✓
09/21/17	100	17.01	1696.39	✓
10/04/17	44	16.56	728.62	✓
10/04/17	100	16.37	1632.01	✓
10/04/17	100	16.07	1602.51	✓

[redacted]

SCHEDULE OF TRANSACTIONS IN TEVA ADS

A. State the number of shares of Teva ADS held at the opening of trading on February 6, 2014 (must be documented per Section II above):

0

B. List all purchases or acquisitions, including free receipts, of Teva ADS from February 6, 2014, through February 16, 2022, inclusive (must be documented), and use the checkbox provided to indicate any Teva ADS purchased in or traceable to the ADS Offering (as explained in Section II.6 above):

Date of Purchase/ Acquisition (List Chronologically)	Number of ADS Purchased/ Acquired	Purchase/Acquisition Price per ADS	Total Purchase/Acquisition Price (excluding taxes, commissions, and fees)	Confirm Proof of Purchase/ Acquisition Enclosed	Teva Employee Stock Purchase Plan Purchase	Were the shares purchased in or traceable to the December 3, 2015 through January 6, 2016 ADS Offering?
09/18/17	3600	17.67	63647.64	✓		
09/18/17	3800	16.97	64506.91	✓		
09/18/17	4100	17.13	70258.45	✓		
09/18/17	4200	17.24	72408.00	✓		
09/18/17	5500	17.32	95302.90	✓		

C. List all sales, including free deliveries, of Teva ADS from February 6, 2014, through February 16, 2022, inclusive (must be documented):

Date of Sale (List Chronologically) (Month/Day/Year	Number of ADS Sold	Sale Price per ADS	Total Sale Price (excluding taxes, commissions, and fees)	Confirm Proof of Sale Enclosed
10/04/17	200	16.07	3208.99	✓
10/04/17	300	16.40	4914.96	✓
10/04/17	300	16.40	4914.96	✓
10/04/17	456	16.56	7549.42	✓
10/04/17	500	16.67	8329.90	✓

[redacted]

04-CA40053393
AG4334 v.05

SCHEDULE OF TRANSACTIONS IN TEVA ADS

A. State the number of shares of Teva ADS held at the opening of trading on February 6, 2014 (must be documented per Section II above): 0

B. List all purchases or acquisitions, including free receipts, of Teva ADS from February 6, 2014, through February 16, 2022, inclusive (must be documented), and use the checkbox provided to indicate any Teva ADS purchased in or traceable to the ADS Offering (as explained in Section II.6 above):

Date of Purchase/ Acquisition (List Chronologically)	Number of ADS Purchased/ Acquired	Purchase/Acquisition Price per ADS	Total Purchase/Acquisition Price (excluding taxes, commissions, and fees)	Confirm Proof of Purchase/ Acquisition Enclosed	Teva Employee Stock Purchase Plan Purchase	Were the shares purchased in or traceable to the December 3, 2015 through January 6, 2016 ADS Offering?
09/18/17	6000	17.55	105358.95	✓		
09/18/17	6000	17.37	104280.75	✓		
10/03/17	100	18.73	1878.55	✓		
10/03/17	100	18.78	1883.55	✓		
10/03/17	100	18.78	1883.55	✓		

C. List all sales, including free deliveries, of Teva ADS from February 6, 2014, through February 16, 2022, inclusive (must be documented):

Date of Sale (List Chronologically) (Month/Day/Year	Number of ADS Sold	Sale Price per ADS	Total Sale Price (excluding taxes, commissions, and fees)	Confirm Proof of Sale Enclosed
10/13/17	100	15.20	1515.12	✓
10/13/17	100	15.04	1495.41	✓
10/13/17	200	15.09	3012.98	✓
10/13/17	200	15.05	3005.78	✓
10/16/17	100	14.76	1471.40	✓

[redacted]

SCHEDULE OF TRANSACTIONS IN TEVA ADS

A. State the number of shares of Teva ADS held at the opening of trading on February 6, 2014 (must be documented per Section II above): 0

B. List all purchases or acquisitions, including free receipts, of Teva ADS from February 6, 2014, through February 16, 2022, inclusive (must be documented), and use the checkbox provided to indicate any Teva ADS purchased in or traceable to the ADS Offering (as explained in Section II.6 above):

Date of Purchase/ Acquisition (List Chronologically)	Number of ADS Purchased/ Acquired	Purchase/Acquisition Price per ADS	Total Purchase/Acquisition Price (excluding taxes, commissions, and fees)	Confirm Proof of Purchase/ Acquisition Enclosed	Teva Employee Stock Purchase Plan Purchase	Were the shares purchased in or traceable to the December 3, 2015 through January 6, 2016 ADS Offering?
10/3/17	1500	18.82	28267.45	✓		
10/5/17	200	15.67	3140.15	✓		
10/23/17	50	14.58	734.32	✓		
11/2/17	6100	11.13	67928.45	✓		
11/3/17	200	11.43	2292.93	✓		

C. List all sales, including free deliveries, of Teva ADS from February 6, 2014, through February 16, 2022, inclusive (must be documented):

Date of Sale (List Chronologically) (Month/Day/Year	Number of ADS Sold	Sale Price per ADS	Total Sale Price (excluding taxes, commissions, and fees)	Confirm Proof of Sale Enclosed
10/16/17	200	14.85	2965.50	✓
10/17/17	100	14.68	1463.01	✓
10/19/17	100	14.65	1460.41	✓
10/24/17	100	14.39	1434.51	✓
10/25/17	100	14.16	1411.01	✓

[redacted]

SCHEDULE OF TRANSACTIONS IN TEVA ADS

A. State the number of shares of Teva ADS held at the opening of trading on February 6, 2014 (must be documented per Section II above): 0

B. List all purchases or acquisitions, including free receipts, of Teva ADS from February 6, 2014, through February 16, 2022, inclusive (must be documented), and use the checkbox provided to indicate any Teva ADS purchased in or traceable to the ADS Offering (as explained in Section II.6 above):

Date of Purchase/ Acquisition (List Chronologically)	Number of ADS Purchased/ Acquired	Purchase/Acquisition Price per ADS	Total Purchase/Acquisition Price (excluding taxes, commissions, and fees)	Confirm Proof of Purchase/ Acquisition Enclosed	Teva Employee Stock Purchase Plan Purchase	Were the shares purchased in or traceable to the December 3, 2015 through January 6, 2016 ADS Offering?
110317	2800	11.43	32030.60	✓		
110317	3000	11.42	34294.65	✓		
110317	3000	11.27	33844.65	✓		
110617	1000	12.01	12019.95	✓		
110617	1000	12.27	12279.95	✓		

C. List all sales, including free deliveries, of Teva ADS from February 6, 2014, through February 16, 2022, inclusive (must be documented):

Date of Sale (List Chronologically) (Month/Day/Year	Number of ADS Sold	Sale Price per ADS	Total Sale Price (excluding taxes, commissions, and fees)	Confirm Proof of Sale Enclosed
102517	150	14.08	2107.75	✓
110317	300	11.36	3407.92	✓
110317	900	11.37	10227.81	✓
110317	1000	11.01	11004.89	✓
110317	1000	11.10	11095.79	✓

[redacted]

SCHEDULE OF TRANSACTIONS IN TEVA ADS

A. State the number of shares of Teva ADS held at the opening of trading on February 6, 2014 (must be documented per Section II above): 0

B. List all purchases or acquisitions, including free receipts, of Teva ADS from February 6, 2014, through February 16, 2022, inclusive (must be documented), and use the checkbox provided to indicate any Teva ADS purchased in or traceable to the ADS Offering (as explained in Section II.6 above):

Date of Purchase/ Acquisition (List Chronologically)	Number of ADS Purchased/ Acquired	Purchase/Acquisition Price per ADS	Total Purchase/Acquisition Price (excluding taxes, commissions, and fees)	Confirm Proof of Purchase/ Acquisition Enclosed	Teva Employee Stock Purchase Plan Purchase	Were the shares purchased in or traceable to the December 3, 2015 through January 6, 2016 ADS Offering?
110617	100	12.12	1217.45	✓	☐	☐
110617	100	12.29	1234.45	✓	☐	☐
110617	200	12.21	2447.95	✓	☐	☐
110617	400	12.50	5006.95	✓	☐	☐
110617	800	12.22	9776.00	✓	☐	☐

C. List all sales, including free deliveries, of Teva ADS from February 6, 2014, through February 16, 2022, inclusive (must be documented):

Date of Sale (List Chronologically) (Month/Day/Year	Number of ADS Sold	Sale Price per ADS	Total Sale Price (excluding taxes, commissions, and fees)	Confirm Proof of Sale Enclosed
110317	1000	11.23	11224.89	✓
110317	1800	11.35	20443.56	✓
110317	3000	11.57	34704.54	✓
110617	1000	12.10	12098.57	✓
110617	1000	12.20	12194.76	✓

[redacted]

SCHEDULE OF TRANSACTIONS IN TEVA ADS

A. State the number of shares of Teva ADS held at the opening of trading on February 6, 2014 (must be documented per Section II above): 0

B. List all purchases or acquisitions, including free receipts, of Teva ADS from February 6, 2014, through February 16, 2022, inclusive (must be documented), and use the checkbox provided to indicate any Teva ADS purchased in or traceable to the ADS Offering (as explained in Section II.6 above):

Date of Purchase/ Acquisition (List Chronologically)	Number of ADS Purchased/ Acquired	Purchase/Acquisition Price per ADS	Total Purchase/Acquisition Price (excluding taxes, commissions, and fees)	Confirm Proof of Purchase/ Acquisition Enclosed	Teva Employee Stock Purchase Plan Purchase	Were the shares purchased in or traceable to the December 3, 2015 through January 6, 2016 ADS Offering?
110617	900	12.13	10917.00	✓	☐	☐
110617	900	12.30	11070.00	✓	☐	☐
110617	2600	12.51	32526.00	✓	☐	☐
110617	3000	12.42	37264.95	✓	☐	☐
110717	500	11.71	5863.10	✓	☐	☐

C. List all sales, including free deliveries, of Teva ADS from February 6, 2014, through February 16, 2022, inclusive (must be documented):

Date of Sale (List Chronologically) (Month/Day/Year	Number of ADS Sold	Sale Price per ADS	Total Sale Price (excluding taxes, commissions, and fees)	Confirm Proof of Sale Enclosed
110617	200	12.14	2423.99	✓
110617	800	12.14	9711.77	✓
110617	1000	11.87	11864.77	✓
110617	1000	12.16	12154.76	✓
110617	1000	12.35	12345.76	✓

[redacted]

SCHEDULE OF TRANSACTIONS IN TEVA ADS

A. State the number of shares of Teva ADS held at the opening of trading on February 6, 2014 (must be documented per Section II above): 0

B. List all purchases or acquisitions, including free receipts, of Teva ADS from February 6, 2014, through February 16, 2022, inclusive (must be documented), and use the checkbox provided to indicate any Teva ADS purchased in or traceable to the ADS Offering (as explained in Section II.6 above):

Date of Purchase/ Acquisition (List Chronologically)	Number of ADS Purchased/ Acquired	Purchase/Acquisition Price per ADS	Total Purchase/Acquisition Price (excluding taxes, commissions, and fees)	Confirm Proof of Purchase/ Acquisition Enclosed	Teva Employee Stock Purchase Plan Purchase	Were the shares purchased in or traceable to the December 3, 2015 through January 6, 2016 ADS Offering?
111517	200	12.04	2413.95	✓	☐	☐
111517	342	11.88	4064.67	✓	☐	☐
111517	1100	11.88	13072.95	✓	☐	☐
111517	4800	12.05	57840.00	✓	☐	☐
111517	5000	12.32	61604.95	✓	☐	☐

C. List all sales, including free deliveries, of Teva ADS from February 6, 2014, through February 16, 2022, inclusive (must be documented):

Date of Sale (List Chronologically) (Month/Day/Year	Number of ADS Sold	Sale Price per ADS	Total Sale Price (excluding taxes, commissions, and fees)	Confirm Proof of Sale Enclosed
110617	1000	12.23	12224.76	✓
110617	1000	12.12	12114.77	✓
110617	1400	12.41	17375.64	✓
110617	1600	12.41	19855.54	✓
110617	3000	12.50	37494.18	✓

[redacted]

SCHEDULE OF TRANSACTIONS IN TEVA ADS

A. State the number of shares of Teva ADS held at the opening of trading on February 6, 2014 (must be documented per Section II above):

0

B. List all purchases or acquisitions, including free receipts, of Teva ADS from February 6, 2014, through February 16, 2022, inclusive (must be documented), and use the checkbox provided to indicate any Teva ADS purchased in or traceable to the ADS Offering (as explained in Section II.6 above):

Date of Purchase/ Acquisition (List Chronologically)	Number of ADS Purchased/ Acquired	Purchase/Acquisition Price per ADS	Total Purchase/Acquisition Price (excluding taxes, commissions, and fees)	Confirm Proof of Purchase/ Acquisition Enclosed	Teva Employee Stock Purchase Plan Purchase	Were the shares purchased in or traceable to the December 3, 2015 through January 6, 2016 ADS Offering?
111517	5558	11.89	66084.62	✓		
111717	100	13.65	1370.45	✓		
111717	300	13.74	4126.95	✓		
111717	700	13.75	9625.00	✓		
111717	900	13.66	12294.00	✓		

C. List all sales, including free deliveries, of Teva ADS from February 6, 2014, through February 16, 2022, inclusive (must be documented):

Date of Sale (List Chronologically) (Month/Day/Year	Number of ADS Sold	Sale Price per ADS	Total Sale Price (excluding taxes, commissions, and fees)	Confirm Proof of Sale Enclosed
110717	500	11.71	5849.91	✓
110717	1000	11.89	11884.77	✓
110717	1000	11.96	11954.77	✓
110717	2000	11.83	23654.50	✓
111517	5000	11.85	59243.08	✓

[redacted]

SCHEDULE OF TRANSACTIONS IN TEVA ADS

A. State the number of shares of Teva ADS held at the opening of trading on February 6, 2014 (must be documented per Section II above):

0

B. List all purchases or acquisitions, including free receipts, of Teva ADS from February 6, 2014, through February 16, 2022, inclusive (must be documented), and use the checkbox provided to indicate any Teva ADS purchased in or traceable to the ADS Offering (as explained in Section II.6 above):

Date of Purchase/ Acquisition (List Chronologically)	Number of ADS Purchased/ Acquired	Purchase/Acquisition Price per ADS	Total Purchase/Acquisition Price (excluding taxes, commissions, and fees)	Confirm Proof of Purchase/ Acquisition Enclosed	Teva Employee Stock Purchase Plan Purchase	Were the shares purchased in or traceable to the December 3, 2015 through January 6, 2016 ADS Offering?
11/7/17	1000	13.21	13214.95	✓		
11/7/17	1000	13.81	13814.95	✓		
11/21/17	1000	13.14	13151.15	✓		
11/22/17	1000	13.61	13619.95	✓		
11/30/17	100	14.79	1484.55	✓		

C. List all sales, including free deliveries, of Teva ADS from February 6, 2014, through February 16, 2022, inclusive (must be documented):

Date of Sale (List Chronologically) (Month/Day/Year	Number of ADS Sold	Sale Price per ADS	Total Sale Price (excluding taxes, commissions, and fees)	Confirm Proof of Sale Enclosed
11/5/17	5000	12.01	60043.06	✓
11/7/17	1000	12.95	12944.63	✓
11/7/17	1000	13.41	13404.62	✓
11/7/17	1000	13.64	13634.61	✓
11/7/17	1000	13.40	13394.62	✓

[redacted]

04-CA40053393
AG4334 v.05

SCHEDULE OF TRANSACTIONS IN TEVA ADS

A. State the number of shares of Teva ADS held at the opening of trading on February 6, 2014 (must be documented per Section II above): 0

B. List all purchases or acquisitions, including free receipts, of Teva ADS from February 6, 2014, through February 16, 2022, inclusive (must be documented), and use the checkbox provided to indicate any Teva ADS purchased in or traceable to the ADS Offering (as explained in Section II.6 above):

Date of Purchase/ Acquisition (List Chronologically)	Number of ADS Purchased/ Acquired	Purchase/Acquisition Price per ADS	Total Purchase/Acquisition Price (excluding taxes, commissions, and fees)	Confirm Proof of Purchase/ Acquisition Enclosed	Teva Employee Stock Purchase Plan Purchase	Were the shares purchased in or traceable to the December 3, 2015 through January 6, 2016 ADS Offering?
12/3/17	30	15.73	476.85	✓		
12/3/17	100	15.74	1579.85	✓		
12/3/17	100	15.75	1580.45	✓		
12/3/17	100	15.74	1579.55	✓		
12/3/17	100	15.73	1578.55	✓		

C. List all sales, including free deliveries, of Teva ADS from February 6, 2014, through February 16, 2022, inclusive (must be documented):

Date of Sale (List Chronologically) (Month/Day/Year	Number of ADS Sold	Sale Price per ADS	Total Sale Price (excluding taxes, commissions, and fees)	Confirm Proof of Sale Enclosed
11/7/17	1000	13.72	13715.61	✓
11/7/17	1000	13.49	13484.61	✓
11/7/17	1000	13.80	13794.61	✓
11/20/17	300	13.57	4067.41	✓
11/20/17	700	13.57	9499.40	✓

[redacted]

SCHEDULE OF TRANSACTIONS IN TEVA ADS

A. State the number of shares of Teva ADS held at the opening of trading on February 6, 2014 (must be documented per Section II above):

0

B. List all purchases or acquisitions, including free receipts, of Teva ADS from February 6, 2014, through February 16, 2022, inclusive (must be documented), and use the checkbox provided to indicate any Teva ADS purchased in or traceable to the ADS Offering (as explained in Section II.6 above):

Date of Purchase/ Acquisition (List Chronologically)	Number of ADS Purchased/ Acquired	Purchase/Acquisition Price per ADS	Total Purchase/Acquisition Price (excluding taxes, commissions, and fees)	Confirm Proof of Purchase/ Acquisition Enclosed	Teva Employee Stock Purchase Plan Purchase	Were the shares purchased in or traceable to the December 3, 2015 through January 6, 2016 ADS Offering?
12/4/17	3870	18.86	73018.15	☑	☐	☐
12/9/17	100	17.86	1791.45	☑	☐	☐
12/9/17	100	18.15	1820.45	☑	☐	☐
12/9/17	900	17.87	16083.00	☑	☐	☐
12/9/17	900	18.16	16344.00	☑	☐	☐

C. List all sales, including free deliveries, of Teva ADS from February 6, 2014, through February 16, 2022, inclusive (must be documented):

Date of Sale (List Chronologically) (Month/Day/Year	Number of ADS Sold	Sale Price per ADS	Total Sale Price (excluding taxes, commissions, and fees)	Confirm Proof of Sale Enclosed
11/20/17	1000	13.80	13794.61	☑
11/20/17	1000	13.69	13684.61	☑
11/20/17	1000	13.63	13624.61	☑
11/22/17	1000	13.64	13634.61	☑
12/6/17	100	14.67	1462.00	☑

[redacted]

SCHEDULE OF TRANSACTIONS IN TEVA ADS

A. State the number of shares of Teva ADS held at the opening of trading on February 6, 2014 (must be documented per Section II above): 0

B. List all purchases or acquisitions, including free receipts, of Teva ADS from February 6, 2014, through February 16, 2022, inclusive (must be documented), and use the checkbox provided to indicate any Teva ADS purchased in or traceable to the ADS Offering (as explained in Section II.6 above):

Date of Purchase/ Acquisition (List Chronologically)	Number of ADS Purchased/ Acquired	Purchase/Acquisition Price per ADS	Total Purchase/Acquisition Price (excluding taxes, commissions, and fees)	Confirm Proof of Purchase/ Acquisition Enclosed	Teva Employee Stock Purchase Plan Purchase	Were the shares purchased in or traceable to the December 3, 2015 through January 6, 2016 ADS Offering?
12/9/17	1000	18.12	18124.95	☑	☐	☐
12/9/17	2000	17.92	35861.15	☑	☐	☐
12/20/17	3000	17.40	52230.45	☑	☐	☐
12/21/17	100	17.91	1795.95	☑	☐	☐
12/21/17	900	17.92	16128.00	☑	☐	☐

C. List all sales, including free deliveries, of Teva ADS from February 6, 2014, through February 16, 2022, inclusive (must be documented):

Date of Sale (List Chronologically) (Month/Day/Year	Number of ADS Sold	Sale Price per ADS	Total Sale Price (excluding taxes, commissions, and fees)	Confirm Proof of Sale Enclosed
12/9/17	300	18.35	5499.88	☑
12/9/17	1000	18.06	18054.51	☑
12/9/17	1000	17.76	17754.51	☑
12/9/17	1000	18.00	17995.51	☑
12/9/17	1000	18.15	18144.51	☑

[redacted]

SCHEDULE OF TRANSACTIONS IN TEVA ADS

A. State the number of shares of Teva ADS held at the opening of trading on February 6, 2014 (must be documented per Section II above):

0

B. List all purchases or acquisitions, including free receipts, of Teva ADS from February 6, 2014, through February 16, 2022, inclusive (must be documented), and use the checkbox provided to indicate any Teva ADS purchased in or traceable to the ADS Offering (as explained in Section II.6 above):

Date of Purchase/ Acquisition (List Chronologically)	Number of ADS Purchased/ Acquired	Purchase/Acquisition Price per ADS	Total Purchase/Acquisition Price (excluding taxes, commissions, and fees)	Confirm Proof of Purchase/ Acquisition Enclosed	Teva Employee Stock Purchase Plan Purchase	Were the shares purchased in or traceable to the December 3, 2015 through January 6, 2016 ADS Offering?
12/21/17	1000	17.65	17654.95	✓		
12/21/17	1000	18.15	18154.95	✓		
01/11/18	1600	21.27	34072.03	✓		
01/22/18	50	20.98	1054.25	✓		
01/22/18	50	20.99	1054.51	✓		

C. List all sales, including free deliveries, of Teva ADS from February 6, 2014, through February 16, 2022, inclusive (must be documented):

Date of Sale (List Chronologically) (Month/Day/Year	Number of ADS Sold	Sale Price per ADS	Total Sale Price (excluding taxes, commissions, and fees)	Confirm Proof of Sale Enclosed
12/19/17	1000	17.90	17894.51	✓
12/20/17	1000	17.62	17615.52	✓
12/20/17	1000	17.69	17684.52	✓
12/20/17	1000	17.43	17424.52	✓
12/21/17	1000	17.50	17494.52	✓

[redacted]

SCHEDULE OF TRANSACTIONS IN TEVA ADS

A. State the number of shares of Teva ADS held at the opening of trading on February 6, 2014 (must be documented per Section II above): 0

B. List all purchases or acquisitions, including free receipts, of Teva ADS from February 6, 2014, through February 16, 2022, inclusive (must be documented), and use the checkbox provided to indicate any Teva ADS purchased in or traceable to the ADS Offering (as explained in Section II.6 above):

Date of Purchase/ Acquisition (List Chronologically)	Number of ADS Purchased/ Acquired	Purchase/Acquisition Price per ADS	Total Purchase/Acquisition Price (excluding taxes, commissions, and fees)	Confirm Proof of Purchase/ Acquisition Enclosed	Teva Employee Stock Purchase Plan Purchase	Were the shares purchased in or traceable to the December 3, 2015 through January 6, 2016 ADS Offering?
012518	50	21.15	1062.74	✓		
012518	50	21.15	1062.58	✓		
020218	100	20.63	2068.57	✓		
021518	1060	21.12	22422.45	✓		
030218	100	19.20	1924.95	✓		

C. List all sales, including free deliveries, of Teva ADS from February 6, 2014, through February 16, 2022, inclusive (must be documented):

Date of Sale (List Chronologically) (Month/Day/Year	Number of ADS Sold	Sale Price per ADS	Total Sale Price (excluding taxes, commissions, and fees)	Confirm Proof of Sale Enclosed
122117	1000	17.71	17709.52	✓
122117	1000	17.91	17904.51	✓
122117	2000	18.10	36203.97	✓
020918	100	18.39	1833.99	✓
020918	100	18.25	1820.09	✓

[redacted]

SCHEDULE OF TRANSACTIONS IN TEVA ADS

A. State the number of shares of Teva ADS held at the opening of trading on February 6, 2014 (must be documented per Section II above): 0

B. List all purchases or acquisitions, including free receipts, of Teva ADS from February 6, 2014, through February 16, 2022, inclusive (must be documented), and use the checkbox provided to indicate any Teva ADS purchased in or traceable to the ADS Offering (as explained in Section II.6 above):

Date of Purchase/ Acquisition (List Chronologically)	Number of ADS Purchased/ Acquired	Purchase/Acquisition Price per ADS	Total Purchase/Acquisition Price (excluding taxes, commissions, and fees)	Confirm Proof of Purchase/ Acquisition Enclosed	Teva Employee Stock Purchase Plan Purchase	Were the shares purchased in or traceable to the December 3, 2015 through January 6, 2016 ADS Offering?
03/05/18	100	19.23	1927.95	✓	☐	☐
03/09/18	100	19.17	1922.85	✓	☐	☐
04/04/18	400	17.27	6914.95	✓	☐	☐
04/05/18	100	17.36	1741.57	✓	☐	☐
04/05/18	200	17.34	3473.95	✓	☐	☐

C. List all sales, including free deliveries, of Teva ADS from February 6, 2014, through February 16, 2022, inclusive (must be documented):

Date of Sale (List Chronologically) (Month/Day/Year	Number of ADS Sold	Sale Price per ADS	Total Sale Price (excluding taxes, commissions, and fees)	Confirm Proof of Sale Enclosed
02/09/18	100	18.78	1872.99	✓
02/14/18	100	18.44	1838.99	✓
02/21/18	100	19.96	1990.99	✓
02/22/18	60	20.00	1195.01	✓
02/28/18	100	19.11	1905.99	✓

[redacted]

SCHEDULE OF TRANSACTIONS IN TEVA ADS

A. State the number of shares of Teva ADS held at the opening of trading on February 6, 2014 (must be documented per Section II above):

0

B. List all purchases or acquisitions, including free receipts, of Teva ADS from February 6, 2014, through February 16, 2022, inclusive (must be documented), and use the checkbox provided to indicate any Teva ADS purchased in or traceable to the ADS Offering (as explained in Section II.6 above):

Date of Purchase/ Acquisition (List Chronologically)	Number of ADS Purchased/ Acquired	Purchase/Acquisition Price per ADS	Total Purchase/Acquisition Price (excluding taxes, commissions, and fees)	Confirm Proof of Purchase/ Acquisition Enclosed	Teva Employee Stock Purchase Plan Purchase	Were the shares purchased in or traceable to the December 3, 2015 through January 6, 2016 ADS Offering?
04/09/18	300	17.25	5181.81	✓		
04/10/18	200	17.85	3575.95	✓		
04/20/18	100	17.79	1784.57	✓		
06/08/18	100	23.11	2316.54	✓		
06/12/18	50	24.40	1224.95	✓		

C. List all sales, including free deliveries, of Teva ADS from February 6, 2014, through February 16, 2022, inclusive (must be documented):

Date of Sale (List Chronologically) (Month/Day/Year	Number of ADS Sold	Sale Price per ADS	Total Sale Price (excluding taxes, commissions, and fees)	Confirm Proof of Sale Enclosed
03/01/18	100	18.64	1858.99	✓
03/15/18	100	18.36	1830.99	✓
03/15/18	100	18.20	1814.99	✓
03/15/18	100	17.98	1792.99	✓
03/20/18	100	17.59	1753.99	✓

[redacted]

SCHEDULE OF TRANSACTIONS IN TEVA ADS

A. State the number of shares of Teva ADS held at the opening of trading on February 6, 2014 (must be documented per Section II above): 0

B. List all purchases or acquisitions, including free receipts, of Teva ADS from February 6, 2014, through February 16, 2022, inclusive (must be documented), and use the checkbox provided to indicate any Teva ADS purchased in or traceable to the ADS Offering (as explained in Section II.6 above):

Date of Purchase/ Acquisition (List Chronologically)	Number of ADS Purchased/ Acquired	Purchase/Acquisition Price per ADS	Total Purchase/Acquisition Price (excluding taxes, commissions, and fees)	Confirm Proof of Purchase/ Acquisition Enclosed	Teva Employee Stock Purchase Plan Purchase	Were the shares purchased in or traceable to the December 3, 2015 through January 6, 2016 ADS Offering?
06/12/18	150	24.20	3634.95	✓		
06/18/18	10	23.87	243.72	✓		
06/18/18	10	24.12	246.22	✓		
06/18/18	10	24.05	246.22	✓		
06/18/18	10	24.03	245.32	✓		

C. List all sales, including free deliveries, of Teva ADS from February 6, 2014, through February 16, 2022, inclusive (must be documented):

Date of Sale (List Chronologically) (Month/Day/Year	Number of ADS Sold	Sale Price per ADS	Total Sale Price (excluding taxes, commissions, and fees)	Confirm Proof of Sale Enclosed
03/20/18	100	17.74	1768.99	✓
03/20/18	100	17.27	1722.01	✓
03/23/18	100	17.10	1705.00	✓
03/26/18	100	16.62	1657.50	✓
04/02/18	100	16.65	1660.00	✓

[redacted]

SCHEDULE OF TRANSACTIONS IN TEVA ADS

A. State the number of shares of Teva ADS held at the opening of trading on February 6, 2014 (must be documented per Section II above):

0

B. List all purchases or acquisitions, including free receipts, of Teva ADS from February 6, 2014, through February 16, 2022, inclusive (must be documented), and use the checkbox provided to indicate any Teva ADS purchased in or traceable to the ADS Offering (as explained in Section II.6 above):

Date of Purchase/ Acquisition (List Chronologically)	Number of ADS Purchased/ Acquired	Purchase/Acquisition Price per ADS	Total Purchase/Acquisition Price (excluding taxes, commissions, and fees)	Confirm Proof of Purchase/ Acquisition Enclosed	Teva Employee Stock Purchase Plan Purchase	Were the shares purchased in or traceable to the December 3, 2015 through January 6, 2016 ADS Offering?
06/18/18	10	24.15	246.52	✓		
06/18/18	10	24.21	247.15	✓		
06/22/18	100	24.04	2409.94	✓		
06/28/18	80	24.75	1984.95	✓		
07/03/18	150	24.94	3746.88	✓		

C. List all sales, including free deliveries, of Teva ADS from February 6, 2014, through February 16, 2022, inclusive (must be documented):

Date of Sale (List Chronologically) (Month/Day/Year	Number of ADS Sold	Sale Price per ADS	Total Sale Price (excluding taxes, commissions, and fees)	Confirm Proof of Sale Enclosed
04/06/18	100	16.83	1678.00	✓
04/06/18	100	16.90	1685.50	✓
04/19/18	100	17.42	1736.99	✓
06/26/18	40	23.25	925.03	✓
		.	.	

[redacted]

04-CA-4005363

SCHEDULE OF TRANSACTIONS IN TEVA ADS

A. State the number of shares of Teva ADS held at the opening of trading on February 6, 2014 (must be documented per Section II above):

0

B. List all purchases or acquisitions, including free receipts, of Teva ADS from February 6, 2014, through February 16, 2022, inclusive (must be documented), and use the checkbox provided to indicate any Teva ADS purchased in or traceable to the ADS Offering (as explained in Section II.6 above):

Date of Purchase/ Acquisition (List Chronologically)	Number of ADS Purchased/ Acquired	Purchase/Acquisition Price per ADS	Total Purchase/Acquisition Price (excluding taxes, commissions, and fees)	Confirm Proof of Purchase/ Acquisition Enclosed	Teva Employee Stock Purchase Plan Purchase	Were the shares purchased in or traceable to the December 3, 2015 through January 6, 2016 ADS Offering?
07/09/18	50	24.03	1206.82	✓	☐	☐
07/20/18	5	23.02	120.09	✓	☐	☐
07/20/18	15	23.02	350.36	✓	☐	☐
07/30/18	100	23.71	2375.95	✓	☐	☐
08/01/18	240	23.91	5744.84	✓	☐	☐

C. List all sales, including free deliveries, of Teva ADS from February 6, 2014, through February 16, 2022, inclusive (must be documented):

Date of Sale (List Chronologically) (Month/Day/Year	Number of ADS Sold	Sale Price per ADS	Total Sale Price (excluding taxes, commissions, and fees)	Confirm Proof of Sale Enclosed
				☐
				☐
				☐
				☐
				☐

[redacted]

04-CA4005393

SCHEDULE OF TRANSACTIONS IN TEVA ADS

A. State the number of shares of Teva ADS held at the opening of trading on February 6, 2014 (must be documented per Section II above): 0

B. List all purchases or acquisitions, including free receipts, of Teva ADS from February 6, 2014, through February 16, 2022, inclusive (must be documented), and use the checkbox provided to indicate any Teva ADS purchased in or traceable to the ADS Offering (as explained in Section II.6 above):

Date of Purchase/ Acquisition (List Chronologically)	Number of ADS Purchased/ Acquired	Purchase/Acquisition Price per ADS	Total Purchase/Acquisition Price (excluding taxes, commissions, and fees)	Confirm Proof of Purchase/ Acquisition Enclosed	Teva Employee Stock Purchase Plan Purchase	Were the shares purchased in or traceable to the December 3, 2015 through January 6, 2016 ADS Offering?
08/07/18	20	23.20	469.10	✓		
08/20/18	20	25.47	514.48	✓		
08/21/18	100	25.34	2539.59	✓		
09/04/18	20	22.59	456.87	✓		
09/04/18	180	22.62	4077.74	✓		

C. List all sales, including free deliveries, of Teva ADS from February 6, 2014, through February 16, 2022, inclusive (must be documented):

Date of Sale (List Chronologically) (Month/Day/Year	Number of ADS Sold	Sale Price per ADS	Total Sale Price (excluding taxes, commissions, and fees)	Confirm Proof of Sale Enclosed

[redacted]

SCHEDULE OF TRANSACTIONS IN TEVA ADS

A. State the number of shares of Teva ADS held at the opening of trading on February 6, 2014 (must be documented per Section II above):

0

B. List all purchases or acquisitions, including free receipts, of Teva ADS from February 6, 2014, through February 16, 2022, inclusive (must be documented), and use the checkbox provided to indicate any Teva ADS purchased in or traceable to the ADS Offering (as explained in Section II.6 above):

Date of Purchase/ Acquisition (List Chronologically)	Number of ADS Purchased/ Acquired	Purchase/Acquisition Price per ADS	Total Purchase/Acquisition Price (excluding taxes, commissions, and fees)	Confirm Proof of Purchase/ Acquisition Enclosed	Teva Employee Stock Purchase Plan Purchase	Were the shares purchased in or traceable to the December 3, 2015 through January 6, 2016 ADS Offering?
09/11/17	300	18.53	5559.18	✓		
09/11/17	300	18.56	5574.09	✓		
09/11/17	700	18.53	12975.95	✓		
09/11/17	700	18.56	12996.48	✓		
09/11/17	1000	18.43	18440.65	✓		

C. List all sales, including free deliveries, of Teva ADS from February 6, 2014, through February 16, 2022, inclusive (must be documented):

Date of Sale (List Chronologically) (Month/Day/Year	Number of ADS Sold	Sale Price per ADS	Total Sale Price (excluding taxes, commissions, and fees)	Confirm Proof of Sale Enclosed
09/11/17	100	18.54	1849.10	✓
09/11/17	196	18.41	3604.30	✓
09/11/17	400	18.54	7419.42	✓
09/11/17	804	18.41	14801.29	✓
09/11/17	1500	18.54	27809.50	✓

[redacted]

SCHEDULE OF TRANSACTIONS IN TEVA ADS

A. State the number of shares of Teva ADS held at the opening of trading on February 6, 2014 (must be documented per Section II above):

0

B. List all purchases or acquisitions, including free receipts, of Teva ADS from February 6, 2014, through February 16, 2022, inclusive (must be documented), and use the checkbox provided to indicate any Teva ADS purchased in or traceable to the ADS Offering (as explained in Section II.6 above):

Date of Purchase/ Acquisition (List Chronologically)	Number of ADS Purchased/ Acquired	Purchase/Acquisition Price per ADS	Total Purchase/Acquisition Price (excluding taxes, commissions, and fees)	Confirm Proof of Purchase/ Acquisition Enclosed	Teva Employee Stock Purchase Plan Purchase	Were the shares purchased in or traceable to the December 3, 2015 through January 6, 2016 ADS Offering?
09/15/17	200	17.90	3586.15	✓		
09/15/17	800	17.90	14325.12	✓		
09/15/17	1000	18.14	18151.35	✓		
09/15/17	1000	17.97	17981.15	✓		
09/15/17	1000	17.97	17974.95	✓		

C. List all sales, including free deliveries, of Teva ADS from February 6, 2014, through February 16, 2022, inclusive (must be documented):

Date of Sale (List Chronologically) (Month/Day/Year	Number of ADS Sold	Sale Price per ADS	Total Sale Price (excluding taxes, commissions, and fees)	Confirm Proof of Sale Enclosed
09/15/17	200	18.04	3603.96	✓
09/15/17	800	18.04	14431.66	✓
09/15/17	3000	18.09	54266.79	✓
09/18/17	100	17.90	1785.50	✓
09/18/17	100	17.55	1750.50	✓

[redacted]

SCHEDULE OF TRANSACTIONS IN TEVA ADS

A. State the number of shares of Teva ADS held at the opening of trading on February 6, 2014 (must be documented per Section II above):

0

B. List all purchases or acquisitions, including free receipts, of Teva ADS from February 6, 2014, through February 16, 2022, inclusive (must be documented), and use the checkbox provided to indicate any Teva ADS purchased in or traceable to the ADS Offering (as explained in Section II.6 above):

Date of Purchase/ Acquisition (List Chronologically)	Number of ADS Purchased/ Acquired	Purchase/Acquisition Price per ADS	Total Purchase/Acquisition Price (excluding taxes, commissions, and fees)	Confirm Proof of Purchase/ Acquisition Enclosed	Teva Employee Stock Purchase Plan Purchase	Were the shares purchased in or traceable to the December 3, 2015 through January 6, 2016 ADS Offering?
09/18/17	111	17.30	1920.30	✓	☐	☐
09/18/17	200	16.94	3393.95	✓	☐	☐
09/18/17	200	16.91	3388.21	✓	☐	☐
09/18/17	200	16.97	3399.95	✓	☐	☐
09/18/17	300	16.93	5085.75	✓	☐	☐

C. List all sales, including free deliveries, of Teva ADS from February 6, 2014, through February 16, 2022, inclusive (must be documented):

Date of Sale (List Chronologically) (Month/Day/Year	Number of ADS Sold	Sale Price per ADS	Total Sale Price (excluding taxes, commissions, and fees)	Confirm Proof of Sale Enclosed
09/18/17	300	17.65	5291.42	✓
09/18/17	1900	17.90	34009.21	✓
09/18/17	3700	17.65	65303.49	✓
09/18/17	4500	16.99	76448.28	✓
09/18/17	4900	17.55	85993.01	✓

[redacted]

SCHEDULE OF TRANSACTIONS IN TEVA ADS

A. State the number of shares of Teva ADS held at the opening of trading on February 6, 2014 (must be documented per Section II above):

0

B. List all purchases or acquisitions, including free receipts, of Teva ADS from February 6, 2014, through February 16, 2022, inclusive (must be documented), and use the checkbox provided to indicate any Teva ADS purchased in or traceable to the ADS Offering (as explained in Section II.6 above):

Date of Purchase/ Acquisition (List Chronologically)	Number of ADS Purchased/ Acquired	Purchase/Acquisition Price per ADS	Total Purchase/Acquisition Price (excluding taxes, commissions, and fees)	Confirm Proof of Purchase/ Acquisition Enclosed	Teva Employee Stock Purchase Plan Purchase	Were the shares purchased in or traceable to the December 3, 2015 through January 6, 2016 ADS Offering?
09/18/17	300	16.89	5073.75	✓		
09/18/17	300	16.87	5067.78	✓		
09/18/17	300	16.94	5088.45	✓		
09/18/17	400	17.67	7074.95	✓		
09/18/17	400	17.13	6855.96	✓		

C. List all sales, including free deliveries, of Teva ADS from February 6, 2014, through February 16, 2022, inclusive (must be documented):

Date of Sale (List Chronologically) (Month/Day/Year	Number of ADS Sold	Sale Price per ADS	Total Sale Price (excluding taxes, commissions, and fees)	Confirm Proof of Sale Enclosed
09/18/17	5000	17.20	85993.06	✓
09/18/17	5000	17.15	85759.06	✓
09/18/17	5500	17.25	94900.30	✓
09/18/17	6000	17.35	104092.64	✓
09/18/17	6000	17.30	103792.65	✓

[redacted]

E*TRADE

E*TRADE Securities
Investment Account

[redacted]

Statement Period : September 1, 2017 - September 30, 2017

[redacted]

[redacted]

E*TRADE

E*TRADE Securities
Investment Account

[redacted]

Statement Period : September 1, 2017 - September 30, 2017

[redacted]

ACCOUNT HOLDINGS

CASH & CASH EQUIVALENTS (0.00% of Holdings)

DESCRIPTION	PORTFOLIO %	AMOUNT
TOTAL CASH & CASH EQUIVALENTS YTD INTEREST (CREDIT INTEREST ONLY)		$0.42

STOCKS, OPTIONS & EXCHANGE-TRADED FUNDS (16.90% of Holdings)

DESCRIPTION	SYMBOL/ CUSIP	ACCT TYPE	QUANTITY	PRICE	TOTAL MKT VALUE	PORTFOLIO (%)	EST. ANNUAL INCOME	EST. ANNUAL YIELD (%)
[redacted]								
***TEVA PHARMACEUTICAL INDUSTRIES LIMITED ADR	TEVA	Margin	1,200	17.6000	21,120.00	16.90	1,127.00	5.34%
TOTAL STOCKS, OPTIONS & ETF					$21,120.00	16.90%	$1,127.00	5.34%

SECURITIES SOLD SHORT (83.10% of Holdings)

DESCRIPTION	SYMBOL/ CUSIP	ACCT TYPE	QUANTITY	PRICE	TOTAL MKT VALUE	PORTFOLIO (%)	EST. ANNUAL INCOME	EST. ANNUAL YIELD (%)
***TEVA PHARMACEUTICAL INDUSTRIES LIMITED ADR	TEVA	Margin	5,900	17.6000	-103,840.00	83.10	-5,540.00	5.34%
TOTAL SECURITIES SOLD SHORT					$-103,840.00	83.10%	$-5,540.00	5.34%
TOTAL PRICED PORTFOLIO HOLDINGS (ON 09/30/17)					$23,256.60			
TOTAL ESTIMATED ACCOUNT HOLDINGS ANNUAL INCOME					$-4,413.00			

TRANSACTION HISTORY

SECURITIES PURCHASED OR SOLD

TRADE DATE	SETTLEMENT DATE	DESCRIPTION	SYMBOL/ CUSIP	TRANSACTION TYPE	QUANTITY	PRICE	AMOUNT PURCHASED	AMOUNT SOLD
[redacted]								

E*TRADE

E*TRADE Securities
Investment Account

[redacted]

Statement Period : September 1, 2017 - September 30, 2017

Account Type: JOINT

SECURITIES PURCHASED OR SOLD (Continued)

TRADE DATE	SETTLEMENT DATE	DESCRIPTION	SYMBOL/ CUSIP	TRANSACTION TYPE	QUANTITY	PRICE	AMOUNT PURCHASED	AMOUNT SOLD
[redacted]								
09/11/17 13:52	09/13/17	***TEVA PHARMACEUTICAL INDUSTRIES LIMITED ADR	TEVA	Bought	300	18.5306	5,559.18	
09/11/17 14:19	09/13/17	***TEVA PHARMACEUTICAL INDUSTRIES LIMITED ADR	TEVA	Bought	300	18.5638	5,574.09	
09/11/17 13:52	09/13/17	***TEVA PHARMACEUTICAL INDUSTRIES LIMITED ADR	TEVA	Bought	700	18.5300	12,975.95	
09/11/17 14:19	09/13/17	***TEVA PHARMACEUTICAL INDUSTRIES LIMITED ADR	TEVA	Bought	700	18.5664	12,996.48	
09/11/17 14:00	09/13/17	***TEVA PHARMACEUTICAL INDUSTRIES LIMITED ADR	TEVA	Bought	1,000	18.4357	10,440.00	
09/11/17 14:57	09/13/17	***TEVA PHARMACEUTICAL INDUSTRIES LIMITED ADR	TEVA	Sold	-100	18.5410		1,849.10
09/11/17 13:59	09/13/17	***TEVA PHARMACEUTICAL INDUSTRIES LIMITED ADR	TEVA	Sold	-196	18.4150		3,604.30
09/11/17 14:57	09/13/17	***TEVA PHARMACEUTICAL INDUSTRIES LIMITED ADR	TEVA	Sold	-400	18.5490		7,419.42
09/11/17 13:59	09/13/17	***TEVA PHARMACEUTICAL INDUSTRIES LIMITED ADR	TEVA	Sold	-804	18.4100		14,801.29
09/11/17 14:57	09/13/17	***TEVA PHARMACEUTICAL INDUSTRIES LIMITED ADR	TEVA	Sold	-1,500	18.5401		27,809.50
[redacted]								

E*TRADE

E*TRADE Securities
Investment Account

[redacted]

Statement Period : September 1, 2017 - September 30, 2017

Account Type: JOINT

SECURITIES PURCHASED OR SOLD (Continued)

TRADE DATE	SETTLEMENT DATE	DESCRIPTION	SYMBOL/ CUSIP	TRANSACTION TYPE	QUANTITY	PRICE	AMOUNT PURCHASED	AMOUNT SOLD
[redacted]								
09/15/17 12:16	09/19/17	***TEVA PHARMACEUTICAL INDUSTRIES LIMITED ADR	TEVA	Bought	200	17.9060	3,586.15	
09/15/17 12:16	09/19/17	***TEVA PHARMACEUTICAL INDUSTRIES LIMITED ADR	TEVA	Bought	800	17.9064	14,325.12	
09/15/17 11:08	09/19/17	***TEVA PHARMACEUTICAL INDUSTRIES LIMITED ADR	TEVA	Bought	1,000	18.1464	18,151.35	
09/15/17 11:32	09/19/17	***TEVA PHARMACEUTICAL INDUSTRIES LIMITED ADR	TEVA	Bought	1,000	17.9762	17,981.15	
09/15/17 14:32	09/19/17	***TEVA PHARMACEUTICAL INDUSTRIES LIMITED ADR	TEVA	Bought	1,000	17.9700	17,974.95	

E*TRADE

E*TRADE Securities
Investment Account

[redacted]

Statement Period : September 1, 2017 - September 30, 2017

Account Type: JOINT

SECURITIES PURCHASED OR SOLD (Continued)

TRADE DATE	SETTLEMENT DATE	DESCRIPTION	SYMBOL/ CUSIP	TRANSACTION TYPE	QUANTITY	PRICE	AMOUNT PURCHASED	AMOUNT SOLD
09/15/17 11:22	09/19/17	***TEVA PHARMACEUTICAL INDUSTRIES LIMITED ADR	TEVA	Sold	-200	18.0450		3,603.96
09/15/17 11:22	09/19/17	***TEVA PHARMACEUTICAL INDUSTRIES LIMITED ADR	TEVA	Sold	-800	18.0400		14,431.66
09/15/17 15:57	09/19/17	***TEVA PHARMACEUTICAL INDUSTRIES LIMITED ADR	TEVA	Sold	-3,000	18.0910		54,266.79
09/18/17 13:00	09/20/17	***TEVA PHARMACEUTICAL INDUSTRIES LIMITED ADR	TEVA	Bought	111	17.3000	1,920.30	
09/18/17 14:02	09/20/17	***TEVA PHARMACEUTICAL INDUSTRIES LIMITED ADR	TEVA	Bought	200	16.9450	3,393.95	
09/18/17 14:24	09/20/17	***TEVA PHARMACEUTICAL INDUSTRIES LIMITED ADR	TEVA	Bought	200	16.9163	3,388.21	
09/18/17 14:37	09/20/17	***TEVA PHARMACEUTICAL INDUSTRIES LIMITED ADR	TEVA	Bought	200	16.9750	3,399.95	
09/18/17 14:07	09/20/17	***TEVA PHARMACEUTICAL INDUSTRIES LIMITED ADR	TEVA	Bought	300	16.9360	5,085.75	
09/18/17 14:24	09/20/17	***TEVA PHARMACEUTICAL INDUSTRIES LIMITED ADR	TEVA	Bought	300	16.8960	5,073.75	
09/18/17 14:25	09/20/17	***TEVA PHARMACEUTICAL INDUSTRIES LIMITED ADR	TEVA	Bought	300	16.8761	5,067.78	
09/18/17 14:33	09/20/17	***TEVA PHARMACEUTICAL INDUSTRIES LIMITED ADR	TEVA	Bought	300	16.9150	5,088.45	
09/18/17 10:48	09/20/17	***TEVA PHARMACEUTICAL INDUSTRIES LIMITED ADR	TEVA	Bought	400	17.6750	7,074.95	
09/18/17 13:20	09/20/17	***TEVA PHARMACEUTICAL INDUSTRIES LIMITED ADR	TEVA	Bought	400	17.1399	6,855.96	
09/18/17 13:00	09/20/17	***TEVA PHARMACEUTICAL INDUSTRIES LIMITED ADR	TEVA	Bought	493	17.2900	8,523.97	
09/18/17 13:17	09/20/17	***TEVA PHARMACEUTICAL INDUSTRIES LIMITED ADR	TEVA	Bought	800	17.2399	13,796.87	
09/18/17 09:04	09/20/17	***TEVA PHARMACEUTICAL INDUSTRIES LIMITED ADR	TEVA	Bought	1,000	18.2300	18,239.95	
09/18/17 09:31	09/20/17	***TEVA PHARMACEUTICAL INDUSTRIES LIMITED ADR	TEVA	Bought	1,000	18.1123	18,117.25	
09/18/17 09:50	09/20/17	***TEVA PHARMACEUTICAL INDUSTRIES LIMITED ADR	TEVA	Bought	1,000	17.9462	17,951.15	
09/18/17 09:57	09/20/17	***TEVA PHARMACEUTICAL INDUSTRIES LIMITED ADR	TEVA	Bought	1,000	17.8099	17,814.85	
09/18/17 10:48	09/20/17	***TEVA PHARMACEUTICAL INDUSTRIES LIMITED ADR	TEVA	Bought	1,000	17.6790	17,679.00	
09/18/17 13:00	09/20/17	***TEVA PHARMACEUTICAL INDUSTRIES LIMITED ADR	TEVA	Bought	1,966	17.2892	33,995.52	

E*TRADE

E*TRADE Securities
Investment Account

[redacted]

Statement Period : September 1, 2017 - September 30, 2017

Account Type: JOINT

SECURITIES PURCHASED OR SOLD (Continued)

TRADE DATE	SETTLEMENT DATE	DESCRIPTION	SYMBOL/ CUSIP	TRANSACTION TYPE	QUANTITY	PRICE	AMOUNT PURCHASED	AMOUNT SOLD
09/18/17 09:38	09/20/17	***TEVA PHARMACEUTICAL INDUSTRIES LIMITED ADR	TEVA	Bought	2,000	17.9579	35,920.75	
09/18/17 13:00	09/20/17	***TEVA PHARMACEUTICAL INDUSTRIES LIMITED ADR	TEVA	Bought	2,430	17.2899	42,014.46	
09/18/17 10:48	09/20/17	***TEVA PHARMACEUTICAL INDUSTRIES LIMITED ADR	TEVA	Bought	3,600	17.6799	63,647.64	
09/18/17 14:01	09/20/17	***TEVA PHARMACEUTICAL INDUSTRIES LIMITED ADR	TEVA	Bought	3,800	16.9742	64,506.91	
09/18/17 13:20	09/20/17	***TEVA PHARMACEUTICAL INDUSTRIES LIMITED ADR	TEVA	Bought	4,100	17.1350	70,258.45	
09/18/17 13:17	09/20/17	***TEVA PHARMACEUTICAL INDUSTRIES LIMITED ADR	TEVA	Bought	4,200	17.2400	72,408.00	
09/18/17 12:52	09/20/17	***TEVA PHARMACEUTICAL INDUSTRIES LIMITED ADR	TEVA	Bought	5,500	17.3269	95,302.90	
09/18/17 10:57	09/20/17	***TEVA PHARMACEUTICAL INDUSTRIES LIMITED ADR	TEVA	Bought	6,000	17.5590	105,358.95	
09/18/17 12:40	09/20/17	***TEVA PHARMACEUTICAL INDUSTRIES LIMITED ADR	TEVA	Bought	6,000	17.3793	104,280.75	
09/18/17 09:36	09/20/17	***TEVA PHARMACEUTICAL INDUSTRIES LIMITED ADR	TEVA	Sold	-100	17.9050		1,785.50
09/18/17 10:57	09/20/17	***TEVA PHARMACEUTICAL INDUSTRIES LIMITED ADR	TEVA	Sold	-100	17.5550		1,750.50
09/18/17 10:41	09/20/17	***TEVA PHARMACEUTICAL INDUSTRIES LIMITED ADR	TEVA	Sold	-300	17.6550		5,291.42
09/18/17 09:36	09/20/17	***TEVA PHARMACEUTICAL INDUSTRIES LIMITED ADR	TEVA	Sold	-1,900	17.9000		34,009.21
09/18/17 10:41	09/20/17	***TEVA PHARMACEUTICAL INDUSTRIES LIMITED ADR	TEVA	Sold	-3,700	17.6500		65,303.49
09/18/17 14:00	09/20/17	***TEVA PHARMACEUTICAL INDUSTRIES LIMITED ADR	TEVA	Sold	-4,500	16.9900		76,448.28
09/18/17 10:57	09/20/17	***TEVA PHARMACEUTICAL INDUSTRIES LIMITED ADR	TEVA	Sold	-4,900	17.5500		85,993.01
09/18/17 13:16	09/20/17	***TEVA PHARMACEUTICAL INDUSTRIES LIMITED ADR	TEVA	Sold	-5,000	17.2000		85,993.06
09/18/17 13:19	09/20/17	***TEVA PHARMACEUTICAL INDUSTRIES LIMITED ADR	TEVA	Sold	-5,000	17.1532		85,759.06
09/18/17 12:59	09/20/17	***TEVA PHARMACEUTICAL INDUSTRIES LIMITED ADR	TEVA	Sold	-5,500	17.2559		94,900.30
09/18/17 12:40	09/20/17	***TEVA PHARMACEUTICAL INDUSTRIES LIMITED ADR	TEVA	Sold	-6,000	17.3500		104,092.64
09/18/17 12:51	09/20/17	***TEVA PHARMACEUTICAL INDUSTRIES LIMITED ADR	TEVA	Sold	-6,000	17.3000		103,792.65

E*TRADE

E*TRADE Securities
Investment Account

[redacted]

Statement Period : September 1, 2017 - September 30, 2017

Account Type: JOINT

SECURITIES PURCHASED OR SOLD (Continued)

TRADE DATE	SETTLEMENT DATE	DESCRIPTION	SYMBOL/ CUSIP	TRANSACTION TYPE	QUANTITY	PRICE	AMOUNT PURCHASED	AMOUNT SOLD
09/18/17 15:25	09/20/17	***TEVA PHARMACEUTICAL INDUSTRIES LIMITED ADR SHORT.	TEVA	Sold	-400	16.9850		6,788.89
09/18/17 15:23	09/20/17	***TEVA PHARMACEUTICAL INDUSTRIES LIMITED ADR SHORT.	TEVA	Sold	-1,000	16.9450		16,939.65
09/18/17 15:23	09/20/17	***TEVA PHARMACEUTICAL INDUSTRIES LIMITED ADR SHORT.	TEVA	Sold	-4,000	16.9400		67,753.48
09/19/17 15:31	09/21/17	***TEVA PHARMACEUTICAL INDUSTRIES LIMITED ADR	TEVA	Sold	-4,300	17.1510		73,742.64
09/19/17 10:26	09/21/17	***TEVA PHARMACEUTICAL INDUSTRIES LIMITED ADR SHORT.	TEVA	Sold	-100	17.2900		1,724.01
09/19/17 09:50	09/21/17	***TEVA PHARMACEUTICAL INDUSTRIES LIMITED ADR SHORT.	TEVA	Sold	-400	17.2000		6,874.89
09/21/17 09:42	09/25/17	***TEVA PHARMACEUTICAL INDUSTRIES LIMITED ADR	TEVA	Sold	-100	17.0100		1,606.30
TOTAL SECURITIES ACTIVITY							**$1,618,031.12**	**$1,787,966.11**

DIVIDENDS & INTEREST ACTIVITY

DATE	TRANSACTION TYPE	DESCRIPTION	SYMBOL/ CUSIP	AMOUNT DEBITED	AMOUNT CREDITED

[redacted]

E*TRADE

E*TRADE Securities
Investment Account

[redacted]

Statement Period : September 1, 2017 - September 30, 2017

Account Type: JOINT

[redacted]

E*TRADE

E*TRADE Platinum
Investment Account

[redacted]

Statement Period : October 1, 2017 - October 31, 2017

Account Type: JOINT

[redacted]

E*TRADE

E*TRADE Platinum
Investment Account

[redacted]

Statement Period : October 1, 2017 - October 31, 2017

Account Type: JOINT

ACCOUNT HOLDINGS

CASH & CASH EQUIVALENTS (0.00% of Holdings)

DESCRIPTION	PORTFOLIO %	AMOUNT
TOTAL CASH & CASH EQUIVALENTS YTD INTEREST (CREDIT INTEREST ONLY)		$0.50

STOCKS, OPTIONS & EXCHANGE-TRADED FUNDS (0.00% of Holdings)

DESCRIPTION	SYMBOL/ CUSIP	ACCT TYPE	QUANTITY	PRICE	TOTAL MKT VALUE	PORTFOLIO (%)	EST. ANNUAL INCOME	EST. ANNUAL YIELD (%)
***TEVA PHARMACEUTICAL INDUSTRIES LIMITED ADR	TEVA	Margin		13.8000	0.00	0.00		

SECURITIES SOLD SHORT (100.00% of Holdings)

DESCRIPTION	SYMBOL/ CUSIP	ACCT TYPE	QUANTITY	PRICE	TOTAL MKT VALUE	PORTFOLIO (%)	EST. ANNUAL INCOME	EST. ANNUAL YIELD (%)
***TEVA PHARMACEUTICAL INDUSTRIES LIMITED ADR	TEVA	Margin	6,100	13.8000	-84,180.00	100.00	-5,728.00	6.80%
TOTAL SECURITIES SOLD SHORT					$-84,180.00	100.00%	$-5,728.00	6.80%
TOTAL PRICED PORTFOLIO HOLDINGS (ON 10/31/17)					$29,808.05			
TOTAL ESTIMATED ACCOUNT HOLDINGS ANNUAL INCOME					$-5,728.00			

TRANSACTION HISTORY

SECURITIES PURCHASED OR SOLD

TRADE DATE	SETTLEMENT DATE	DESCRIPTION	SYMBOL/ CUSIP	TRANSACTION TYPE	QUANTITY	PRICE	AMOUNT PURCHASED	AMOUNT SOLD
10/03/17 15:43	10/05/17	***TEVA PHARMACEUTICAL INDUSTRIES LIMITED ADR COVER SHORT.	TEVA	Bought	100	18.7360	1,878.55	
10/03/17 15:56	10/05/17	***TEVA PHARMACEUTICAL INDUSTRIES LIMITED ADR COVER SHORT.	TEVA	Bought	100	18.7860	1,883.55	
10/03/17 15:57	10/05/17	***TEVA PHARMACEUTICAL INDUSTRIES LIMITED ADR COVER SHORT.	TEVA	Bought	100	18.7860	1,883.55	
10/03/17 16:52	10/05/17	***TEVA PHARMACEUTICAL INDUSTRIES LIMITED ADR COVER SHORT.	TEVA	Bought	1,500	18.8200	28,267.45	

E*TRADE

E*TRADE Platinum
Investment Account

[redacted]

Statement Period : October 1, 2017 - October 31, 2017

Account Type: JOINT

SECURITIES PURCHASED OR SOLD (Continued)

TRADE DATE	SETTLEMENT DATE	DESCRIPTION	SYMBOL/ CUSIP	TRANSACTION TYPE	QUANTITY	PRICE	AMOUNT PURCHASED	AMOUNT SOLD
10/04/17 09:36	10/06/17	***TEVA PHARMACEUTICAL INDUSTRIES LIMITED ADR SHORT.	TEVA	Sold	-44	16.5600		728.62
10/04/17 09:30	10/06/17	***TEVA PHARMACEUTICAL INDUSTRIES LIMITED ADR SHORT.	TEVA	Sold	-100	16.3700		1,632.01
10/04/17 11:12	10/06/17	***TEVA PHARMACEUTICAL INDUSTRIES LIMITED ADR SHORT.	TEVA	Sold	-100	16.0750		1,602.51
10/04/17 11:13	10/06/17	***TEVA PHARMACEUTICAL INDUSTRIES LIMITED ADR SHORT.	TEVA	Sold	-200	16.0701		3,208.99
10/04/17 09:31	10/06/17	***TEVA PHARMACEUTICAL INDUSTRIES LIMITED ADR SHORT.	TEVA	Sold	-300	16.4001		4,914.96
10/04/17 09:37	10/06/17	***TEVA PHARMACEUTICAL INDUSTRIES LIMITED ADR SHORT.	TEVA	Sold	-300	16.4001		4,914.96
10/04/17 09:36	10/06/17	***TEVA PHARMACEUTICAL INDUSTRIES LIMITED ADR SHORT.	TEVA	Sold	-456	16.5670		7,549.42
10/04/17 09:34	10/06/17	***TEVA PHARMACEUTICAL INDUSTRIES LIMITED ADR SHORT.	TEVA	Sold	-500	16.6701		8,329.90
10/05/17 15:50	10/10/17	***TEVA PHARMACEUTICAL INDUSTRIES LIMITED ADR COVER SHORT.	TEVA	Bought	200	15.6760	3,140.15	
10/13/17 09:30	10/17/17	***TEVA PHARMACEUTICAL INDUSTRIES LIMITED ADR	TEVA	Sold	-100	15.2011		1,515.12
10/13/17 09:36	10/17/17	***TEVA PHARMACEUTICAL INDUSTRIES LIMITED ADR	TEVA	Sold	-100	15.0040		1,495.41
10/13/17 09:30	10/17/17	***TEVA PHARMACEUTICAL INDUSTRIES LIMITED ADR	TEVA	Sold	-200	15.0900		3,012.98
10/13/17 09:32	10/17/17	***TEVA PHARMACEUTICAL INDUSTRIES LIMITED ADR	TEVA	Sold	-200	15.0540		3,005.78
10/16/17 11:47	10/18/17	***TEVA PHARMACEUTICAL INDUSTRIES LIMITED ADR	TEVA	Sold	-100	14.7639		1,471.40
10/16/17 10:08	10/18/17	***TEVA PHARMACEUTICAL INDUSTRIES LIMITED ADR	TEVA	Sold	-200	14.8526		2,965.50
10/17/17 11:41	10/19/17	***TEVA PHARMACEUTICAL INDUSTRIES LIMITED ADR	TEVA	Sold	-100	14.6800		1,463.01
10/19/17 09:39	10/23/17	***TEVA PHARMACEUTICAL INDUSTRIES LIMITED ADR	TEVA	Sold	-100	14.6540		1,460.41

E*TRADE

E*TRADE Platinum
Investment Account

[redacted]

Statement Period : October 1, 2017 - October 31, 2017

Account Type: JOINT

SECURITIES PURCHASED OR SOLD (Continued)

TRADE DATE	SETTLEMENT DATE	DESCRIPTION	SYMBOL/ CUSIP	TRANSACTION TYPE	QUANTITY	PRICE	AMOUNT PURCHASED	AMOUNT SOLD
10/23/17 15:46	10/25/17	***TEVA PHARMACEUTICAL INDUSTRIES LIMITED ADR COVER SHORT.	TEVA	Bought	50	14.5874	734.32	
10/24/17 12:36	10/26/17	***TEVA PHARMACEUTICAL INDUSTRIES LIMITED ADR	TEVA	Sold	-100	14.3950		1,434.51
10/25/17 09:34	10/27/17	***TEVA PHARMACEUTICAL INDUSTRIES LIMITED ADR SHORT.	TEVA	Sold	-100	14.1600		1,411.01
10/25/17 09:48	10/27/17	***TEVA PHARMACEUTICAL INDUSTRIES LIMITED ADR SHORT.	TEVA	Sold	-150	14.0850		2,107.75
TOTAL SECURITIES ACTIVITY							$37,787.57	$54,224.25

[redacted]

E*TRADE

E*TRADE Platinum
Investment Account

[redacted]

Statement Period : October 1, 2017 - October 31, 2017

Account Type: JOINT

[redacted]

E*TRADE

E*TRADE Platinum
Investment Account

[redacted]

Statement Period : November 1, 2017 - November 30, 2017

Account Type: JOINT

[redacted]

E*TRADE

E*TRADE Platinum
Investment Account

[redacted]

Statement Period : November 1, 2017 - November 30, 2017

Account Type: JOINT

ACCOUNT HOLDINGS

CASH & CASH EQUIVALENTS (0.00% of Holdings)

DESCRIPTION	PORTFOLIO %	AMOUNT
TOTAL CASH & CASH EQUIVALENTS YTD INTEREST (CREDIT INTEREST ONLY)		$0.82

SECURITIES SOLD SHORT (100.00% of Holdings)

DESCRIPTION	SYMBOL/ CUSIP	ACCT TYPE	QUANTITY	PRICE	TOTAL MKT VALUE	PORTFOLIO (%)	EST. ANNUAL INCOME	EST. ANNUAL YIELD (%)
***TEVA PHARMACEUTICAL INDUSTRIES LIMITED ADR	TEVA	Margin	6,000	14.8200	-88,920.00	100.00	-4,332.00	4.87%
TOTAL SECURITIES SOLD SHORT					$-88,920.00	100.00%	$-4,332.00	4.87%
TOTAL PRICED PORTFOLIO HOLDINGS (ON 11/30/17)					$39,032.12			
TOTAL ESTIMATED ACCOUNT HOLDINGS ANNUAL INCOME					$-4,332.00			

TRANSACTION HISTORY

SECURITIES PURCHASED OR SOLD

TRADE DATE	SETTLEMENT DATE	DESCRIPTION	SYMBOL/ CUSIP	TRANSACTION TYPE	QUANTITY	PRICE	AMOUNT PURCHASED	AMOUNT SOLD
11/02/17 10:17	11/06/17	***TEVA PHARMACEUTICAL INDUSTRIES LIMITED ADR COVER SHORT.	TEVA	Bought	6,100	11.1350	67,928.45	
11/03/17 15:43	11/07/17	***TEVA PHARMACEUTICAL INDUSTRIES LIMITED ADR COVER SHORT.	TEVA	Bought	200	11.4399	2,292.93	
11/03/17 15:43	11/07/17	***TEVA PHARMACEUTICAL INDUSTRIES LIMITED ADR COVER SHORT.	TEVA	Bought	2,800	11.4395	32,030.60	
11/03/17 15:33	11/07/17	***TEVA PHARMACEUTICAL INDUSTRIES LIMITED ADR COVER SHORT.	TEVA	Bought	3,000	11.4299	34,294.65	
11/03/17 13:11	11/07/17	***TEVA PHARMACEUTICAL INDUSTRIES LIMITED ADR COVER SHORT.	TEVA	Bought	3,000	11.2799	33,844.65	
11/03/17 09:46	11/07/17	***TEVA PHARMACEUTICAL INDUSTRIES LIMITED ADR SHORT.	TEVA	Sold	-300	11.3600		3,407.92

E*TRADE

E*TRADE Platinum
Investment Account

[redacted]

Statement Period : November 1, 2017 - November 30, 2017

Account Type: JOINT

SECURITIES PURCHASED OR SOLD (Continued)

TRADE DATE	SETTLEMENT DATE	DESCRIPTION	SYMBOL/ CUSIP	TRANSACTION TYPE	QUANTITY	PRICE	AMOUNT PURCHASED	AMOUNT SOLD
11/03/17 09:46	11/07/17	***TEVA PHARMACEUTICAL INDUSTRIES LIMITED ADR SHORT.	TEVA	Sold	-900	11.3700		10,227.81
11/03/17 09:33	11/07/17	***TEVA PHARMACEUTICAL INDUSTRIES LIMITED ADR SHORT.	TEVA	Sold	-1,000	11.0101		11,004.89
11/03/17 09:36	11/07/17	***TEVA PHARMACEUTICAL INDUSTRIES LIMITED ADR SHORT.	TEVA	Sold	-1,000	11.1010		11,095.79
11/03/17 09:37	11/07/17	***TEVA PHARMACEUTICAL INDUSTRIES LIMITED ADR SHORT.	TEVA	Sold	-1,000	11.2301		11,224.89
11/03/17 09:46	11/07/17	***TEVA PHARMACEUTICAL INDUSTRIES LIMITED ADR SHORT.	TEVA	Sold	-1,800	11.3578		20,443.56
11/03/17 13:57	11/07/17	***TEVA PHARMACEUTICAL INDUSTRIES LIMITED ADR SHORT.	TEVA	Sold	-3,000	11.5701		34,704.54
11/06/17 09:33	11/08/17	***TEVA PHARMACEUTICAL INDUSTRIES LIMITED ADR	TEVA	Bought	1,000	12.0150	12,019.95	
11/06/17 10:16	11/08/17	***TEVA PHARMACEUTICAL INDUSTRIES LIMITED ADR	TEVA	Bought	1,000	12.2750	12,279.95	
11/06/17 09:35	11/08/17	***TEVA PHARMACEUTICAL INDUSTRIES LIMITED ADR	TEVA	Sold	-1,000	12.1038		12,098.57
11/06/17 10:46	11/08/17	***TEVA PHARMACEUTICAL INDUSTRIES LIMITED ADR	TEVA	Sold	-1,000	12.2000		12,194.76
11/06/17 10:04	11/08/17	***TEVA PHARMACEUTICAL INDUSTRIES LIMITED ADR COVER SHORT.	TEVA	Bought	100	12.1250	1,217.45	
11/06/17 10:51	11/08/17	***TEVA PHARMACEUTICAL INDUSTRIES LIMITED ADR COVER SHORT.	TEVA	Bought	100	12.2950	1,234.45	
11/06/17 10:16	11/08/17	***TEVA PHARMACEUTICAL INDUSTRIES LIMITED ADR COVER SHORT.	TEVA	Bought	200	12.2150	2,447.95	
11/06/17 15:21	11/08/17	***TEVA PHARMACEUTICAL INDUSTRIES LIMITED ADR COVER SHORT.	TEVA	Bought	400	12.5050	5,006.95	
11/06/17 10:16	11/08/17	***TEVA PHARMACEUTICAL INDUSTRIES LIMITED ADR COVER SHORT.	TEVA	Bought	800	12.2200	9,776.00	

E*TRADE

E*TRADE Platinum
Investment Account

[redacted]

Statement Period : November 1, 2017 - November 30, 2017

Account Type: JOINT

SECURITIES PURCHASED OR SOLD (Continued)

TRADE DATE	SETTLEMENT DATE	DESCRIPTION	SYMBOL/ CUSIP	TRANSACTION TYPE	QUANTITY	PRICE	AMOUNT PURCHASED	AMOUNT SOLD
11/06/17 10:04	11/08/17	***TEVA PHARMACEUTICAL INDUSTRIES LIMITED ADR COVER SHORT.	TEVA	Bought	900	12.1300	10,917.00	
11/06/17 10:51	11/08/17	***TEVA PHARMACEUTICAL INDUSTRIES LIMITED ADR COVER SHORT.	TEVA	Bought	900	12.3000	11,070.00	
11/06/17 15:21	11/08/17	***TEVA PHARMACEUTICAL INDUSTRIES LIMITED ADR COVER SHORT.	TEVA	Bought	2,600	12.5100	32,526.00	
11/06/17 13:48	11/08/17	***TEVA PHARMACEUTICAL INDUSTRIES LIMITED ADR COVER SHORT.	TEVA	Bought	3,000	12.4200	37,264.95	
11/06/17 10:04	11/08/17	***TEVA PHARMACEUTICAL INDUSTRIES LIMITED ADR SHORT.	TEVA	Sold	-200	12.1450		2,423.99
11/06/17 10:04	11/08/17	***TEVA PHARMACEUTICAL INDUSTRIES LIMITED ADR SHORT.	TEVA	Sold	-800	12.1400		9,711.77
11/06/17 09:45	11/08/17	***TEVA PHARMACEUTICAL INDUSTRIES LIMITED ADR SHORT.	TEVA	Sold	-1,000	11.8700		11,864.77
11/06/17 10:47	11/08/17	***TEVA PHARMACEUTICAL INDUSTRIES LIMITED ADR SHORT.	TEVA	Sold	-1,000	12.1600		12,154.76
11/06/17 11:11	11/08/17	***TEVA PHARMACEUTICAL INDUSTRIES LIMITED ADR SHORT.	TEVA	Sold	-1,000	12.3510		12,345.76
11/06/17 11:23	11/08/17	***TEVA PHARMACEUTICAL INDUSTRIES LIMITED ADR SHORT.	TEVA	Sold	-1,000	12.2300		12,224.76
11/06/17 11:28	11/08/17	***TEVA PHARMACEUTICAL INDUSTRIES LIMITED ADR SHORT.	TEVA	Sold	-1,000	12.1200		12,114.77
11/06/17 13:48	11/08/17	***TEVA PHARMACEUTICAL INDUSTRIES LIMITED ADR SHORT.	TEVA	Sold	-1,400	12.4150		17,375.64
11/06/17 13:48	11/08/17	***TEVA PHARMACEUTICAL INDUSTRIES LIMITED ADR SHORT.	TEVA	Sold	-1,600	12.4100		19,855.54
11/06/17 15:23	11/08/17	***TEVA PHARMACEUTICAL INDUSTRIES LIMITED ADR SHORT.	TEVA	Sold	-3,000	12.5000		37,494.18

E*TRADE

E*TRADE Platinum
Investment Account

[redacted]

Statement Period : November 1, 2017 - November 30, 2017

Account Type: JOINT

SECURITIES PURCHASED OR SOLD (Continued)

TRADE DATE	SETTLEMENT DATE	DESCRIPTION	SYMBOL/ CUSIP	TRANSACTION TYPE	QUANTITY	PRICE	AMOUNT PURCHASED	AMOUNT SOLD
11/07/17 10:40	11/09/17	***TEVA PHARMACEUTICAL INDUSTRIES LIMITED ADR COVER SHORT.	TEVA	Bought	500	11.7163	5,863.10	
11/07/17 10:39	11/09/17	***TEVA PHARMACEUTICAL INDUSTRIES LIMITED ADR SHORT.	TEVA	Sold	-500	11.7100		5,849.91
11/07/17 09:47	11/09/17	***TEVA PHARMACEUTICAL INDUSTRIES LIMITED ADR SHORT.	TEVA	Sold	-1,000	11.8900		11,884.77
11/07/17 10:01	11/09/17	***TEVA PHARMACEUTICAL INDUSTRIES LIMITED ADR SHORT.	TEVA	Sold	-1,000	11.9600		11,954.77
11/07/17 09:40	11/09/17	***TEVA PHARMACEUTICAL INDUSTRIES LIMITED ADR SHORT.	TEVA	Sold	-2,000	11.8300		23,654.50
11/15/17 10:36	11/17/17	***TEVA PHARMACEUTICAL INDUSTRIES LIMITED ADR COVER SHORT.	TEVA	Bought	200	12.0450	2,413.95	
11/15/17 10:17	11/17/17	***TEVA PHARMACEUTICAL INDUSTRIES LIMITED ADR COVER SHORT.	TEVA	Bought	342	11.8850	4,064.67	
11/15/17 10:17	11/17/17	***TEVA PHARMACEUTICAL INDUSTRIES LIMITED ADR COVER SHORT.	TEVA	Bought	1,100	11.8800	13,072.95	
11/15/17 10:36	11/17/17	***TEVA PHARMACEUTICAL INDUSTRIES LIMITED ADR COVER SHORT.	TEVA	Bought	4,800	12.0500	57,840.00	
11/15/17 10:57	11/17/17	***TEVA PHARMACEUTICAL INDUSTRIES LIMITED ADR COVER SHORT.	TEVA	Bought	5,000	12.3200	61,604.95	
11/15/17 10:17	11/17/17	***TEVA PHARMACEUTICAL INDUSTRIES LIMITED ADR COVER SHORT.	TEVA	Bought	5,558	11.8900	66,084.62	
11/15/17 10:18	11/17/17	***TEVA PHARMACEUTICAL INDUSTRIES LIMITED ADR SHORT.	TEVA	Sold	-5,000	11.8500		59,243.08
11/15/17 10:37	11/17/17	***TEVA PHARMACEUTICAL INDUSTRIES LIMITED ADR SHORT.	TEVA	Sold	-5,000	12.0100		60,043.06
11/17/17 10:04	11/21/17	***TEVA PHARMACEUTICAL INDUSTRIES LIMITED ADR COVER SHORT.	TEVA	Bought	100	13.6550	1,370.45	

E*TRADE

E*TRADE Platinum
Investment Account

[redacted]

Statement Period : November 1, 2017 - November 30, 2017

Account Type: JOINT

SECURITIES PURCHASED OR SOLD (Continued)

TRADE DATE	SETTLEMENT DATE	DESCRIPTION	SYMBOL/ CUSIP	TRANSACTION TYPE	QUANTITY	PRICE	AMOUNT PURCHASED	AMOUNT SOLD
11/17/17 11:55	11/21/17	***TEVA PHARMACEUTICAL INDUSTRIES LIMITED ADR COVER SHORT.	TEVA	Bought	300	13.7400	4,126.95	
11/17/17 11:55	11/21/17	***TEVA PHARMACEUTICAL INDUSTRIES LIMITED ADR COVER SHORT.	TEVA	Bought	700	13.7500	9,625.00	
11/17/17 10:04	11/21/17	***TEVA PHARMACEUTICAL INDUSTRIES LIMITED ADR COVER SHORT.	TEVA	Bought	900	13.6600	12,294.00	
11/17/17 09:55	11/21/17	***TEVA PHARMACEUTICAL INDUSTRIES LIMITED ADR COVER SHORT.	TEVA	Bought	1,000	13.2100	13,214.95	
11/17/17 14:16	11/21/17	***TEVA PHARMACEUTICAL INDUSTRIES LIMITED ADR COVER SHORT.	TEVA	Bought	1,000	13.8100	13,814.95	
11/17/17 09:37	11/21/17	***TEVA PHARMACEUTICAL INDUSTRIES LIMITED ADR SHORT.	TEVA	Sold	-1,000	12.9500		12,944.63
11/17/17 09:57	11/21/17	***TEVA PHARMACEUTICAL INDUSTRIES LIMITED ADR SHORT.	TEVA	Sold	-1,000	13.4100		13,404.62
11/17/17 10:05	11/21/17	***TEVA PHARMACEUTICAL INDUSTRIES LIMITED ADR SHORT.	TEVA	Sold	-1,000	13.6400		13,634.61
11/17/17 10:24	11/21/17	***TEVA PHARMACEUTICAL INDUSTRIES LIMITED ADR SHORT.	TEVA	Sold	-1,000	13.4000		13,394.62
11/17/17 12:04	11/21/17	***TEVA PHARMACEUTICAL INDUSTRIES LIMITED ADR SHORT.	TEVA	Sold	-1,000	13.7210		13,715.61
11/17/17 13:13	11/21/17	***TEVA PHARMACEUTICAL INDUSTRIES LIMITED ADR SHORT.	TEVA	Sold	-1,000	13.4900		13,484.61
11/17/17 14:16	11/21/17	***TEVA PHARMACEUTICAL INDUSTRIES LIMITED ADR SHORT.	TEVA	Sold	-1,000	13.8000		13,794.61
11/20/17 09:33	11/22/17	***TEVA PHARMACEUTICAL INDUSTRIES LIMITED ADR SHORT.	TEVA	Sold	-300	13.5750		4,067.41
11/20/17 09:33	11/22/17	***TEVA PHARMACEUTICAL INDUSTRIES LIMITED ADR SHORT.	TEVA	Sold	-700	13.5710		9,499.40

E*TRADE

E*TRADE Platinum
Investment Account

[redacted]

Statement Period : November 1, 2017 - November 30, 2017

Account Type: JOINT

SECURITIES PURCHASED OR SOLD (Continued)

TRADE DATE	SETTLEMENT DATE	DESCRIPTION	SYMBOL/ CUSIP	TRANSACTION TYPE	QUANTITY	PRICE	AMOUNT PURCHASED	AMOUNT SOLD
11/20/17 09:30	11/22/17	***TEVA PHARMACEUTICAL INDUSTRIES LIMITED ADR SHORT.	TEVA	Sold	-1,000	13.8000		13,794.61
11/20/17 09:31	11/22/17	***TEVA PHARMACEUTICAL INDUSTRIES LIMITED ADR SHORT.	TEVA	Sold	-1,000	13.6900		13,684.61
11/20/17 09:32	11/22/17	***TEVA PHARMACEUTICAL INDUSTRIES LIMITED ADR SHORT.	TEVA	Sold	-1,000	13.6300		13,624.61
11/21/17 10:38	11/24/17	***TEVA PHARMACEUTICAL INDUSTRIES LIMITED ADR COVER SHORT.	TEVA	Bought	1,000	13.1462	13,151.15	
11/22/17 10:01	11/27/17	***TEVA PHARMACEUTICAL INDUSTRIES LIMITED ADR COVER SHORT.	TEVA	Bought	1,000	13.6150	13,619.95	
11/22/17 09:59	11/27/17	***TEVA PHARMACEUTICAL INDUSTRIES LIMITED ADR SHORT.	TEVA	Sold	-1,000	13.6400		13,634.61
TOTAL SECURITIES ACTIVITY							$598,313.57	$609,277.32

UNSETTLED TRADES

TRADE DATE	SETTLEMENT DATE	DESCRIPTION	SYMBOL/ CUSIP	TRANSACTION TYPE	QUANTITY	PRICE	AMOUNT PURCHASED	AMOUNT SOLD
11/30/17		***TEVA PHARMACEUTICAL INDUSTRIES LIMITED ADR COVER SHORT.	TEVA	Bought	100	14.7960	1,484.55	

[redacted]

E*TRADE

E*TRADE Platinum
Investment Account

[redacted]

Statement Period : November 1, 2017 - November 30, 2017

Account Type: JOINT

WITHDRAWALS & DEPOSITS

DATE	TRANSACTION TYPE	DESCRIPTION	WITHDRAWALS	DEPOSITS
[redacted]				

E*TRADE

E*TRADE Platinum
Investment Account

[redacted]

Statement Period : December 1, 2017 - December 31, 2017

Account Type: JOINT

[redacted]

E*TRADE

E*TRADE Platinum
Investment Account

[redacted]

Statement Period : December 1, 2017 - December 31, 2017

Account Type: JOINT

ACCOUNT HOLDINGS

CASH & CASH EQUIVALENTS (0.00% of Holdings)

DESCRIPTION	PORTFOLIO %	AMOUNT
TOTAL CASH & CASH EQUIVALENTS YTD INTEREST (CREDIT INTEREST ONLY)		$1.09

SECURITIES SOLD SHORT (100.00% of Holdings)

DESCRIPTION	SYMBOL/ CUSIP	ACCT TYPE	QUANTITY	PRICE	TOTAL MKT VALUE	PORTFOLIO (%)	EST. ANNUAL INCOME	EST. ANNUAL YIELD (%)
***TEVA PHARMACEUTICAL INDUSTRIES LIMITED ADR	TEVA	Margin	4,000	18.9500	-75,800.00	100.00	2,888.00	3.81%
TOTAL SECURITIES SOLD SHORT					$-75,800.00	100.00%	$-2,888.00	3.81%
TOTAL PRICED PORTFOLIO HOLDINGS (ON 12/31/17)					$25,020.51			
TOTAL ESTIMATED ACCOUNT HOLDINGS ANNUAL INCOME					$-2,888.00			

TRANSACTION HISTORY

SECURITIES PURCHASED OR SOLD

TRADE DATE	SETTLEMENT DATE	DESCRIPTION	SYMBOL/ CUSIP	TRANSACTION TYPE	QUANTITY	PRICE	AMOUNT PURCHASED	AMOUNT SOLD
11/30/17 15:35	12/04/17	***TEVA PHARMACEUTICAL INDUSTRIES LIMITED ADR COVER SHORT.	TEVA	Bought	100	14.7960	1,484.55	
12/06/17 09:50	12/08/17	***TEVA PHARMACEUTICAL INDUSTRIES LIMITED ADR SHORT.	TEVA	Sold	-100	14.6700		1,462.00
12/13/17 15:58	12/15/17	***TEVA PHARMACEUTICAL INDUSTRIES LIMITED ADR COVER SHORT.	TEVA	Bought	30	15.7300	476.85	
12/13/17 15:52	12/15/17	***TEVA PHARMACEUTICAL INDUSTRIES LIMITED ADR COVER SHORT.	TEVA	Bought	100	15.7490	1,579.85	
12/13/17 15:53	12/15/17	***TEVA PHARMACEUTICAL INDUSTRIES LIMITED ADR COVER SHORT.	TEVA	Bought	100	15.7550	1,580.45	
12/13/17 15:55	12/15/17	***TEVA PHARMACEUTICAL INDUSTRIES LIMITED ADR COVER SHORT.	TEVA	Bought	100	15.7460	1,579.55	

E*TRADE

E*TRADE Platinum
Investment Account

[redacted] Statement Period : December 1, 2017 - December 31, 2017 Account Type: JOINT

SECURITIES PURCHASED OR SOLD (Continued)

TRADE DATE	SETTLEMENT DATE	DESCRIPTION	SYMBOL/ CUSIP	TRANSACTION TYPE	QUANTITY	PRICE	AMOUNT PURCHASED	AMOUNT SOLD
12/13/17 15:57	12/15/17	***TEVA PHARMACEUTICAL INDUSTRIES LIMITED ADR COVER SHORT.	TEVA	Bought	100	15.7360	1,578.55	
12/14/17 09:03	12/18/17	***TEVA PHARMACEUTICAL INDUSTRIES LIMITED ADR COVER SHORT.	TEVA	Bought	3,870	18.8600	73,018.15	
12/19/17 10:02	12/21/17	***TEVA PHARMACEUTICAL INDUSTRIES LIMITED ADR COVER SHORT.	TEVA	Bought	100	17.8650	1,791.45	
12/19/17 10:17	12/21/17	***TEVA PHARMACEUTICAL INDUSTRIES LIMITED ADR COVER SHORT.	TEVA	Bought	100	18.1550	1,820.45	
12/19/17 10:02	12/21/17	***TEVA PHARMACEUTICAL INDUSTRIES LIMITED ADR COVER SHORT.	TEVA	Bought	900	17.8700	16,083.00	
12/19/17 10:17	12/21/17	***TEVA PHARMACEUTICAL INDUSTRIES LIMITED ADR COVER SHORT.	TEVA	Bought	900	18.1600	16,344.00	
12/19/17 10:16	12/21/17	***TEVA PHARMACEUTICAL INDUSTRIES LIMITED ADR COVER SHORT.	TEVA	Bought	1,000	18.1200	18,124.95	
12/19/17 15:58	12/21/17	***TEVA PHARMACEUTICAL INDUSTRIES LIMITED ADR COVER SHORT.	TEVA	Bought	2,000	17.9281	35,861.15	
12/19/17 09:32	12/21/17	***TEVA PHARMACEUTICAL INDUSTRIES LIMITED ADR SHORT.	TEVA	Sold	-300	18.3500		5,499.88
12/19/17 09:39	12/21/17	***TEVA PHARMACEUTICAL INDUSTRIES LIMITED ADR SHORT.	TEVA	Sold	-1,000	18.0600		18,054.51
12/19/17 09:57	12/21/17	***TEVA PHARMACEUTICAL INDUSTRIES LIMITED ADR SHORT.	TEVA	Sold	-1,000	17.7600		17,754.51
12/19/17 10:03	12/21/17	***TEVA PHARMACEUTICAL INDUSTRIES LIMITED ADR SHORT.	TEVA	Sold	-1,000	18.0010		17,995.51
12/19/17 10:18	12/21/17	***TEVA PHARMACEUTICAL INDUSTRIES LIMITED ADR SHORT.	TEVA	Sold	-1,000	18.1500		18,144.51
12/19/17 11:09	12/21/17	***TEVA PHARMACEUTICAL INDUSTRIES LIMITED ADR SHORT.	TEVA	Sold	-1,000	17.9000		17,894.51

E*TRADE

E*TRADE Platinum
Investment Account

[redacted]

Statement Period : December 1, 2017 - December 31, 2017

Account Type: JOINT

SECURITIES PURCHASED OR SOLD (Continued)

TRADE DATE	SETTLEMENT DATE	DESCRIPTION	SYMBOL/ CUSIP	TRANSACTION TYPE	QUANTITY	PRICE	AMOUNT PURCHASED	AMOUNT SOLD
[redacted]								
12/20/17 15:32	12/22/17	***TEVA PHARMACEUTICAL INDUSTRIES LIMITED ADR COVER SHORT.	TEVA	Bought	3,000	17.4085	52,230.45	
12/20/17 10:02	12/22/17	***TEVA PHARMACEUTICAL INDUSTRIES LIMITED ADR SHORT.	TEVA	Sold	-1,000	17.6210		17,615.52
12/20/17 10:04	12/22/17	***TEVA PHARMACEUTICAL INDUSTRIES LIMITED ADR SHORT.	TEVA	Sold	-1,000	17.6900		17,684.52
12/20/17 12:02	12/22/17	***TEVA PHARMACEUTICAL INDUSTRIES LIMITED ADR SHORT.	TEVA	Sold	-1,000	17.4300		17,424.52
12/21/17 10:46	12/26/17	***TEVA PHARMACEUTICAL INDUSTRIES LIMITED ADR COVER SHORT.	TEVA	Bought	100	17.9100	1,795.95	
12/21/17 10:46	12/26/17	***TEVA PHARMACEUTICAL INDUSTRIES LIMITED ADR COVER SHORT.	TEVA	Bought	900	17.9200	16,128.00	
12/21/17 09:48	12/26/17	***TEVA PHARMACEUTICAL INDUSTRIES LIMITED ADR COVER SHORT.	TEVA	Bought	1,000	17.6500	17,654.95	
12/21/17 11:39	12/26/17	***TEVA PHARMACEUTICAL INDUSTRIES LIMITED ADR COVER SHORT.	TEVA	Bought	1,000	18.1500	18,154.95	
12/21/17 09:32	12/26/17	***TEVA PHARMACEUTICAL INDUSTRIES LIMITED ADR SHORT.	TEVA	Sold	-1,000	17.5000		17,494.52
12/21/17 09:49	12/26/17	***TEVA PHARMACEUTICAL INDUSTRIES LIMITED ADR SHORT.	TEVA	Sold	-1,000	17.7150		17,709.52
12/21/17 10:48	12/26/17	***TEVA PHARMACEUTICAL INDUSTRIES LIMITED ADR SHORT.	TEVA	Sold	-1,000	17.9100		17,904.51

E*TRADE

E*TRADE Platinum
Investment Account

[redacted]

Statement Period : December 1, 2017 - December 31, 2017

Account Type: JOINT

SECURITIES PURCHASED OR SOLD (Continued)

TRADE DATE	SETTLEMENT DATE	DESCRIPTION	SYMBOL/ CUSIP	TRANSACTION TYPE	QUANTITY	PRICE	AMOUNT PURCHASED	AMOUNT SOLD
12/21/17 11:58	12/26/17	***TEVA PHARMACEUTICAL INDUSTRIES LIMITED ADR SHORT.	TEVA	Sold	-2,000	18.1050		36,203.97
TOTAL SECURITIES ACTIVITY							$300,989.25	$262,926.50

DIVIDENDS & INTEREST ACTIVITY

DATE	TRANSACTION TYPE	DESCRIPTION	SYMBOL/ CUSIP	AMOUNT DEBITED	AMOUNT CREDITED
12/12/17	Dividend	***TEVA PHARMACEUTICAL INDUSTRIES LIMITED ADR DIV CHG 6000 SHS SHORT REC 11/28/17 PAY 12/12/17	TEVA	510.00	

[redacted]

E*TRADE

E*TRADE Platinum
Investment Account

[redacted]

Statement Period : December 1, 2017 - December 31, 2017

Account Type: JOINT

[redacted]

E*TRADE

E*TRADE Platinum
Investment Account

[redacted]

Statement Period : January 1, 2018 - January 31, 2018

Account Type: JOINT

[redacted]

E*TRADE

E*TRADE Platinum
Investment Account

[redacted]

Statement Period : January 1, 2018 - January 31, 2018

Account Type: JOINT

ACCOUNT HOLDINGS

CASH & CASH EQUIVALENTS (0.00% of Holdings)

DESCRIPTION	PORTFOLIO %	AMOUNT
TOTAL CASH & CASH EQUIVALENTS YTD INTEREST (CREDIT INTEREST ONLY)		$0.18

SECURITIES SOLD SHORT (100.00% of Holdings)

DESCRIPTION	SYMBOL/ CUSIP	ACCT TYPE	QUANTITY	PRICE	TOTAL MKT VALUE	PORTFOLIO (%)	EST. ANNUAL INCOME	EST. ANNUAL YIELD (%)
***TEVA PHARMACEUTICAL INDUSTRIES LIMITED ADR	TEVA	Margin	2,200	20.4100	-44,902.00	100.00	-1,588.00	3.54%
TOTAL SECURITIES SOLD SHORT					$-44,902.00	100.00%	$-1,588.00	3.54%
TOTAL PRICED PORTFOLIO HOLDINGS (ON 01/31/18)					$15,762.58			
TOTAL ESTIMATED ACCOUNT HOLDINGS ANNUAL INCOME					$-1,588.00			

TRANSACTION HISTORY

SECURITIES PURCHASED OR SOLD

TRADE DATE	SETTLEMENT DATE	DESCRIPTION	SYMBOL/ CUSIP	TRANSACTION TYPE	QUANTITY	PRICE	AMOUNT PURCHASED	AMOUNT SOLD
01/11/18 12:24	01/16/18	***TEVA PHARMACEUTICAL INDUSTRIES LIMITED ADR COVER SHORT.	TEVA	Bought	1,600	21.2763	34,072.03	
01/22/18 15:46	01/24/18	***TEVA PHARMACEUTICAL INDUSTRIES LIMITED ADR COVER SHORT.	TEVA	Bought	50	20.9860	1,054.25	
01/22/18 15:56	01/24/18	***TEVA PHARMACEUTICAL INDUSTRIES LIMITED ADR COVER SHORT.	TEVA	Bought	50	20.9911	1,054.51	
01/25/18 15:42	01/29/18	***TEVA PHARMACEUTICAL INDUSTRIES LIMITED ADR COVER SHORT.	TEVA	Bought	50	21.1558	1,062.74	
01/25/18 15:43	01/29/18	***TEVA PHARMACEUTICAL INDUSTRIES LIMITED ADR COVER SHORT.	TEVA	Bought	50	21.1526	1,062.58	
TOTAL SECURITIES ACTIVITY							$38,306.11	

E*TRADE

E*TRADE Platinum
Investment Account

[redacted]

Statement Period : January 1, 2018 - January 31, 2018

Account Type: JOINT

DIVIDENDS & INTEREST ACTIVITY

DATE	TRANSACTION TYPE	DESCRIPTION	SYMBOL / CUSIP	AMOUNT DEBITED	AMOUNT CREDITED

[redacted]

E*TRADE

E*TRADE Platinum
Investment Account

[redacted]

Statement Period : February 1, 2018 - February 28, 2018

Account Type: JOINT

[redacted]

E*TRADE

E*TRADE Platinum
Investment Account

[redacted]

Statement Period : February 1, 2018 - February 28, 2018

Account Type: JOINT

ACCOUNT HOLDINGS

CASH & CASH EQUIVALENTS (0.00% of Holdings)

DESCRIPTION	PORTFOLIO %	AMOUNT
TOTAL CASH & CASH EQUIVALENTS YTD INTEREST (CREDIT INTEREST ONLY)		$0.29

SECURITIES SOLD SHORT (100.00% of Holdings)

DESCRIPTION	SYMBOL/ CUSIP	ACCT TYPE	QUANTITY	PRICE	TOTAL MKT VALUE	PORTFOLIO (%)	EST. ANNUAL INCOME	EST. ANNUAL YIELD (%)
***TEVA PHARMACEUTICAL INDUSTRIES LIMITED ADR	TEVA	Margin	1,600	18.7200	-29,952.00	100.00		
TOTAL SECURITIES SOLD SHORT					$-29,952.00	100.00%		
TOTAL PRICED PORTFOLIO HOLDINGS (ON 02/28/18)					$12,298.73			

TRANSACTION HISTORY

SECURITIES PURCHASED OR SOLD

TRADE DATE	SETTLEMENT DATE	DESCRIPTION	SYMBOL/ CUSIP	TRANSACTION TYPE	QUANTITY	PRICE	AMOUNT PURCHASED	AMOUNT SOLD
02/02/18 15:54	02/06/18	***TEVA PHARMACEUTICAL INDUSTRIES LIMITED ADR COVER SHORT.	TEVA	Bought	100	20.6362	2,068.57	
02/09/18 09:32	02/13/18	***TEVA PHARMACEUTICAL INDUSTRIES LIMITED ADR SHORT.	TEVA	Sold	-100	18.3900		1,833.99
02/09/18 09:33	02/13/18	***TEVA PHARMACEUTICAL INDUSTRIES LIMITED ADR SHORT.	TEVA	Sold	-100	18.2510		1,820.09
02/12/18 11:12	02/14/18	***TEVA PHARMACEUTICAL INDUSTRIES LIMITED ADR SHORT.	TEVA	Sold	-100	18.7800		1,872.99
02/14/18 09:32	02/16/18	***TEVA PHARMACEUTICAL INDUSTRIES LIMITED ADR SHORT.	TEVA	Sold	-100	18.4400		1,838.99
02/15/18 10:03	02/20/18	***TEVA PHARMACEUTICAL INDUSTRIES LIMITED ADR COVER SHORT.	TEVA	Bought	1,060	21.1250	22,422.45	
02/21/18 09:30	02/23/18	***TEVA PHARMACEUTICAL INDUSTRIES LIMITED ADR SHORT.	TEVA	Sold	-100	19.9600		1,990.99

E*TRADE

E*TRADE Platinum
Investment Account

[redacted]

Statement Period : February 1, 2018 - February 28, 2018

Account Type: JOINT

SECURITIES PURCHASED OR SOLD (Continued)

TRADE DATE	SETTLEMENT DATE	DESCRIPTION	SYMBOL/ CUSIP	TRANSACTION TYPE	QUANTITY	PRICE	AMOUNT PURCHASED	AMOUNT SOLD
02/22/18 12:25	02/26/18	***TEVA PHARMACEUTICAL INDUSTRIES LIMITED ADR SHORT.	TEVA	Sold	-60	20.0000		1,195.01
TOTAL SECURITIES ACTIVITY							$24,491.02	$10,552.06

UNSETTLED TRADES

TRADE DATE	SETTLEMENT DATE	DESCRIPTION	SYMBOL/ CUSIP	TRANSACTION TYPE	QUANTITY	PRICE	AMOUNT PURCHASED	AMOUNT SOLD
02/28/18		***TEVA PHARMACEUTICAL INDUSTRIES LIMITED ADR SHORT.	TEVA	Sold	100	19.1100		1,905.99

DIVIDENDS & INTEREST ACTIVITY

DATE	TRANSACTION TYPE	DESCRIPTION	SYMBOL/ CUSIP	AMOUNT DEBITED	AMOUNT CREDITED

[redacted]

E*TRADE

E*TRADE Platinum
Investment Account

[redacted]

Statement Period : February 1, 2018 - February 28, 2018

Account Type: JOINT

[redacted]

E*TRADE

E*TRADE Platinum
Investment Account

[redacted]

Statement Period : March 1, 2018 - March 31, 2018

Account Type: JOINT

[redacted]

E*TRADE

E*TRADE Platinum
Investment Account

[redacted]

Statement Period : March 1, 2018 - March 31, 2018

Account Type: JOINT

ACCOUNT HOLDINGS

CASH & CASH EQUIVALENTS (0.00% of Holdings)

DESCRIPTION	PORTFOLIO %	AMOUNT
TOTAL CASH & CASH EQUIVALENTS YTD INTEREST (CREDIT INTEREST ONLY)		$0.36

SECURITIES SOLD SHORT (100.00% of Holdings)

DESCRIPTION	SYMBOL/ CUSIP	ACCT TYPE	QUANTITY	PRICE	TOTAL MKT VALUE	PORTFOLIO (%)	EST. ANNUAL INCOME	EST. ANNUAL YIELD (%)
***TEVA PHARMACEUTICAL INDUSTRIES LIMITED ADR	TEVA	Margin	2,300	17.0900	-39,307.00	100.00		
TOTAL SECURITIES SOLD SHORT					$-39,307.00	100.00%		
TOTAL PRICED PORTFOLIO HOLDINGS (ON 03/31/18)					$11,359.49			

TRANSACTION HISTORY

SECURITIES PURCHASED OR SOLD

TRADE DATE	SETTLEMENT DATE	DESCRIPTION	SYMBOL/ CUSIP	TRANSACTION TYPE	QUANTITY	PRICE	AMOUNT PURCHASED	AMOUNT SOLD
02/28/18 10:17	03/02/18	***TEVA PHARMACEUTICAL INDUSTRIES LIMITED ADR SHORT.	TEVA	Sold	-100	19.1100		1,905.99
03/01/18 10:01	03/05/18	***TEVA PHARMACEUTICAL INDUSTRIES LIMITED ADR SHORT.	TEVA	Sold	-100	18.6400		1,858.99
03/02/18 18:23	03/06/18	***TEVA PHARMACEUTICAL INDUSTRIES LIMITED ADR COVER SHORT.	TEVA	Bought	100	19.2000	1,924.95	
03/05/18 09:22	03/07/18	***TEVA PHARMACEUTICAL INDUSTRIES LIMITED ADR COVER SHORT.	TEVA	Bought	100	19.2300	1,927.95	
03/09/18 14:03	03/13/18	***TEVA PHARMACEUTICAL INDUSTRIES LIMITED ADR COVER SHORT.	TEVA	Bought	100	19.1790	1,922.85	
03/15/18 09:55	03/19/18	***TEVA PHARMACEUTICAL INDUSTRIES LIMITED ADR SHORT.	TEVA	Sold	-100	18.3600		1,830.99
03/15/18 10:56	03/19/18	***TEVA PHARMACEUTICAL INDUSTRIES LIMITED ADR SHORT.	TEVA	Sold	-100	18.2000		1,814.99

E*TRADE

E*TRADE Platinum
Investment Account

[redacted]

Statement Period : March 1, 2018 - March 31, 2018

Account Type: JOINT

SECURITIES PURCHASED OR SOLD (Continued)

TRADE DATE	SETTLEMENT DATE	DESCRIPTION	SYMBOL/ CUSIP	TRANSACTION TYPE	QUANTITY	PRICE	AMOUNT PURCHASED	AMOUNT SOLD
03/15/18 14:30	03/19/18	***TEVA PHARMACEUTICAL INDUSTRIES LIMITED ADR SHORT.	TEVA	Sold	-100	17.9800		1,792.99
03/20/18 09:54	03/22/18	***TEVA PHARMACEUTICAL INDUSTRIES LIMITED ADR SHORT.	TEVA	Sold	-100	17.5900		1,753.99
03/20/18 10:07	03/22/18	***TEVA PHARMACEUTICAL INDUSTRIES LIMITED ADR SHORT.	TEVA	Sold	-100	17.7400		1,768.99
03/20/18 11:49	03/22/18	***TEVA PHARMACEUTICAL INDUSTRIES LIMITED ADR SHORT.	TEVA	Sold	-100	17.2701		1,722.01
03/23/18 09:54	03/27/18	***TEVA PHARMACEUTICAL INDUSTRIES LIMITED ADR SHORT.	TEVA	Sold	-100	17.1000		1,705.00
03/26/18 14:03	03/28/18	***TEVA PHARMACEUTICAL INDUSTRIES LIMITED ADR SHORT.	TEVA	Sold	-100	16.6250		1,657.50

[redacted]

E*TRADE

E*TRADE Platinum
Investment Account

[redacted]

Statement Period : March 1, 2018 - March 31, 2018

Account Type: JOINT

WITHDRAWALS & DEPOSITS (Continued)

DATE	TRANSACTION TYPE	DESCRIPTION	WITHDRAWALS	DEPOSITS
[redacted]				

E*TRADE

E*TRADE Platinum
Investment Account

[redacted]

Statement Period : April 1, 2018 - April 30, 2018

Account Type: JOINT

[redacted]

E*TRADE

E*TRADE Platinum
Investment Account

[redacted]

Statement Period : April 1, 2018 - April 30, 2018

Account Type: JOINT

ACCOUNT HOLDINGS

CASH & CASH EQUIVALENTS (0.00% of Holdings)

DESCRIPTION	PORTFOLIO %	AMOUNT
TOTAL CASH & CASH EQUIVALENTS YTD INTEREST (CREDIT INTEREST ONLY)		$0.44

SECURITIES SOLD SHORT (100.00% of Holdings)

DESCRIPTION	SYMBOL/ CUSIP	ACCT TYPE	QUANTITY	PRICE	TOTAL MKT VALUE	PORTFOLIO (%)	EST. ANNUAL INCOME	EST. ANNUAL YIELD (%)
***TEVA PHARMACEUTICAL INDUSTRIES LIMITED ADR	TEVA	Margin	1,400	17.0800	-25,172.00	100.00		
TOTAL SECURITIES SOLD SHORT					$-25,172.00	100.00%		
TOTAL PRICED PORTFOLIO HOLDINGS (ON 04/30/18)					$13,332.26			

TRANSACTION HISTORY

SECURITIES PURCHASED OR SOLD

TRADE DATE	SETTLEMENT DATE	DESCRIPTION	SYMBOL/ CUSIP	TRANSACTION TYPE	QUANTITY	PRICE	AMOUNT PURCHASED	AMOUNT SOLD
04/02/18 12:58	04/04/18	***TEVA PHARMACEUTICAL INDUSTRIES LIMITED ADR SHORT.	TEVA	Sold	-100	16.6500		1,660.00
04/04/18 15:51	04/06/18	***TEVA PHARMACEUTICAL INDUSTRIES LIMITED ADR COVER SHORT.	TEVA	Bought	400	17.2750	6,914.95	
04/05/18 11:41	04/09/18	***TEVA PHARMACEUTICAL INDUSTRIES LIMITED ADR COVER SHORT.	TEVA	Bought	100	17.3662	1,741.57	
04/05/18 11:08	04/09/18	***TEVA PHARMACEUTICAL INDUSTRIES LIMITED ADR COVER SHORT.	TEVA	Bought	200	17.3450	3,473.95	
04/06/18 09:33	04/10/18	***TEVA PHARMACEUTICAL INDUSTRIES LIMITED ADR SHORT.	TEVA	Sold	-100	16.8300		1,678.00
04/06/18 11:21	04/10/18	***TEVA PHARMACEUTICAL INDUSTRIES LIMITED ADR SHORT.	TEVA	Sold	-100	16.9050		1,685.50
04/09/18 13:27	04/11/18	***TEVA PHARMACEUTICAL INDUSTRIES LIMITED ADR COVER SHORT.	TEVA	Bought	300	17.2562	5,181.81	

E*TRADE

E*TRADE Platinum
Investment Account

[redacted]

Statement Period : April 1, 2018 - April 30, 2018

Account Type: JOINT

SECURITIES PURCHASED OR SOLD (Continued)

TRADE DATE	SETTLEMENT DATE	DESCRIPTION	SYMBOL/ CUSIP	TRANSACTION TYPE	QUANTITY	PRICE	AMOUNT PURCHASED	AMOUNT SOLD
04/10/18 15:54	04/12/18	***TEVA PHARMACEUTICAL INDUSTRIES LIMITED ADR COVER SHORT.	TEVA	Bought	200	17.8550	3,575.95	
04/19/18 11:16	04/23/18	***TEVA PHARMACEUTICAL INDUSTRIES LIMITED ADR SHORT.	TEVA	Sold	-100	17.4200		1,736.99
04/20/18 15:59	04/24/18	***TEVA PHARMACEUTICAL INDUSTRIES LIMITED ADR COVER SHORT.	TEVA	Bought	100	17.7962	1,784.57	
TOTAL SECURITIES ACTIVITY							$22,672.80	$6,760.49

DIVIDENDS & INTEREST ACTIVITY

DATE	TRANSACTION TYPE	DESCRIPTION	SYMBOL/ CUSIP	AMOUNT DEBITED	AMOUNT CREDITED

[redacted]

E*TRADE

E*TRADE Platinum
Investment Account

[redacted]

Statement Period : April 1, 2018 - April 30, 2018

Account Type: JOINT

[redacted]

E*TRADE

E*TRADE Platinum
Investment Account

[redacted]

Statement Period : May 1, 2018 - May 31, 2018

Account Type: JOINT

[redacted]

E*TRADE

E*TRADE Platinum
Investment Account

[redacted]

Statement Period : May 1, 2018 - May 31, 2018

Account Type: JOINT

ACCOUNT HOLDINGS

CASH & CASH EQUIVALENTS (0.00% of Holdings)

DESCRIPTION	PORTFOLIO %	AMOUNT
TOTAL CASH & CASH EQUIVALENTS YTD INTEREST (CREDIT INTEREST ONLY)		$0.56

SECURITIES SOLD SHORT (100.00% of Holdings)

DESCRIPTION	SYMBOL/ CUSIP	ACCT TYPE	QUANTITY	PRICE	TOTAL MKT VALUE	PORTFOLIO (%)	EST. ANNUAL INCOME	EST. ANNUAL YIELD (%)
***TEVA PHARMACEUTICAL INDUSTRIES LIMITED ADR	TEVA	Margin	1,400	21.5000	-30,100.00	100.00		
TOTAL SECURITIES SOLD SHORT					$-30,100.00	100.00%		
TOTAL PRICED PORTFOLIO HOLDINGS (ON 05/31/18)					$15,204.38			

TRANSACTION HISTORY

DIVIDENDS & INTEREST ACTIVITY

DATE	TRANSACTION TYPE	DESCRIPTION	SYMBOL/ CUSIP	AMOUNT DEBITED	AMOUNT CREDITED
05/29/18	Interest	INTEREST ON CASH BALANCE AT 0.009% 04/26 THRU 05/25 APY 0.0099%	00099A109		0.12
TOTAL DIVIDENDS & INTEREST ACTIVITY					$0.12
NET DIVIDENDS & INTEREST ACTIVITY					$0.12

[redacted]

E*TRADE

E*TRADE Platinum
Investment Account

[redacted]

Statement Period : May 1, 2018 - May 31, 2018

Account Type: JOINT

WITHDRAWALS & DEPOSITS (Continued)

DATE	TRANSACTION TYPE	DESCRIPTION	WITHDRAWALS	DEPOSITS
[redacted]				

E*TRADE

E*TRADE Platinum
Investment Account

[redacted]

Statement Period : June 1, 2018 - June 30, 2018

Account Type: JOINT

[redacted]

E*TRADE

E*TRADE Platinum
Investment Account

[redacted]

Statement Period : June 1, 2018 - June 30, 2018

Account Type: JOINT

ACCOUNT HOLDINGS

CASH & CASH EQUIVALENTS (0.00% of Holdings)

DESCRIPTION	PORTFOLIO %	AMOUNT
TOTAL CASH & CASH EQUIVALENTS YTD INTEREST (CREDIT INTEREST ONLY)		$1.32

SECURITIES SOLD SHORT (100.00% of Holdings)

DESCRIPTION	SYMBOL/ CUSIP	ACCT TYPE	QUANTITY	PRICE	TOTAL MKT VALUE	PORTFOLIO (%)	EST. ANNUAL INCOME	EST. ANNUAL YIELD (%)
***TEVA PHARMACEUTICAL INDUSTRIES LIMITED ADR	TEVA	Margin	980	24.3200	-23,833.60	100.00		
TOTAL SECURITIES SOLD SHORT					$-23,833.60	100.00%		
TOTAL PRICED PORTFOLIO HOLDINGS (ON 06/30/18)					$11,660.74			

TRANSACTION HISTORY

SECURITIES PURCHASED OR SOLD

TRADE DATE	SETTLEMENT DATE	DESCRIPTION	SYMBOL/ CUSIP	TRANSACTION TYPE	QUANTITY	PRICE	AMOUNT PURCHASED	AMOUNT SOLD
06/08/18 15:57	06/12/18	***TEVA PHARMACEUTICAL INDUSTRIES LIMITED ADR COVER SHORT.	TEVA	Bought	100	23.1159	2,316.54	
06/12/18 12:53	06/14/18	***TEVA PHARMACEUTICAL INDUSTRIES LIMITED ADR COVER SHORT.	TEVA	Bought	50	24.4000	1,224.95	
06/12/18 19:24	06/14/18	***TEVA PHARMACEUTICAL INDUSTRIES LIMITED ADR COVER SHORT.	TEVA	Bought	150	24.2000	3,634.95	
06/18/18 10:43	06/20/18	***TEVA PHARMACEUTICAL INDUSTRIES LIMITED ADR COVER SHORT.	TEVA	Bought	10	23.8765	243.72	
06/18/18 11:05	06/20/18	***TEVA PHARMACEUTICAL INDUSTRIES LIMITED ADR COVER SHORT.	TEVA	Bought	10	24.1274	246.22	
06/18/18 11:57	06/20/18	***TEVA PHARMACEUTICAL INDUSTRIES LIMITED ADR COVER SHORT.	TEVA	Bought	10	24.0574	245.52	
06/18/18 12:02	06/20/18	***TEVA PHARMACEUTICAL INDUSTRIES LIMITED ADR COVER SHORT.	TEVA	Bought	10	24.0365	245.32	

E*TRADE

E*TRADE Platinum
Investment Account

Account Number: 6320-7004 Statement Period : June 1, 2018 - June 30, 2018 Account Type: JOINT

SECURITIES PURCHASED OR SOLD (Continued)

TRADE DATE	SETTLEMENT DATE	DESCRIPTION	SYMBOL/ CUSIP	TRANSACTION TYPE	QUANTITY	PRICE	AMOUNT PURCHASED	AMOUNT SOLD
06/18/18 12:23	06/20/18	***TEVA PHARMACEUTICAL INDUSTRIES LIMITED ADR COVER SHORT.	TEVA	Bought	10	24.1567	246.52	
06/18/18 13:27	06/20/18	***TEVA PHARMACEUTICAL INDUSTRIES LIMITED ADR COVER SHORT.	TEVA	Bought	10	24.2199	247.15	
06/22/18 16:55	06/26/18	***TEVA PHARMACEUTICAL INDUSTRIES LIMITED ADR COVER SHORT.	TEVA	Bought	100	24.0499	2,409.94	
06/26/18 10:25	06/28/18	***TEVA PHARMACEUTICAL INDUSTRIES LIMITED ADR SHORT.	TEVA	Sold	-40	23.2500		925.03
TOTAL SECURITIES ACTIVITY							$11,060.83	$925.03

UNSETTLED TRADES

TRADE DATE	SETTLEMENT DATE	DESCRIPTION	SYMBOL/ CUSIP	TRANSACTION TYPE	QUANTITY	PRICE	AMOUNT PURCHASED	AMOUNT SOLD
06/28/18		***TEVA PHARMACEUTICAL INDUSTRIES LIMITED ADR COVER SHORT.	TEVA	Bought	80	24.7500	1,984.95	

DIVIDENDS & INTEREST ACTIVITY

DATE	TRANSACTION TYPE	DESCRIPTION	SYMBOL/ CUSIP	AMOUNT DEBITED	AMOUNT CREDITED

E*TRADE

E*TRADE Platinum
Investment Account

[redacted] Statement Period : June 1, 2018 - June 30, 2018 Account Type: JOINT

[redacted]

E*TRADE

E*TRADE Platinum
Investment Account

[redacted]

Statement Period : July 1, 2018 - July 31, 2018

Account Type: JOINT

[redacted]

E*TRADE

E*TRADE Platinum
Investment Account

[redacted]

Statement Period : July 1, 2018 - July 31, 2018

Account Type: JOINT

ACCOUNT HOLDINGS

CASH & CASH EQUIVALENTS (0.00% of Holdings)

DESCRIPTION	PORTFOLIO %	AMOUNT
TOTAL CASH & CASH EQUIVALENTS YTD INTEREST (CREDIT INTEREST ONLY)		$1.81

SECURITIES SOLD SHORT (100.00% of Holdings)

DESCRIPTION	SYMBOL/ CUSIP	ACCT TYPE	QUANTITY	PRICE	TOTAL MKT VALUE	PORTFOLIO (%)	EST. ANNUAL INCOME	EST. ANNUAL YIELD (%)
***TEVA PHARMACEUTICAL INDUSTRIES LIMITED ADR	TEVA	Margin	680	23.9400	-16,279.20	100.00		
TOTAL SECURITIES SOLD SHORT					$-16,279.20	100.00%		
TOTAL PRICED PORTFOLIO HOLDINGS (ON 07/31/18)					$7,716.53			

TRANSACTION HISTORY

SECURITIES PURCHASED OR SOLD

TRADE DATE	SETTLEMENT DATE	DESCRIPTION	SYMBOL/ CUSIP	TRANSACTION TYPE	QUANTITY	PRICE	AMOUNT PURCHASED	AMOUNT SOLD
06/28/18 19:08	07/02/18	***TEVA PHARMACEUTICAL INDUSTRIES LIMITED ADR COVER SHORT.	TEVA	Bought	80	24.7500	1,984.95	
07/03/18 11:36	07/06/18	***TEVA PHARMACEUTICAL INDUSTRIES LIMITED ADR COVER SHORT.	TEVA	Bought	150	24.9462	3,746.88	
07/09/18 12:39	07/11/18	***TEVA PHARMACEUTICAL INDUSTRIES LIMITED ADR COVER SHORT.	TEVA	Bought	50	24.0374	1,206.82	
07/20/18 13:24	07/24/18	***TEVA PHARMACEUTICAL INDUSTRIES LIMITED ADR COVER SHORT.	TEVA	Bought	5	23.0274	120.09	
07/20/18 13:22	07/24/18	***TEVA PHARMACEUTICAL INDUSTRIES LIMITED ADR COVER SHORT.	TEVA	Bought	15	23.0274	350.36	
TOTAL SECURITIES ACTIVITY							$7,409.10	

E*TRADE

E*TRADE Platinum
Investment Account

[redacted]

Statement Period : July 1, 2018 - July 31, 2018

Account Type: JOINT

UNSETTLED TRADES

TRADE DATE	SETTLEMENT DATE	DESCRIPTION	SYMBOL/ CUSIP	TRANSACTION TYPE	QUANTITY	PRICE	AMOUNT PURCHASED	AMOUNT SOLD
07/30/18		***TEVA PHARMACEUTICAL INDUSTRIES LIMITED ADR COVER SHORT.	TEVA	Bought	100	23.7100	2,375.96	

DIVIDENDS & INTEREST ACTIVITY

DATE	TRANSACTION TYPE	DESCRIPTION	SYMBOL/ CUSIP	AMOUNT DEBITED	AMOUNT CREDITED

[redacted]

E*TRADE

E*TRADE Platinum
Investment Account

[redacted]

Statement Period : July 1, 2018 - July 31, 2018

Account Type: JOINT

WITHDRAWALS & DEPOSITS (Continued)

DATE	TRANSACTION TYPE	DESCRIPTION	WITHDRAWALS	DEPOSITS
[redacted]				

E*TRADE

E*TRADE Platinum
Investment Account

[redacted] Statement Period : August 1, 2018 - August 31, 2018 Account Type: JOINT

[redacted]

Securities products and services are offered by E*TRADE Securities LLC, Member FINRA/SIPC. Sweep Deposit Account is a bank deposit account with E*TRADE Bank, a Federal savings bank, Member FDIC. Sweep deposit accounts at each bank are FDIC-insured up to a maximum of $250,000. Securities products and cash balances other than Sweep Deposit Account funds are not FDIC-insured, are not guaranteed deposits or obligations of E*TRADE Bank, and are subject to investment risk, including possible loss of the principal invested.

E*TRADE

E*TRADE Platinum
Investment Account

[redacted]

Statement Period : August 1, 2018 - August 31, 2018

Account Type: JOINT

ACCOUNT HOLDINGS

[redacted]

SECURITIES SOLD SHORT (100.00% of Holdings)

DESCRIPTION	SYMBOL/ CUSIP	ACCT TYPE	QUANTITY	PRICE	TOTAL MKT VALUE	PORTFOLIO (%)	EST. ANNUAL INCOME	EST. ANNUAL YIELD (%)
***TEVA PHARMACEUTICAL INDUSTRIES LIMITED ADR	TEVA	Margin	200	22.9100	-4,582.00	100.00		
TOTAL SECURITIES SOLD SHORT					-4,582.00	100.00%		
TOTAL PRICED PORTFOLIO HOLDINGS (ON 08/31/18)					2,808.97			

TRANSACTION HISTORY

SECURITIES PURCHASED OR SOLD

TRADE DATE	SETTLEMENT DATE	DESCRIPTION	SYMBOL/ CUSIP	TRANSACTION TYPE	QUANTITY	PRICE	AMOUNT PURCHASED	AMOUNT SOLD
07/30/18 14:16	08/01/18	***TEVA PHARMACEUTICAL INDUSTRIES LIMITED ADR COVER SHORT.	TEVA	Bought	100	23.7100	2,375.95	
08/01/18 14:02	08/03/18	***TEVA PHARMACEUTICAL INDUSTRIES LIMITED ADR COVER SHORT.	TEVA	Bought	240	23.9162	5,744.84	
08/07/18 13:55	08/09/18	***TEVA PHARMACEUTICAL INDUSTRIES LIMITED ADR COVER SHORT.	TEVA	Bought	20	23.2074	469.10	
08/20/18 12:16	08/22/18	***TEVA PHARMACEUTICAL INDUSTRIES LIMITED ADR COVER SHORT.	TEVA	Bought	20	25.4767	514.48	
08/21/18 12:06	08/23/18	***TEVA PHARMACEUTICAL INDUSTRIES LIMITED ADR COVER SHORT.	TEVA	Bought	100	25.3464	2,539.59	
TOTAL SECURITIES ACTIVITY							$11,643.96	

E*TRADE

E*TRADE Platinum
Investment Account

[redacted]

Statement Period : August 1, 2018 - August 31, 2018

Account Type: JOINT

DIVIDENDS & INTEREST ACTIVITY

DATE	TRANSACTION TYPE	DESCRIPTION	SYMBOL/ CUSIP	AMOUNT DEBITED	AMOUNT CREDITED
[redacted]					

E*TRADE

E*TRADE Platinum
Investment Account

[redacted]

Statement Period : August 1, 2018 - August 31, 2018

Account Type: JOINT

[redacted]

E*TRADE

E*TRADE Platinum
Investment Account

[redacted]

Statement Period : August 1, 2018 - August 31, 2018

Account Type: JOINT

[redacted]

E*TRADE

E*TRADE Platinum
Investment Account

[redacted]

Statement Period : September 1, 2018 - September 30, 2018

Account Type: JOINT

[redacted]

E*TRADE

E*TRADE Platinum
Investment Account

[redacted]

Statement Period : September 1, 2018 - September 30, 2018

Account Type: JOINT

ACCOUNT HOLDINGS

[redacted]

STOCKS, OPTIONS & EXCHANGE-TRADED FUNDS (0.00% of Holdings)

DESCRIPTION	SYMBOL/ CUSIP	ACCT TYPE	QUANTITY	PRICE	TOTAL MKT VALUE	PORTFOLIO (%)	EST. ANNUAL INCOME	EST. ANNUAL YIELD (%)
***TEVA PHARMACEUTICAL INDUSTRIES LIMITED ADR	TEVA	Margin		21.5400	0.00	0.00		
TOTAL PRICED PORTFOLIO HOLDINGS (ON 09/30/18)					$37.89			

TRANSACTION HISTORY

SECURITIES PURCHASED OR SOLD

TRADE DATE	SETTLEMENT DATE	DESCRIPTION	SYMBOL/ CUSIP	TRANSACTION TYPE	QUANTITY	PRICE	AMOUNT PURCHASED	AMOUNT SOLD
09/04/18 11:09	09/06/18	***TEVA PHARMACEUTICAL INDUSTRIES LIMITED ADR COVER SHORT.	TEVA	Bought	20	22.5962	456.87	
09/04/18 11:08	09/06/18	***TEVA PHARMACEUTICAL INDUSTRIES LIMITED ADR COVER SHORT.	TEVA	Bought	180	22.6266	4,077.74	
TOTAL SECURITIES ACTIVITY							$4,534.61	

[redacted]

E*TRADE

E*TRADE Platinum
Investment Account

[redacted]

Statement Period : September 1, 2018 - September 30, 2018

Account Type: JOINT

[redacted]

E*TRADE

E*TRADE Platinum
Investment Account

[redacted]

Statement Period : September 1, 2018 - September 30, 2018

Account Type: JOINT

[redacted]

E*TRADE

E*TRADE Platinum
Investment Account

E*TRADE

E*TRADE Securities
Investment Account

[redacted]

Statement Period : October 1, 2018 - October 31, 2018

Account Type: JOINT

[redacted]

E*TRADE

E*TRADE Securities
Investment Account

[redacted]

Statement Period : October 1, 2018 - October 31, 2018

Account Type: JOINT

[redacted]

January 1, 2022 - March 31, 2022
Account Number: [redacted]
Account Type: JOINT

Customer Update:
Tax questions? No problem.
Get helpful tips, tools, and key dates in the Tax Center.
Visit *etrade.com/tax* today.

E*TRADE Securities LLC
P.O. Box 484
Jersey City, NJ 07303-0484
1-800-387-2331 etrade.com
Member SIPC

E*TRADE Securities
Investment Account

[redacted]

[redacted]

E*TRADE

033120220001 111632070046

E*TRADE

E*TRADE Securities
Investment Account

[redacted]

Statement Period : January 1, 2022 - March 31, 2022

Account Type: JOINT

[redacted]

E*TRADE

E*TRADE Securities
Investment Account

[redacted]

Statement Period : January 1, 2022 - March 31, 2022

Account Type: JOINT

[redacted]

E*TRADE

E*TRADE Securities
Investment Account

[redacted]

Statement Period : January 1, 2022 - March 31, 2022

Account Type: JOINT

[redacted]

PRESS FIRMLY TO SEAL

7022 2410 0000 6827 4229

U.S. POSTAGE PAID
PM
LAS VEGAS, NV
89134
DEC 24 22
AMOUNT
$17.15
R2304N118114-6

RDC 04

97208

UNITED STATES POSTAL SERVICE®

PRIORITY® MAIL

[redacted]

Expected delivery date specified for domestic use.

Most domestic shipments include up to $50 of insurance (restrictions apply).*

USPS Tracking® included for domestic and many international destinations.

Limited international insurance.**

When used internationally, a customs declaration form is required.

*Insurance does not cover certain items. For details regarding claims exclusions see the Domestic Mail Manual at *http://pe.usps.com.*

**See International Mail Manual at *http://pe.usps.com* for availability and limitations of coverage.

T RATE ENVELOPE
TE ■ ANY WEIGHT

CKED ■ INSURED

To schedule free Package Pickup, scan the QR code.

USPS.COM/PICKUP

PS00001000014

EP14F May 2020
OD: 12 1/2 x 9 1/2

TO:
In re Teva Securities Litigation
c/o Epiq Class Action &
Claims Solutions, Inc.
PO Box 3565
Portland, OR 97208-3565

In re Teva Securities Litigation
c/o Epiq Class Action & Claims Solutions, Inc.
PO Box 3565
Portland, OR 97208-3565

Website: www.TevaSecuritiesLitigation.com
Email: info@TevaSecuritiesLitigation.com
Phone: 1-855-675-3124
Phone Outside the US and Canada: 1-503-520-4435

40053393001510548S
000 0000025 00000000 0001 0001 00025 INS: 0 0

[redacted]

Claim Number: [redacted]

Response Deadline: February 26, 2023

February 6, 2023

Notice of Deficient Proof of Claim Submission

Dear Claimant:

We have determined that the Proof of Claim and Release Form ("Claim") that you submitted in connection with the settlement obtained in *In re Teva Securities Litigation* (Case No. 3:17-cv-00558 (SRU) is deficient or ineligible for the reason(s) identified below. To resolve those deficiencies, you must submit, postmarked no later than the Response Deadline printed at the top of this Notice, a written response with any required documentation, as specified below, together with a copy of this notice. **If you fail to do so, your Claim will be rejected to the extent that those deficient conditions remain uncured. This Notice is the only notice that you will receive with respect to the Claim identified at the top of this Notice.**

PLEASE NOTE: The Court-approved Plan of Allocation of Net Settlement Fund (the "Plan of Allocation"), which governs the administration of all proofs of claim submitted in connection with the settlement, is set forth in Appendix A of the Long-Form Notice of Pendency and Proposed Settlement of Class Action (the "Long-Form Notice"). The Long-Form Notice may be viewed on or downloaded from www.TevaSecuritiesLitigation.com.

Ineligibility Condition: *No Recognized Claim.*

In accordance with the Court-approved Plan of Allocation, the "Recognized Claim" amount for your Claim, which, as defined in paragraph 15 of the Plan of Allocation, is the sum of the "Recognized Loss Amount," which is defined in paragraph 1 of the Plan of Allocation, calculated for each purchase or acquisition of eligible Teva Securities, must calculate to a loss for your Claim to be included in the list of eligible claims presented to the Court for approval. Your Recognized Claim may not calculate to a loss because the Recognized Loss Amount for each purchase or acquisition of eligible Teva Securities is a negative number or zero (see paragraph 3 of the Plan of Allocation). Because your Recognized Claim does not calculate to a loss, your Claim is not eligible to receive a distribution from the Net Settlement Fund. Unless you had additional transactions in eligible Teva Securities during the Class Period (i.e., February 6, 2014. through May 10, 2019, inclusive) that are not reflected in your Claim, this is NOT a curable deficiency.

How to Resolve: This condition of ineligibility may be resolved only by submitting additional transactions in eligible Teva Securities during the Class Period that were not previously reflected in your Claim and that will cause your Recognized Claim to calculate to a loss. For additional information, please reference the Plan of Allocation. You must also support any additional transactions with acceptable documentation. Acceptable documentation includes securities brokers' confirmation slips, month- and year-end account statements, or similar documentation. Self-generated documents are not acceptable.

PLEASE NOTE: Curing this condition of ineligibility is an absolute requirement for your Claim to be eligible to participate in the settlement. If other deficiencies have been identified and you cure them, your Claim still will not be eligible, even for "partial acceptance," unless this deficiency is cured.

PLEASE ALSO NOTE *that, even if you cure the identified deficiency(ies), your Claim must* have a "Recognized Claim" amount (which, as defined in the Plan of Allocation, is the sum of the "Recognized Loss Amount," as defined in the Plan of Allocation, calculated for each purchase or acquisition of eligible Teva securities) to be included in the list of eligible claims presented to the Court for approval.

If you disagree with the deficiency condition(s) identified in this Notice, you may contact us for assistance and/or request Court review of our administrative determination regarding your Claim. To request Court review of your Claim, you must send, postmarked no later than the Response Deadline, to the Claims Administrator at the address printed at the top of this Notice, a letter that must: (1) include a copy of this Notice; (2) specifically state that you request Court review of the full or partial rejection of your Claim; (3) state in full the bases for your contest of the full or partial rejection of your Claim; and (4) include any and all supporting documentation. If the dispute concerning your Claim cannot be resolved thereafter, your Claim will be presented to the Court for review. Should that occur, your Claim and your contest letter, together with the supporting documentation (with financial account numbers and certain other information redacted), may be filed with the Court and be available to the public. **PLEASE NOTE: COURT REVIEW SHOULD ONLY BE SOUGHT IF YOU DISAGREE WITH THE CLAIMS ADMINISTRATOR'S DETERMINATION REGARDING YOUR CLAIM.**

If you have any questions about this Notice or if you want to confirm the status of your Claim after you submit a response to this Notice, please contact us at the toll-free number or email address noted above.

Sincerely,
Claims Administrator

Request Court review

[redacted]

Dear In Re Teva Securities Litigation Administrator,

Thank you very much for contacting us about this matter. We would like to request a Court review for our claim.
We have also attached all of the transaction records between September 2017 through September 2018. We will send the necessary documents again just in case,
We appreciate your great effort.
Thank you in advance.

Sincerely,

[redacted]

04-CA40053393
AG4334 v.05

SCHEDULE OF TRANSACTIONS IN TEVA ADS

A. State the number of shares of Teva ADS held at the opening of trading on February 6, 2014 (must be documented per Section II above): 0

B. List all purchases or acquisitions, including free receipts, of Teva ADS from February 6, 2014, through February 16, 2022, inclusive (must be documented), and use the checkbox provided to indicate any Teva ADS purchased in or traceable to the ADS Offering (as explained in Section II.6 above):

Date of Purchase/ Acquisition (List Chronologically)	Number of ADS Purchased/ Acquired	Purchase/Acquisition Price per ADS	Total Purchase/Acquisition Price (excluding taxes, commissions, and fees)	Confirm Proof of Purchase/ Acquisition Enclosed	Teva Employee Stock Purchase Plan Purchase	Were the shares purchased in or traceable to the December 3, 2015 through January 6, 2016 ADS Offering?
09/1/17	300	18.53	5559.18	☑	☐	☐
09/1/17	300	18.56	5574.09	☑	☐	☐
09/1/17	700	18.53	12975.95	☑	☐	☐
09/1/17	700	18.56	12996.48	☑	☐	☐
09/1/17	1000	18.43	18440.65	☑	☐	☐

C. List all sales, including free deliveries, of Teva ADS from February 6, 2014, through February 16, 2022, inclusive (must be documented):

Date of Sale (List Chronologically) (Month/Day/Year	Number of ADS Sold	Sale Price per ADS	Total Sale Price (excluding taxes, commissions, and fees)	Confirm Proof of Sale Enclosed
09/1/17	100	18.54	1849.10	☑
09/1/17	196	18.41	3604.30	☑
09/1/17	400	18.54	7419.42	☑
09/1/17	804	18.41	14801.29	☑
09/1/17	1500	18.54	27809.50	☑

[redacted]

04CA40053393

SCHEDULE OF TRANSACTIONS IN TEVA ADS

A. State the number of shares of Teva ADS held at the opening of trading on February 6, 2014 (must be documented per Section II above): 0

B. List all purchases or acquisitions, including free receipts, of Teva ADS from February 6, 2014, through February 16, 2022, inclusive (must be documented), and us the checkbox provided to indicate any Teva ADS purchased in or traceable to the ADS Offering (as explained in Section II.6 above):

Date of Purchase/ Acquisition (List Chronologically)	Number of ADS Purchased/ Acquired	Purchase/Acquisition Price per ADS	Total Purchase/Acquisition Price (excluding taxes, commissions, and fees)	Confirm Proof of Purchase/ Acquisition Enclosed	Teva Employee Stock Purchase Plan Purchase	Were the shares purchased in or traceable to the December 3, 2015 through January 6, 2016 ADS Offering?
09/15/17	200	17.90	3586.15	☑	☐	☐
09/15/17	800	17.90	14325.12	☑	☐	☐
09/15/17	1000	18.14	18151.35	☑	☐	☐
09/15/17	1000	17.97	17981.15	☑	☐	☐
09/15/17	1000	17.97	17974.95	☑	☐	☐

C. List all sales, including free deliveries, of Teva ADS from February 6, 2014, through February 16, 2022, inclusive (must be documented):

Date of Sale (List Chronologically) (Month/Day/Year	Number of ADS Sold	Sale Price per ADS	Total Sale Price (excluding taxes, commissions, and fees)	Confirm Proof of Sale Enclosed
09/15/17	200	18.04	3603.96	☑
09/15/17	800	18.04	14431.66	☑
09/15/17	3000	18.09	54266.79	☑
09/18/17	100	17.90	1785.50	☑
09/18/17	100	17.55	1750.50	☑

[redacted]

04-CA40053393
AG4334 v.05

SCHEDULE OF TRANSACTIONS IN TEVA ADS

A. State the number of shares of Teva ADS held at the opening of trading on February 6, 2014 (must be documented per Section II above): 0

B. List all purchases or acquisitions, including free receipts, of Teva ADS from February 6, 2014, through February 16, 2022, inclusive (must be documented), and use the checkbox provided to indicate any Teva ADS purchased in or traceable to the ADS Offering (as explained in Section II.6 above):

Date of Purchase/ Acquisition (List Chronologically)	Number of ADS Purchased/ Acquired	Purchase/Acquisition Price per ADS	Total Purchase/Acquisition Price (excluding taxes, commissions, and fees)	Confirm Proof of Purchase/ Acquisition Enclosed	Teva Employee Stock Purchase Plan Purchase	Were the shares purchased in or traceable to the December 3, 2015 through January 6, 2016 ADS Offering?
09/18/17	111	17.30	1920.30	☑	☐	☐
09/18/17	200	16.94	3393.95	☑	☐	☐
09/18/17	200	16.91	3388.21	☑	☐	☐
09/18/17	200	16.97	3399.95	☑	☐	☐
09/18/17	300	16.93	5085.75	☑	☐	☐

C. List all sales, including free deliveries, of Teva ADS from February 6, 2014, through February 16, 2022, inclusive (must be documented):

Date of Sale (List Chronologically) (Month/Day/Year	Number of ADS Sold	Sale Price per ADS	Total Sale Price (excluding taxes, commissions, and fees)	Confirm Proof of Sale Enclosed
09/18/17	300	17.65	5291.42	☑
09/18/17	1900	17.90	34009.21	☑
09/18/17	3700	17.65	65303.49	☑
09/18/17	4500	16.99	76448.28	☐
09/18/17	4900	17.55	85993.01	☐

[redacted]

SCHEDULE OF TRANSACTIONS IN TEVA ADS

A. State the number of shares of Teva ADS held at the opening of trading on February 6, 2014 (must be documented per Section II above): 0

B. List all purchases or acquisitions, including free receipts, of Teva ADS from February 6, 2014, through February 16, 2022, inclusive (must be documented), and use the checkbox provided to indicate any Teva ADS purchased in or traceable to the ADS Offering (as explained in Section II.6 above):

Date of Purchase/ Acquisition (List Chronologically)	Number of ADS Purchased/ Acquired	Purchase/Acquisition Price per ADS	Total Purchase/Acquisition Price (excluding taxes, commissions, and fees)	Confirm Proof of Purchase/ Acquisition Enclosed	Teva Employee Stock Purchase Plan Purchase	Were the shares purchased in or traceable to the December 3, 2015 through January 6, 2016 ADS Offering?
09/18/17	300	16.89	5073.75	☑	☐	☐
09/18/17	300	16.87	5067.78	☑	☐	☐
09/18/17	300	16.94	5088.45	☑	☐	☐
09/18/17	400	17.67	7074.95	☑	☐	☐
09/18/17	400	17.13	6855.96	☑	☐	☐

C. List all sales, including free deliveries, of Teva ADS from February 6, 2014, through February 16, 2022, inclusive (must be documented):

Date of Sale (List Chronologically) (Month/Day/Year	Number of ADS Sold	Sale Price per ADS	Total Sale Price (excluding taxes, commissions, and fees)	Confirm Proof of Sale Enclosed
09/18/17	5000	17.20	85993.06	☑
09/18/17	5000	17.15	85759.06	☑
09/18/17	5500	17.25	94900.30	☑
09/18/17	6000	17.35	104092.64	☑
09/18/17	6000	17.30	103792.65	☑

[redacted]

SCHEDULE OF TRANSACTIONS IN TEVA ADS

A. State the number of shares of Teva ADS held at the opening of trading on February 6, 2014 (must be documented per Section II above): 0

B. List all purchases or acquisitions, including free receipts, of Teva ADS from February 6, 2014, through February 16, 2022, inclusive (must be documented), and use the checkbox provided to indicate any Teva ADS purchased in or traceable to the ADS Offering (as explained in Section II.6 above):

Date of Purchase/ Acquisition (List Chronologically)	Number of ADS Purchased/ Acquired	Purchase/Acquisition Price per ADS	Total Purchase/Acquisition Price (excluding taxes, commissions, and fees)	Confirm Proof of Purchase/ Acquisition Enclosed	Teva Employee Stock Purchase Plan Purchase	Were the shares purchased in or traceable to the December 3, 2015 through January 6, 2016 ADS Offering?
09/18/17	493	17.29	8523.97	☑	☐	☐
09/18/17	800	17.23	13796.87	☑	☐	☐
09/18/17	1000	18.23	18239.95	☑	☐	☐
09/18/17	1000	18.11	18117.25	☑	☐	☐
09/18/17	1000	17.94	17951.15	☑	☐	☐

C. List all sales, including free deliveries, of Teva ADS from February 6, 2014, through February 16, 2022, inclusive (must be documented):

Date of Sale (List Chronologically) (Month/Day/Year	Number of ADS Sold	Sale Price per ADS	Total Sale Price (excluding taxes, commissions, and fees)	Confirm Proof of Sale Enclosed
09/18/17	400	16.98	6788.89	☑
09/18/17	1000	16.94	16939.65	☑
09/18/17	4000	16.94	67753.48	☑
09/19/17	4300	17.15	73742.64	☑
09/19/17	100	17.29	1724.01	☑

[redacted]

04-CA40053393
AG4334 v.05

SCHEDULE OF TRANSACTIONS IN TEVA ADS

A. State the number of shares of Teva ADS held at the opening of trading on February 6, 2014 (must be documented per Section II above): 0

B. List all purchases or acquisitions, including free receipts, of Teva ADS from February 6, 2014, through February 16, 2022, inclusive (must be documented), and use the checkbox provided to indicate any Teva ADS purchased in or traceable to the ADS Offering (as explained in Section II.6 above):

Date of Purchase/ Acquisition (List Chronologically)	Number of ADS Purchased/ Acquired	Purchase/Acquisition Price per ADS	Total Purchase/Acquisition Price (excluding taxes, commissions, and fees)	Confirm Proof of Purchase/ Acquisition Enclosed	Teva Employee Stock Purchase Plan Purchase	Were the shares purchased in or traceable to the December 3, 2015 through January 6, 2016 ADS Offering?
09/18/17	1000	17.80	17814.85	☑	☐	☐
09/18/17	1000	17.67	17679.00	☑	☐	☐
09/18/17	1966	17.28	33995.52	☑	☐	☐
09/18/17	2000	17.95	35920.75	☑	☐	☐
09/18/17	2430	17.28	42014.46	☑	☐	☐

C. List all sales, including free deliveries, of Teva ADS from February 6, 2014, through February 16, 2022, inclusive (must be documented):

Date of Sale (List Chronologically) (Month/Day/Year	Number of ADS Sold	Sale Price per ADS	Total Sale Price (excluding taxes, commissions, and fees)	Confirm Proof of Sale Enclosed
09/19/17	400	17.20	6874.89	☑
09/21/17	100	17.01	1696.39	☑
10/04/17	44	16.56	728.62	☑
10/04/17	100	16.37	1632.01	☑
10/04/17	100	16.07	1602.51	☑

[redacted]

04-CA40053393
AG4334 v.05

SCHEDULE OF TRANSACTIONS IN TEVA ADS

A. State the number of shares of Teva ADS held at the opening of trading on February 6, 2014 (must be documented per Section II above): 0

B. List all purchases or acquisitions, including free receipts, of Teva ADS from February 6, 2014, through February 16, 2022, inclusive (must be documented), and use the checkbox provided to indicate any Teva ADS purchased in or traceable to the ADS Offering (as explained in Section II.6 above):

Date of Purchase/ Acquisition (List Chronologically)	Number of ADS Purchased/ Acquired	Purchase/Acquisition Price per ADS	Total Purchase/Acquisition Price (excluding taxes, commissions, and fees)	Confirm Proof of Purchase/ Acquisition Enclosed	Teva Employee Stock Purchase Plan Purchase	Were the shares purchased in or traceable to the December 3, 2015 through January 6, 2016 ADS Offering?
09/18/17	3600	17.67	63647.64	✓	☐	☐
09/18/17	3800	16.97	64506.91	✓	☐	☐
09/18/17	4100	17.13	70258.45	✓	☐	☐
09/18/17	4200	17.24	72408.00	✓	☐	☐
09/18/17	5500	17.32	95302.90	✓	☐	☐

C. List all sales, including free deliveries, of Teva ADS from February 6, 2014, through February 16, 2022, inclusive (must be documented):

Date of Sale (List Chronologically) (Month/Day/Year	Number of ADS Sold	Sale Price per ADS	Total Sale Price (excluding taxes, commissions, and fees)	Confirm Proof of Sale Enclosed
10/04/17	200	16.07	3208.99	✓
10/04/17	300	16.40	4914.96	✓
10/04/17	300	16.40	4914.96	✓
10/04/17	456	16.56	7549.42	✓
10/04/17	500	16.67	8329.90	✓

[redacted]

04-CA40053393
AG4334 v.05

SCHEDULE OF TRANSACTIONS IN TEVA ADS

A. State the number of shares of Teva ADS held at the opening of trading on February 6, 2014 (must be documented per Section II above): 0

B. List all purchases or acquisitions, including free receipts, of Teva ADS from February 6, 2014, through February 16, 2022, inclusive (must be documented), and use the checkbox provided to indicate any Teva ADS purchased in or traceable to the ADS Offering (as explained in Section II.6 above):

Date of Purchase/ Acquisition (List Chronologically)	Number of ADS Purchased/ Acquired	Purchase/Acquisition Price per ADS	Total Purchase/Acquisition Price (excluding taxes, commissions, and fees)	Confirm Proof of Purchase/ Acquisition Enclosed	Teva Employee Stock Purchase Plan Purchase	Were the shares purchased in or traceable to the December 3, 2015 through January 6, 2016 ADS Offering?
09/18/17	6,000	17.55	105,358.95	☑	☐	☐
09/18/17	6,000	17.37	104,280.75	☑	☐	☐
10/03/17	100	18.73	1,878.55	☑	☐	☐
10/03/17	100	18.78	1,883.55	☑	☐	☐
10/03/17	100	18.78	1,883.55	☑	☐	☐

C. List all sales, including free deliveries, of Teva ADS from February 6, 2014, through February 16, 2022, inclusive (must be documented):

Date of Sale (List Chronologically) (Month/Day/Year	Number of ADS Sold	Sale Price per ADS	Total Sale Price (excluding taxes, commissions, and fees)	Confirm Proof of Sale Enclosed
10/13/17	100	15.20	1,515.12	☑
10/13/17	100	15.00	1,495.41	☑
10/13/17	200	15.09	3,012.98	☑
10/13/17	200	15.05	3,005.78	☑
10/16/17	100	14.76	1,471.40	☑

[redacted]

SCHEDULE OF TRANSACTIONS IN TEVA ADS

A. State the number of shares of Teva ADS held at the opening of trading on February 6, 2014 (must be documented per Section II above): 0

B. List all purchases or acquisitions, including free receipts, of Teva ADS from February 6, 2014, through February 16, 2022, inclusive (must be documented), and use the checkbox provided to indicate any Teva ADS purchased in or traceable to the ADS Offering (as explained in Section II.6 above):

Date of Purchase/ Acquisition (List Chronologically)	Number of ADS Purchased/ Acquired	Purchase/Acquisition Price per ADS	Total Purchase/Acquisition Price (excluding taxes, commissions, and fees)	Confirm Proof of Purchase/ Acquisition Enclosed	Teva Employee Stock Purchase Plan Purchase	Were the shares purchased in or traceable to the December 3, 2015 through January 6, 2016 ADS Offering?
10/3/17	1500	18.82	28267.45	☑	☐	☐
10/5/17	200	15.67	3140.15	☑	☐	☐
10/23/17	50	14.58	734.32	☑	☐	☐
11/2/17	600	11.13	6728.45	☑	☐	☐
11/3/17	200	11.43	2292.93	☑	☐	☐

C. List all sales, including free deliveries, of Teva ADS from February 6, 2014, through February 16, 2022, inclusive (must be documented):

Date of Sale (List Chronologically) (Month/Day/Year	Number of ADS Sold	Sale Price per ADS	Total Sale Price (excluding taxes, commissions, and fees)	Confirm Proof of Sale Enclosed
10/16/17	200	14.85	2965.50	☑
10/17/17	100	14.68	1463.01	☑
10/19/17	100	14.65	1460.41	☑
10/24/17	100	14.39	1434.51	☑
10/25/17	100	14.16	1411.01	☑

[redacted]

SCHEDULE OF TRANSACTIONS IN TEVA ADS

A. State the number of shares of Teva ADS held at the opening of trading on February 6, 2014 (must be documented per Section II above): 0

B. List all purchases or acquisitions, including free receipts, of Teva ADS from February 6, 2014, through February 16, 2022, inclusive (must be documented), and use the checkbox provided to indicate any Teva ADS purchased in or traceable to the ADS Offering (as explained in Section II.6 above):

Date of Purchase/ Acquisition (List Chronologically)	Number of ADS Purchased/ Acquired	Purchase/Acquisition Price per ADS	Total Purchase/Acquisition Price (excluding taxes, commissions, and fees)	Confirm Proof of Purchase/ Acquisition Enclosed	Teva Employee Stock Purchase Plan Purchase	Were the shares purchased in or traceable to the December 3, 2015 through January 6, 2016 ADS Offering?
11/03/17	2800	11.43	32030.60	☑	☐	☐
11/03/17	3000	11.42	34294.65	☑	☐	☐
11/03/17	3000	11.27	33844.65	☑	☐	☐
11/06/17	1000	12.01	12009.95	☑	☐	☐
11/06/17	1000	12.27	12279.95	☑	☐	☐

C. List all sales, including free deliveries, of Teva ADS from February 6, 2014, through February 16, 2022, inclusive (must be documented):

Date of Sale (List Chronologically) (Month/Day/Year	Number of ADS Sold	Sale Price per ADS	Total Sale Price (excluding taxes, commissions, and fees)	Confirm Proof of Sale Enclosed
10/25/17	150	14.08	2107.75	☑
11/03/17	300	11.36	3407.92	☑
11/03/17	900	11.37	10227.81	☑
11/03/17	1000	11.01	11004.89	☑
11/03/17	1000	11.10	11095.79	☑

[redacted]

04-CA40053393
AG4334 v.05

SCHEDULE OF TRANSACTIONS IN TEVA ADS

A. State the number of shares of Teva ADS held at the opening of trading on February 6, 2014 (must be documented per Section II above):

0

B. List all purchases or acquisitions, including free receipts, of Teva ADS from February 6, 2014, through February 16, 2022, inclusive (must be documented), and use the checkbox provided to indicate any Teva ADS purchased in or traceable to the ADS Offering (as explained in Section II.6 above):

Date of Purchase/ Acquisition (List Chronologically)	Number of ADS Purchased/ Acquired	Purchase/Acquisition Price per ADS	Total Purchase/Acquisition Price (excluding taxes, commissions, and fees)	Confirm Proof of Purchase/ Acquisition Enclosed	Teva Employee Stock Purchase Plan Purchase	Were the shares purchased in or traceable to the December 3, 2015 through January 6, 2016 ADS Offering?
11/06/17	900	12.13	10917.00	☑	☐	☐
11/06/17	900	12.30	11070.00	☑	☐	☐
11/06/17	2600	12.51	32526.00	☑	☐	☐
11/06/17	3000	12.42	37264.95	☑	☐	☐
11/07/17	500	11.71	5863.10	☑	☐	☐

C. List all sales, including free deliveries, of Teva ADS from February 6, 2014, through February 16, 2022, inclusive (must be documented):

Date of Sale (List Chronologically) (Month/Day/Year	Number of ADS Sold	Sale Price per ADS	Total Sale Price (excluding taxes, commissions, and fees)	Confirm Proof of Sale Enclosed
11/06/17	200	12.14	2423.99	☑
11/06/17	800	12.14	9711.77	☑
11/06/17	1000	11.87	11864.77	☑
11/06/17	1000	12.16	12154.76	☑
11/06/17	1000	12.35	12345.76	☑

[redacted]

04-CA40053393
AG4334 v.05

SCHEDULE OF TRANSACTIONS IN TEVA ADS

A. State the number of shares of Teva ADS held at the opening of trading on February 6, 2014 (must be documented per Section II above): 0

B. List all purchases or acquisitions, including free receipts, of Teva ADS from February 6, 2014, through February 16, 2022, inclusive (must be documented), and use the checkbox provided to indicate any Teva ADS purchased in or traceable to the ADS Offering (as explained in Section II.6 above):

Date of Purchase/ Acquisition (List Chronologically)	Number of ADS Purchased/ Acquired	Purchase/Acquisition Price per ADS	Total Purchase/Acquisition Price (excluding taxes, commissions, and fees)	Confirm Proof of Purchase/ Acquisition Enclosed	Teva Employee Stock Purchase Plan Purchase	Were the shares purchased in or traceable to the December 3, 2015 through January 6, 2016 ADS Offering?
11/15/17	200	12.04	2413.95	✓		
11/15/17	342	11.88	4064.67	✓		
11/15/17	1100	11.88	13072.95	✓		
11/15/17	4800	12.05	57840.00	✓		
11/15/17	5000	12.32	61604.95	✓		

C. List all sales, including free deliveries, of Teva ADS from February 6, 2014, through February 16, 2022, inclusive (must be documented):

Date of Sale (List Chronologically) (Month/Day/Year	Number of ADS Sold	Sale Price per ADS	Total Sale Price (excluding taxes, commissions, and fees)	Confirm Proof of Sale Enclosed
11/06/17	1000	12.23	12224.76	✓
11/06/17	1000	12.12	12114.77	✓
11/06/17	1400	12.41	17375.64	✓
11/06/17	1600	12.41	19855.54	✓
11/06/17	3000	12.50	37494.18	✓

[redacted]

SCHEDULE OF TRANSACTIONS IN TEVA ADS

A. State the number of shares of Teva ADS held at the opening of trading on February 6, 2014 (must be documented per Section II above): 0

B. List all purchases or acquisitions, including free receipts, of Teva ADS from February 6, 2014, through February 16, 2022, inclusive (must be documented), and use the checkbox provided to indicate any Teva ADS purchased in or traceable to the ADS Offering (as explained in Section II.6 above):

Date of Purchase/ Acquisition (List Chronologically)	Number of ADS Purchased/ Acquired	Purchase/Acquisition Price per ADS	Total Purchase/Acquisition Price (excluding taxes, commissions, and fees)	Confirm Proof of Purchase/ Acquisition Enclosed	Teva Employee Stock Purchase Plan Purchase	Were the shares purchased in or traceable to the December 3, 2015 through January 6, 2016 ADS Offering?
11/5/17	5558	11.89	66084.62	☑	☐	☐
11/7/17	100	13.65	1370.45	☑	☐	☐
11/7/17	300	13.74	4126.95	☑	☐	☐
11/7/17	700	13.75	9625.00	☑	☐	☐
11/7/17	900	13.66	12294.00	☑	☐	☐

C. List all sales, including free deliveries, of Teva ADS from February 6, 2014, through February 16, 2022, inclusive (must be documented):

Date of Sale (List Chronologically) (Month/Day/Year	Number of ADS Sold	Sale Price per ADS	Total Sale Price (excluding taxes, commissions, and fees)	Confirm Proof of Sale Enclosed
11/07/17	500	11.71	5849.91	☑
11/07/17	1000	11.89	11884.77	☑
11/07/17	1000	11.96	11954.77	☑
11/07/17	2000	11.83	23654.50	☑
11/5/17	5000	11.85	59243.08	☑

[redacted]

04-CA40053393
AG4334 v.05

SCHEDULE OF TRANSACTIONS IN TEVA ADS

A. State the number of shares of Teva ADS held at the opening of trading on February 6, 2014 (must be documented per Section II above): 0

B. List all purchases or acquisitions, including free receipts, of Teva ADS from February 6, 2014, through February 16, 2022, inclusive (must be documented), and use the checkbox provided to indicate any Teva ADS purchased in or traceable to the ADS Offering (as explained in Section II.6 above):

Date of Purchase/ Acquisition (List Chronologically)	Number of ADS Purchased/ Acquired	Purchase/Acquisition Price per ADS	Total Purchase/Acquisition Price (excluding taxes, commissions, and fees)	Confirm Proof of Purchase/ Acquisition Enclosed	Teva Employee Stock Purchase Plan Purchase	Were the shares purchased in or traceable to the December 3, 2015 through January 6, 2016 ADS Offering?
11/17/17	1000	13.21	13214.95	☑	☐	☐
11/17/17	1000	13.81	13814.95	☑	☐	☐
11/21/17	1000	13.14	13151.15	☑	☐	☐
11/22/17	1000	13.61	13619.95	☑	☐	☐
11/30/17	100	14.79	1484.55	☑	☐	☐

C. List all sales, including free deliveries, of Teva ADS from February 6, 2014, through February 16, 2022, inclusive (must be documented):

Date of Sale (List Chronologically) (Month/Day/Year	Number of ADS Sold	Sale Price per ADS	Total Sale Price (excluding taxes, commissions, and fees)	Confirm Proof of Sale Enclosed
11/15/17	5000	12.01	60043.06	☑
11/17/17	1000	12.95	12944.63	☑
11/17/17	1000	13.41	13404.62	☑
11/17/17	1000	13.64	13634.61	☑
11/17/17	1000	13.40	13394.62	☐

[redacted]

SCHEDULE OF TRANSACTIONS IN TEVA ADS

A. State the number of shares of Teva ADS held at the opening of trading on February 6, 2014 (must be documented per Section II above): 0

B. List all purchases or acquisitions, including free receipts, of Teva ADS from February 6, 2014, through February 16, 2022, inclusive (must be documented), and use the checkbox provided to indicate any Teva ADS purchased in or traceable to the ADS Offering (as explained in Section II.6 above):

Date of Purchase/ Acquisition (List Chronologically)	Number of ADS Purchased/ Acquired	Purchase/Acquisition Price per ADS	Total Purchase/Acquisition Price (excluding taxes, commissions, and fees)	Confirm Proof of Purchase/ Acquisition Enclosed	Teva Employee Stock Purchase Plan Purchase	Were the shares purchased in or traceable to the December 3, 2015 through January 6, 2016 ADS Offering?
12/13/17	30	15.73	476.85	✓		
12/13/17	100	15.74	1579.85	✓		
12/13/17	100	15.75	1580.45	✓		
12/13/17	100	15.74	1579.55	✓		
12/13/17	100	15.73	1578.55	✓		

C. List all sales, including free deliveries, of Teva ADS from February 6, 2014, through February 16, 2022, inclusive (must be documented):

Date of Sale (List Chronologically) (Month/Day/Year	Number of ADS Sold	Sale Price per ADS	Total Sale Price (excluding taxes, commissions, and fees)	Confirm Proof of Sale Enclosed
11/17/17	1000	13.72	13715.61	✓
11/17/17	1000	13.49	13484.61	✓
11/17/17	1000	13.80	13794.61	✓
11/20/17	300	13.57	4067.41	✓
11/20/17	700	13.57	9499.40	✓

[redacted]

04-CA40053393
AG4334 v.05

SCHEDULE OF TRANSACTIONS IN TEVA ADS

A. State the number of shares of Teva ADS held at the opening of trading on February 6, 2014 (must be documented per Section II above): 0

B. List all purchases or acquisitions, including free receipts, of Teva ADS from February 6, 2014, through February 16, 2022, inclusive (must be documented), and use the checkbox provided to indicate any Teva ADS purchased in or traceable to the ADS Offering (as explained in Section II.6 above):

Date of Purchase/ Acquisition (List Chronologically)	Number of ADS Purchased/ Acquired	Purchase/Acquisition Price per ADS	Total Purchase/Acquisition Price (excluding taxes, commissions, and fees)	Confirm Proof of Purchase/ Acquisition Enclosed	Teva Employee Stock Purchase Plan Purchase	Were the shares purchased in or traceable to the December 3, 2015 through January 6, 2016 ADS Offering?
12/4/17	3870	18.86	73018.15	☑	☐	☐
12/9/17	100	17.86	1791.45	☑	☐	☐
12/9/17	100	18.15	1820.45	☑	☐	☐
12/9/17	900	17.87	16083.00	☑	☐	☐
12/9/17	900	18.16	16344.00	☑	☐	☐

C. List all sales, including free deliveries, of Teva ADS from February 6, 2014, through February 16, 2022, inclusive (must be documented):

Date of Sale (List Chronologically) (Month/Day/Year	Number of ADS Sold	Sale Price per ADS	Total Sale Price (excluding taxes, commissions, and fees)	Confirm Proof of Sale Enclosed
11/20/17	1000	13.80	13794.61	☑
11/20/17	1000	13.69	13684.61	☑
11/20/17	1000	13.63	13624.61	☑
11/22/17	1000	13.64	13634.61	☑
12/6/17	100	14.67	1462.00	☑

[redacted]

SCHEDULE OF TRANSACTIONS IN TEVA ADS

A. State the number of shares of Teva ADS held at the opening of trading on February 6, 2014 (must be documented per Section II above): 0

B. List all purchases or acquisitions, including free receipts, of Teva ADS from February 6, 2014, through February 16, 2022, inclusive (must be documented), and use the checkbox provided to indicate any Teva ADS purchased in or traceable to the ADS Offering (as explained in Section II.6 above):

Date of Purchase/ Acquisition (List Chronologically)	Number of ADS Purchased/ Acquired	Purchase/Acquisition Price per ADS	Total Purchase/Acquisition Price (excluding taxes, commissions, and fees)	Confirm Proof of Purchase/ Acquisition Enclosed	Teva Employee Stock Purchase Plan Purchase	Were the shares purchased in or traceable to the December 3, 2015 through January 6, 2016 ADS Offering?
12/19/17	1000	18.12	18124.95	✓		
12/19/17	2000	17.92	35861.15	✓		
12/20/17	3000	17.40	52230.45	✓		
12/21/17	100	17.91	1795.95	✓		
12/21/17	900	17.92	16128.00	✓		

C. List all sales, including free deliveries, of Teva ADS from February 6, 2014, through February 16, 2022, inclusive (must be documented):

Date of Sale (List Chronologically) (Month/Day/Year	Number of ADS Sold	Sale Price per ADS	Total Sale Price (excluding taxes, commissions, and fees)	Confirm Proof of Sale Enclosed
12/19/17	300	18.35	5499.88	✓
12/19/17	1000	18.06	18054.51	✓
12/19/17	1000	17.76	17754.51	✓
12/19/17	1000	18.00	17995.51	✓
12/19/17	1000	18.15	18144.51	✓

[redacted]

SCHEDULE OF TRANSACTIONS IN TEVA ADS

A. State the number of shares of Teva ADS held at the opening of trading on February 6, 2014 (must be documented per Section II above): 0

B. List all purchases or acquisitions, including free receipts, of Teva ADS from February 6, 2014, through February 16, 2022, inclusive (must be documented), and use the checkbox provided to indicate any Teva ADS purchased in or traceable to the ADS Offering (as explained in Section II.6 above):

Date of Purchase/ Acquisition (List Chronologically)	Number of ADS Purchased/ Acquired	Purchase/Acquisition Price per ADS	Total Purchase/Acquisition Price (excluding taxes, commissions, and fees)	Confirm Proof of Purchase/ Acquisition Enclosed	Teva Employee Stock Purchase Plan Purchase	Were the shares purchased in or traceable to the December 3, 2015 through January 6, 2016 ADS Offering?
12/21/17	1000	17.65	17654.95	☑	☐	☐
12/21/17	1000	18.15	18154.95	☑	☐	☐
01/11/18	1600	21.27	34072.03	☑	☐	☐
01/22/18	50	20.98	1054.25	☑	☐	☐
01/22/18	50	20.99	1054.51	☑	☐	☐

C. List all sales, including free deliveries, of Teva ADS from February 6, 2014, through February 16, 2022, inclusive (must be documented):

Date of Sale (List Chronologically) (Month/Day/Year	Number of ADS Sold	Sale Price per ADS	Total Sale Price (excluding taxes, commissions, and fees)	Confirm Proof of Sale Enclosed
12/19/17	1000	17.90	17894.51	☑
12/20/17	1000	17.62	17615.52	☑
12/20/17	1000	17.69	17684.52	☑
12/20/17	1000	17.43	17424.52	☑
12/21/17	1000	17.50	17494.52	☑

[redacted]

04-CA40053393
AG4334 v.05

SCHEDULE OF TRANSACTIONS IN TEVA ADS

A. State the number of shares of Teva ADS held at the opening of trading on February 6, 2014 (must be documented per Section II above): 0

B. List all purchases or acquisitions, including free receipts, of Teva ADS from February 6, 2014, through February 16, 2022, inclusive (must be documented), and use the checkbox provided to indicate any Teva ADS purchased in or traceable to the ADS Offering (as explained in Section II.6 above):

Date of Purchase/ Acquisition (List Chronologically)	Number of ADS Purchased/ Acquired	Purchase/Acquisition Price per ADS	Total Purchase/Acquisition Price (excluding taxes, commissions, and fees)	Confirm Proof of Purchase/ Acquisition Enclosed	Teva Employee Stock Purchase Plan Purchase	Were the shares purchased in or traceable to the December 3, 2015 through January 6, 2016 ADS Offering?
01/25/18	50	21.15	1062.74	☑	☐	☐
01/25/18	50	21.15	1062.58	☑	☐	☐
02/02/18	100	20.63	2068.57	☑	☐	☐
02/15/18	1060	21.12	22422.45	☑	☐	☐
03/02/18	100	19.20	1924.95	☑	☐	☐

C. List all sales, including free deliveries, of Teva ADS from February 6, 2014, through February 16, 2022, inclusive (must be documented):

Date of Sale (List Chronologically) (Month/Day/Year	Number of ADS Sold	Sale Price per ADS	Total Sale Price (excluding taxes, commissions, and fees)	Confirm Proof of Sale Enclosed
12/21/17	1000	17.71	17709.52	☑
12/21/17	1000	17.91	17904.51	☑
12/21/17	2000	18.10	36203.97	☑
02/09/18	100	18.39	1833.99	☑
02/09/18	100	18.25	1820.09	☑
[redacted]				

04-CA40053393
AG4334 v.05

SCHEDULE OF TRANSACTIONS IN TEVA ADS

A. State the number of shares of Teva ADS held at the opening of trading on February 6, 2014 (must be documented per Section II above): 0

B. List all purchases or acquisitions, including free receipts, of Teva ADS from February 6, 2014, through February 16, 2022, inclusive (must be documented), and use the checkbox provided to indicate any Teva ADS purchased in or traceable to the ADS Offering (as explained in Section II.6 above):

Date of Purchase/ Acquisition (List Chronologically)	Number of ADS Purchased/ Acquired	Purchase/Acquisition Price per ADS	Total Purchase/Acquisition Price (excluding taxes, commissions, and fees)	Confirm Proof of Purchase/ Acquisition Enclosed	Teva Employee Stock Purchase Plan Purchase	Were the shares purchased in or traceable to the December 3, 2015 through January 6, 2016 ADS Offering?
03/05/18	100	19.23	1927.95	✓	☐	☐
03/09/18	100	19.17	1922.85	✓	☐	☐
04/04/18	400	17.27	6914.95	✓	☐	☐
04/05/18	100	17.36	1741.57	✓	☐	☐
04/05/18	200	17.34	3473.95	✓	☐	☐

C. List all sales, including free deliveries, of Teva ADS from February 6, 2014, through February 16, 2022, inclusive (must be documented):

Date of Sale (List Chronologically) (Month/Day/Year	Number of ADS Sold	Sale Price per ADS	Total Sale Price (excluding taxes, commissions, and fees)	Confirm Proof of Sale Enclosed
02/12/18	100	18.78	1872.99	✓
02/14/18	100	18.44	1838.99	✓
02/21/18	100	19.96	1990.99	✓
02/22/18	60	20.00	1195.01	✓
02/28/18	100	19.11	1905.99	✓

[redacted]

SCHEDULE OF TRANSACTIONS IN TEVA ADS

A. State the number of shares of Teva ADS held at the opening of trading on February 6, 2014 (must be documented per Section II above): 0

B. List all purchases or acquisitions, including free receipts, of Teva ADS from February 6, 2014, through February 16, 2022, inclusive (must be documented), and use the checkbox provided to indicate any Teva ADS purchased in or traceable to the ADS Offering (as explained in Section II.6 above):

Date of Purchase/ Acquisition (List Chronologically)	Number of ADS Purchased/ Acquired	Purchase/Acquisition Price per ADS	Total Purchase/Acquisition Price (excluding taxes, commissions, and fees)	Confirm Proof of Purchase/ Acquisition Enclosed	Teva Employee Stock Purchase Plan Purchase	Were the shares purchased in or traceable to the December 3, 2015 through January 6, 2016 ADS Offering?
04/09/18	300	17.25	5181.81	☑	☐	☐
04/10/18	200	17.85	3575.95	☑	☐	☐
04/20/18	100	17.79	1784.57	☑	☐	☐
06/08/18	100	23.11	2316.54	☑	☐	☐
06/12/18	50	24.40	1224.95	☑	☐	☐

C. List all sales, including free deliveries, of Teva ADS from February 6, 2014, through February 16, 2022, inclusive (must be documented):

Date of Sale (List Chronologically) (Month/Day/Year	Number of ADS Sold	Sale Price per ADS	Total Sale Price (excluding taxes, commissions, and fees)	Confirm Proof of Sale Enclosed
03/01/18	100	18.64	1858.99	☑
03/15/18	100	18.36	1830.99	☑
03/15/18	100	18.20	1814.99	☑
03/15/18	100	17.98	1792.99	☑
03/20/18	100	17.59	1753.99	☑

[redacted]

SCHEDULE OF TRANSACTIONS IN TEVA ADS

A. State the number of shares of Teva ADS held at the opening of trading on February 6, 2014 (must be documented per Section II above): 0

B. List all purchases or acquisitions, including free receipts, of Teva ADS from February 6, 2014, through February 16, 2022, inclusive (must be documented), and use the checkbox provided to indicate any Teva ADS purchased in or traceable to the ADS Offering (as explained in Section II.6 above):

Date of Purchase/ Acquisition (List Chronologically)	Number of ADS Purchased/ Acquired	Purchase/Acquisition Price per ADS	Total Purchase/Acquisition Price (excluding taxes, commissions, and fees)	Confirm Proof of Purchase/ Acquisition Enclosed	Teva Employee Stock Purchase Plan Purchase	Were the shares purchased in or traceable to the December 3, 2015 through January 6, 2016 ADS Offering?
06/12/18	150	24.20	3634.95	☑	☐	☐
06/18/18	10	23.87	243.72	☑	☐	☐
06/18/18	10	24.12	246.22	☑	☐	☐
06/18/18	10	24.05	245.52	☑	☐	☐
06/18/18	10	24.03	245.32	☑	☐	☐

C. List all sales, including free deliveries, of Teva ADS from February 6, 2014, through February 16, 2022, inclusive (must be documented):

Date of Sale (List Chronologically) (Month/Day/Year	Number of ADS Sold	Sale Price per ADS	Total Sale Price (excluding taxes, commissions, and fees)	Confirm Proof of Sale Enclosed
03/20/18	100	17.74	1768.99	☑
03/20/18	100	17.27	1722.01	☑
03/23/18	100	17.10	1705.00	☑
03/26/18	100	16.62	1657.50	☑
04/02/18	100	16.65	1660.00	☑

[redacted]

04-CA40053393
AG4334 v.05

SCHEDULE OF TRANSACTIONS IN TEVA ADS

A. State the number of shares of Teva ADS held at the opening of trading on February 6, 2014 (must be documented per Section II above): 0

B. List all purchases or acquisitions, including free receipts, of Teva ADS from February 6, 2014, through February 16, 2022, inclusive (must be documented), and use the checkbox provided to indicate any Teva ADS purchased in or traceable to the ADS Offering (as explained in Section II.6 above):

Date of Purchase/ Acquisition (List Chronologically)	Number of ADS Purchased/ Acquired	Purchase/Acquisition Price per ADS	Total Purchase/Acquisition Price (excluding taxes, commissions, and fees)	Confirm Proof of Purchase/ Acquisition Enclosed	Teva Employee Stock Purchase Plan Purchase	Were the shares purchased in or traceable to the December 3, 2015 through January 6, 2016 ADS Offering?
06/18/18	10	24.15	246.52	☑	☐	☐
06/18/18	10	24.21	247.15	☑	☐	☐
06/22/18	100	24.04	2409.94	☑	☐	☐
06/28/18	80	24.75	1984.95	☑	☐	☐
07/03/18	150	24.94	3746.88	☑	☐	☐

C. List all sales, including free deliveries, of Teva ADS from February 6, 2014, through February 16, 2022, inclusive (must be documented):

Date of Sale (List Chronologically) (Month/Day/Year	Number of ADS Sold	Sale Price per ADS	Total Sale Price (excluding taxes, commissions, and fees)	Confirm Proof of Sale Enclosed
04/06/18	100	16.83	1678.00	☑
04/06/18	100	16.90	1685.50	☑
04/19/18	100	17.42	1736.99	☑
06/26/18	40	23.25	925.03	☑
		.	.	☐

[redacted]

04-CA40053393
AG4334 v.05

SCHEDULE OF TRANSACTIONS IN TEVA ADS

A. State the number of shares of Teva ADS held at the opening of trading on February 6, 2014 (must be documented per Section II above): 0

B. List all purchases or acquisitions, including free receipts, of Teva ADS from February 6, 2014, through February 16, 2022, inclusive (must be documented), and use the checkbox provided to indicate any Teva ADS purchased in or traceable to the ADS Offering (as explained in Section II.6 above):

Date of Purchase/ Acquisition (List Chronologically)	Number of ADS Purchased/ Acquired	Purchase/Acquisition Price per ADS	Total Purchase/Acquisition Price (excluding taxes, commissions, and fees)	Confirm Proof of Purchase/ Acquisition Enclosed	Teva Employee Stock Purchase Plan Purchase	Were the shares purchased in or traceable to the December 3, 2015 through January 6, 2016 ADS Offering?
07/09/18	50	24.03	1206.82	☑	☐	☐
07/20/18	5	23.02	120.09	☑	☐	☐
07/20/18	15	23.02	350.36	☑	☐	☐
07/30/18	100	23.71	2375.95	☑	☐	☐
08/01/18	240	23.91	5744.84	☑	☐	☐

C. List all sales, including free deliveries, of Teva ADS from February 6, 2014, through February 16, 2022, inclusive (must be documented):

Date of Sale (List Chronologically) (Month/Day/Year	Number of ADS Sold	Sale Price per ADS	Total Sale Price (excluding taxes, commissions, and fees)	Confirm Proof of Sale Enclosed
				☐
				☐
				☐
				☐
				☐

[redacted]

04-CA40053393
AG4334 v.05

SCHEDULE OF TRANSACTIONS IN TEVA ADS

A. State the number of shares of Teva ADS held at the opening of trading on February 6, 2014 (must be documented per Section II above): 0

B. List all purchases or acquisitions, including free receipts, of Teva ADS from February 6, 2014, through February 16, 2022, inclusive (must be documented), and use the checkbox provided to indicate any Teva ADS purchased in or traceable to the ADS Offering (as explained in Section II.6 above):

Date of Purchase/ Acquisition (List Chronologically)	Number of ADS Purchased/ Acquired	Purchase/Acquisition Price per ADS	Total Purchase/Acquisition Price (excluding taxes, commissions, and fees)	Confirm Proof of Purchase/ Acquisition Enclosed	Teva Employee Stock Purchase Plan Purchase	Were the shares purchased in or traceable to the December 3, 2015 through January 6, 2016 ADS Offering?
08/07/18	20	23.20	469.10	☑	☐	☐
08/20/18	20	25.47	514.48	☑	☐	☐
08/21/18	100	25.34	2539.59	☑	☐	☐
09/04/18	20	22.59	456.87	☑	☐	☐
09/04/18	180	22.62	4077.74	☑	☐	☐

C. List all sales, including free deliveries, of Teva ADS from February 6, 2014, through February 16, 2022, inclusive (must be documented):

Date of Sale (List Chronologically) (Month/Day/Year	Number of ADS Sold	Sale Price per ADS	Total Sale Price (excluding taxes, commissions, and fees)	Confirm Proof of Sale Enclosed
				☐
				☐
				☐
				☐
				☐

[redacted]

E*TRADE

E*TRADE Securities
Investment Account

[redacted]

Statement Period : September 1, 2017 - September 30, 2017

Account Type: JOINT

SECURITIES PURCHASED OR SOLD (Continued)

TRADE DATE	SETTLEMENT DATE	DESCRIPTION	SYMBOL/ CUSIP	TRANSACTION TYPE	QUANTITY	PRICE	AMOUNT PURCHASED	AMOUNT SOLD
[redacted]								
09/11/17 13:52	09/13/17	***TEVA PHARMACEUTICAL INDUSTRIES LIMITED ADR	TEVA	Bought	300	18.5306	5,559.18	
09/11/17 14:19	09/13/17	***TEVA PHARMACEUTICAL INDUSTRIES LIMITED ADR	TEVA	Bought	300	18.5638	5,574.09	
09/11/17 13:52	09/13/17	***TEVA PHARMACEUTICAL INDUSTRIES LIMITED ADR	TEVA	Bought	700	18.5300	12,975.95	
09/11/17 14:19	09/13/17	***TEVA PHARMACEUTICAL INDUSTRIES LIMITED ADR	TEVA	Bought	700	18.5664	12,996.48	
09/11/17 14:00	09/13/17	***TEVA PHARMACEUTICAL INDUSTRIES LIMITED ADR	TEVA	Bought	1,000	18.4357	18,440.65	
09/11/17 14:57	09/13/17	***TEVA PHARMACEUTICAL INDUSTRIES LIMITED ADR	TEVA	Sold	-100	18.5410		1,849.10
09/11/17 13:59	09/13/17	***TEVA PHARMACEUTICAL INDUSTRIES LIMITED ADR	TEVA	Sold	-196	18.4150		3,604.30
09/11/17 14:57	09/13/17	***TEVA PHARMACEUTICAL INDUSTRIES LIMITED ADR	TEVA	Sold	-400	18.5490		7,419.42
09/11/17 13:59	09/13/17	***TEVA PHARMACEUTICAL INDUSTRIES LIMITED ADR	TEVA	Sold	-804	18.4100		14,801.29
09/11/17 14:57	09/13/17	***TEVA PHARMACEUTICAL INDUSTRIES LIMITED ADR	TEVA	Sold	-1,500	18.5401		27,809.50
[redacted]								

E*TRADE

E*TRADE Securities
Investment Account

[redacted]

Statement Period : September 1, 2017 - September 30, 2017

Account Type: JOINT

SECURITIES PURCHASED OR SOLD (Continued)

TRADE DATE	SETTLEMENT DATE	DESCRIPTION	SYMBOL/ CUSIP	TRANSACTION TYPE	QUANTITY	PRICE	AMOUNT PURCHASED	AMOUNT SOLD
[redacted]								
09/15/17 12:16	09/19/17	***TEVA PHARMACEUTICAL INDUSTRIES LIMITED ADR	TEVA	Bought	200	17.9060	3,586.15	
09/15/17 12:16	09/19/17	***TEVA PHARMACEUTICAL INDUSTRIES LIMITED ADR	TEVA	Bought	800	17.9064	14,325.12	
09/15/17 11:08	09/19/17	***TEVA PHARMACEUTICAL INDUSTRIES LIMITED ADR	TEVA	Bought	1,000	18.1464	18,151.35	
09/15/17 11:32	09/19/17	***TEVA PHARMACEUTICAL INDUSTRIES LIMITED ADR	TEVA	Bought	1,000	17.9762	17,981.15	
09/15/17 14:32	09/19/17	***TEVA PHARMACEUTICAL INDUSTRIES LIMITED ADR	TEVA	Bought	1,000	17.9700	17,974.95	

E*TRADE

E*TRADE Securities
Investment Account

[redacted]

Statement Period : September 1, 2017 - September 30, 2017

Account Type: JOINT

SECURITIES PURCHASED OR SOLD (Continued)

TRADE DATE	SETTLEMENT DATE	DESCRIPTION	SYMBOL/ CUSIP	TRANSACTION TYPE	QUANTITY	PRICE	AMOUNT PURCHASED	AMOUNT SOLD
09/15/17 11:22	09/19/17	***TEVA PHARMACEUTICAL INDUSTRIES LIMITED ADR	TEVA	Sold	-200	18.0450		3,603.96
09/15/17 11:22	09/19/17	***TEVA PHARMACEUTICAL INDUSTRIES LIMITED ADR	TEVA	Sold	-800	18.0400		14,431.66
09/15/17 15:57	09/19/17	***TEVA PHARMACEUTICAL INDUSTRIES LIMITED ADR	TEVA	Sold	-3,000	18.0910		54,266.79
09/18/17 13:00	09/20/17	***TEVA PHARMACEUTICAL INDUSTRIES LIMITED ADR	TEVA	Bought	111	17.3000	1,920.30	
09/18/17 14:02	09/20/17	***TEVA PHARMACEUTICAL INDUSTRIES LIMITED ADR	TEVA	Bought	200	16.9450	3,393.95	
09/18/17 14:24	09/20/17	***TEVA PHARMACEUTICAL INDUSTRIES LIMITED ADR	TEVA	Bought	200	16.9163	3,388.21	
09/18/17 14:37	09/20/17	***TEVA PHARMACEUTICAL INDUSTRIES LIMITED ADR	TEVA	Bought	200	16.9750	3,399.95	
09/18/17 14:07	09/20/17	***TEVA PHARMACEUTICAL INDUSTRIES LIMITED ADR	TEVA	Bought	300	16.9360	5,085.75	
09/18/17 14:24	09/20/17	***TEVA PHARMACEUTICAL INDUSTRIES LIMITED ADR	TEVA	Bought	300	16.8960	5,073.75	
09/18/17 14:25	09/20/17	***TEVA PHARMACEUTICAL INDUSTRIES LIMITED ADR	TEVA	Bought	300	16.8761	5,067.78	
09/18/17 14:33	09/20/17	***TEVA PHARMACEUTICAL INDUSTRIES LIMITED ADR	TEVA	Bought	300	16.9450	5,088.45	
09/18/17 10:48	09/20/17	***TEVA PHARMACEUTICAL INDUSTRIES LIMITED ADR	TEVA	Bought	400	17.6750	7,074.95	
09/18/17 13:20	09/20/17	***TEVA PHARMACEUTICAL INDUSTRIES LIMITED ADR	TEVA	Bought	400	17.1399	6,855.96	
09/18/17 13:00	09/20/17	***TEVA PHARMACEUTICAL INDUSTRIES LIMITED ADR	TEVA	Bought	493	17.2900	8,523.97	
09/18/17 13:17	09/20/17	***TEVA PHARMACEUTICAL INDUSTRIES LIMITED ADR	TEVA	Bought	800	17.2399	13,796.87	
09/18/17 09:04	09/20/17	***TEVA PHARMACEUTICAL INDUSTRIES LIMITED ADR	TEVA	Bought	1,000	18.2300	18,239.95	
09/18/17 09:31	09/20/17	***TEVA PHARMACEUTICAL INDUSTRIES LIMITED ADR	TEVA	Bought	1,000	18.1123	18,117.25	
09/18/17 09:50	09/20/17	***TEVA PHARMACEUTICAL INDUSTRIES LIMITED ADR	TEVA	Bought	1,000	17.9462	17,951.15	
09/18/17 09:57	09/20/17	***TEVA PHARMACEUTICAL INDUSTRIES LIMITED ADR	TEVA	Bought	1,000	17.8099	17,814.85	
09/18/17 10:48	09/20/17	***TEVA PHARMACEUTICAL INDUSTRIES LIMITED ADR	TEVA	Bought	1,000	17.6790	17,679.00	
09/18/17 13:00	09/20/17	***TEVA PHARMACEUTICAL INDUSTRIES LIMITED ADR	TEVA	Bought	1,966	17.2892	33,995.52	

E*TRADE

E*TRADE Securities
Investment Account

[redacted]

Statement Period : September 1, 2017 - September 30, 2017

Account Type: JOINT

SECURITIES PURCHASED OR SOLD (Continued)

TRADE DATE	SETTLEMENT DATE	DESCRIPTION	SYMBOL/ CUSIP	TRANSACTION TYPE	QUANTITY	PRICE	AMOUNT PURCHASED	AMOUNT SOLD
09/18/17 09:38	09/20/17	***TEVA PHARMACEUTICAL INDUSTRIES LIMITED ADR	TEVA	Bought	2,000	17.9579	35,920.75	
09/18/17 13:00	09/20/17	***TEVA PHARMACEUTICAL INDUSTRIES LIMITED ADR	TEVA	Bought	2,430	17.2899	42,014.46	
09/18/17 10:48	09/20/17	***TEVA PHARMACEUTICAL INDUSTRIES LIMITED ADR	TEVA	Bought	3,600	17.6799	63,647.64	
09/18/17 14:01	09/20/17	***TEVA PHARMACEUTICAL INDUSTRIES LIMITED ADR	TEVA	Bought	3,800	16.9742	64,506.91	
09/18/17 13:20	09/20/17	***TEVA PHARMACEUTICAL INDUSTRIES LIMITED ADR	TEVA	Bought	4,100	17.1350	70,258.45	
09/18/17 13:17	09/20/17	***TEVA PHARMACEUTICAL INDUSTRIES LIMITED ADR	TEVA	Bought	4,200	17.2400	72,408.00	
09/18/17 12:52	09/20/17	***TEVA PHARMACEUTICAL INDUSTRIES LIMITED ADR	TEVA	Bought	5,500	17.3269	95,302.90	
09/18/17 10:57	09/20/17	***TEVA PHARMACEUTICAL INDUSTRIES LIMITED ADR	TEVA	Bought	6,000	17.5590	105,358.95	
09/18/17 12:40	09/20/17	***TEVA PHARMACEUTICAL INDUSTRIES LIMITED ADR	TEVA	Bought	6,000	17.3793	104,280.75	
09/18/17 09:36	09/20/17	***TEVA PHARMACEUTICAL INDUSTRIES LIMITED ADR	TEVA	Sold	-100	17.9050		1,785.50
09/18/17 10:57	09/20/17	***TEVA PHARMACEUTICAL INDUSTRIES LIMITED ADR	TEVA	Sold	-100	17.5550		1,750.50
09/18/17 10:41	09/20/17	***TEVA PHARMACEUTICAL INDUSTRIES LIMITED ADR	TEVA	Sold	-300	17.6550		5,291.42
09/18/17 09:36	09/20/17	***TEVA PHARMACEUTICAL INDUSTRIES LIMITED ADR	TEVA	Sold	-1,900	17.9000		34,009.21
09/18/17 10:41	09/20/17	***TEVA PHARMACEUTICAL INDUSTRIES LIMITED ADR	TEVA	Sold	-3,700	17.6500		65,303.49
09/18/17 14:00	09/20/17	***TEVA PHARMACEUTICAL INDUSTRIES LIMITED ADR	TEVA	Sold	-4,500	16.9900		76,448.28
09/18/17 10:57	09/20/17	***TEVA PHARMACEUTICAL INDUSTRIES LIMITED ADR	TEVA	Sold	-4,900	17.5500		85,993.01
09/18/17 13:16	09/20/17	***TEVA PHARMACEUTICAL INDUSTRIES LIMITED ADR	TEVA	Sold	-5,000	17.2000		85,993.06
09/18/17 13:19	09/20/17	***TEVA PHARMACEUTICAL INDUSTRIES LIMITED ADR	TEVA	Sold	-5,000	17.1532		85,759.06
09/18/17 12:59	09/20/17	***TEVA PHARMACEUTICAL INDUSTRIES LIMITED ADR	TEVA	Sold	-5,500	17.2559		94,900.30
09/18/17 12:40	09/20/17	***TEVA PHARMACEUTICAL INDUSTRIES LIMITED ADR	TEVA	Sold	-6,000	17.3500		104,092.64
09/18/17 12:51	09/20/17	***TEVA PHARMACEUTICAL INDUSTRIES LIMITED ADR	TEVA	Sold	-6,000	17.3000		103,792.65

E*TRADE

E*TRADE Securities
Investment Account

[redacted]

Statement Period : September 1, 2017 - September 30, 2017

Account Type: JOINT

SECURITIES PURCHASED OR SOLD (Continued)

TRADE DATE	SETTLEMENT DATE	DESCRIPTION	SYMBOL/ CUSIP	TRANSACTION TYPE	QUANTITY	PRICE	AMOUNT PURCHASED	AMOUNT SOLD
09/18/17 15:25	09/20/17	***TEVA PHARMACEUTICAL INDUSTRIES LIMITED ADR SHORT.	TEVA	Sold	-400	16.9850		6,788.89
09/18/17 15:23	09/20/17	***TEVA PHARMACEUTICAL INDUSTRIES LIMITED ADR SHORT.	TEVA	Sold	-1,000	16.9450		16,939.65
09/18/17 15:23	09/20/17	***TEVA PHARMACEUTICAL INDUSTRIES LIMITED ADR SHORT.	TEVA	Sold	-4,000	16.9400		67,753.48
09/19/17 15:31	09/21/17	***TEVA PHARMACEUTICAL INDUSTRIES LIMITED ADR	TEVA	Sold	-4,300	17.1510		73,742.64
09/19/17 10:26	09/21/17	***TEVA PHARMACEUTICAL INDUSTRIES LIMITED ADR SHORT.	TEVA	Sold	-100	17.2900		1,724.01
09/19/17 09:50	09/21/17	***TEVA PHARMACEUTICAL INDUSTRIES LIMITED ADR SHORT.	TEVA	Sold	-400	17.2000		6,874.89
09/21/17 09:42	09/25/17	***TEVA PHARMACEUTICAL INDUSTRIES LIMITED ADR	TEVA	Sold	-100	17.0138		1,696.39
TOTAL SECURITIES ACTIVITY							**$1,618,031.12**	**$1,787,966.11**

[redacted]

E*TRADE

E*TRADE Platinum
Investment Account

[redacted]

Statement Period : October 1, 2017 - October 31, 2017

Account Type: JOINT

ACCOUNT HOLDINGS

CASH & CASH EQUIVALENTS (0.00% of Holdings)

DESCRIPTION	PORTFOLIO %	AMOUNT
TOTAL CASH & CASH EQUIVALENTS YTD INTEREST (CREDIT INTEREST ONLY)		$0.50

STOCKS, OPTIONS & EXCHANGE-TRADED FUNDS (0.00% of Holdings)

DESCRIPTION	SYMBOL/ CUSIP	ACCT TYPE	QUANTITY	PRICE	TOTAL MKT VALUE	PORTFOLIO (%)	EST. ANNUAL INCOME	EST. ANNUAL YIELD (%)
***TEVA PHARMACEUTICAL INDUSTRIES LIMITED ADR	TEVA	Margin		13.8000	0.00	0.00		

SECURITIES SOLD SHORT (100.00% of Holdings)

DESCRIPTION	SYMBOL/ CUSIP	ACCT TYPE	QUANTITY	PRICE	TOTAL MKT VALUE	PORTFOLIO (%)	EST. ANNUAL INCOME	EST. ANNUAL YIELD (%)
***TEVA PHARMACEUTICAL INDUSTRIES LIMITED ADR	TEVA	Margin	6,100	13.8000	-84,180.00	100.00	-5,728.00	6.80%
TOTAL SECURITIES SOLD SHORT					$-84,180.00	100.00%	$-5,728.00	6.80%
TOTAL PRICED PORTFOLIO HOLDINGS (ON 10/31/17)					$29,808.05			
TOTAL ESTIMATED ACCOUNT HOLDINGS ANNUAL INCOME					$-5,728.00			

TRANSACTION HISTORY

SECURITIES PURCHASED OR SOLD

TRADE DATE	SETTLEMENT DATE	DESCRIPTION	SYMBOL/ CUSIP	TRANSACTION TYPE	QUANTITY	PRICE	AMOUNT PURCHASED	AMOUNT SOLD
10/03/17 15:43	10/05/17	***TEVA PHARMACEUTICAL INDUSTRIES LIMITED ADR COVER SHORT.	TEVA	Bought	100	18.7360	1,878.55	
10/03/17 15:56	10/05/17	***TEVA PHARMACEUTICAL INDUSTRIES LIMITED ADR COVER SHORT.	TEVA	Bought	100	18.7860	1,883.55	
10/03/17 15:57	10/05/17	***TEVA PHARMACEUTICAL INDUSTRIES LIMITED ADR COVER SHORT.	TEVA	Bought	100	18.7860	1,883.55	
10/03/17 16:52	10/05/17	***TEVA PHARMACEUTICAL INDUSTRIES LIMITED ADR COVER SHORT.	TEVA	Bought	1,500	18.8200	28,267.45	

E*TRADE

E*TRADE Platinum
Investment Account

[redacted]

Statement Period : October 1, 2017 - October 31, 2017

Account Type: JOINT

SECURITIES PURCHASED OR SOLD (Continued)

TRADE DATE	SETTLEMENT DATE	DESCRIPTION	SYMBOL/ CUSIP	TRANSACTION TYPE	QUANTITY	PRICE	AMOUNT PURCHASED	AMOUNT SOLD
10/04/17 09:36	10/06/17	***TEVA PHARMACEUTICAL INDUSTRIES LIMITED ADR SHORT.	TEVA	Sold	-44	16.5600		728.62
10/04/17 09:30	10/06/17	***TEVA PHARMACEUTICAL INDUSTRIES LIMITED ADR SHORT.	TEVA	Sold	-100	16.3700		1,632.01
10/04/17 11:12	10/06/17	***TEVA PHARMACEUTICAL INDUSTRIES LIMITED ADR SHORT.	TEVA	Sold	-100	16.0750		1,602.51
10/04/17 11:13	10/06/17	***TEVA PHARMACEUTICAL INDUSTRIES LIMITED ADR SHORT.	TEVA	Sold	-200	16.0701		3,208.99
10/04/17 09:31	10/06/17	***TEVA PHARMACEUTICAL INDUSTRIES LIMITED ADR SHORT.	TEVA	Sold	-300	16.4001		4,914.96
10/04/17 09:37	10/06/17	***TEVA PHARMACEUTICAL INDUSTRIES LIMITED ADR SHORT.	TEVA	Sold	-300	16.4001		4,914.96
10/04/17 09:36	10/06/17	***TEVA PHARMACEUTICAL INDUSTRIES LIMITED ADR SHORT.	TEVA	Sold	-456	16.5670		7,549.42
10/04/17 09:34	10/06/17	***TEVA PHARMACEUTICAL INDUSTRIES LIMITED ADR SHORT.	TEVA	Sold	-500	16.6701		8,329.90
10/05/17 15:50	10/10/17	***TEVA PHARMACEUTICAL INDUSTRIES LIMITED ADR COVER SHORT.	TEVA	Bought	200	15.6760	3,140.15	
10/13/17 09:30	10/17/17	***TEVA PHARMACEUTICAL INDUSTRIES LIMITED ADR	TEVA	Sold	-100	15.2011		1,515.12
10/13/17 09:36	10/17/17	***TEVA PHARMACEUTICAL INDUSTRIES LIMITED ADR	TEVA	Sold	-100	15.0040		1,495.41
10/13/17 09:30	10/17/17	***TEVA PHARMACEUTICAL INDUSTRIES LIMITED ADR	TEVA	Sold	-200	15.0900		3,012.98
10/13/17 09:32	10/17/17	***TEVA PHARMACEUTICAL INDUSTRIES LIMITED ADR	TEVA	Sold	-200	15.0540		3,005.78
10/16/17 11:47	10/18/17	***TEVA PHARMACEUTICAL INDUSTRIES LIMITED ADR	TEVA	Sold	-100	14.7639		1,471.40
10/16/17 10:08	10/18/17	***TEVA PHARMACEUTICAL INDUSTRIES LIMITED ADR	TEVA	Sold	-200	14.8526		2,965.50
10/17/17 11:41	10/19/17	***TEVA PHARMACEUTICAL INDUSTRIES LIMITED ADR	TEVA	Sold	-100	14.6800		1,463.01
10/19/17 09:39	10/23/17	***TEVA PHARMACEUTICAL INDUSTRIES LIMITED ADR	TEVA	Sold	-100	14.6540		1,460.41

E*TRADE

E*TRADE Platinum
Investment Account

[redacted]

Statement Period : October 1, 2017 - October 31, 2017

Account Type: JOINT

SECURITIES PURCHASED OR SOLD (Continued)

TRADE DATE	SETTLEMENT DATE	DESCRIPTION	SYMBOL/ CUSIP	TRANSACTION TYPE	QUANTITY	PRICE	AMOUNT PURCHASED	AMOUNT SOLD
10/23/17 15:46	10/25/17	***TEVA PHARMACEUTICAL INDUSTRIES LIMITED ADR COVER SHORT.	TEVA	Bought	50	14.5874	734.32	
10/24/17 12:36	10/26/17	***TEVA PHARMACEUTICAL INDUSTRIES LIMITED ADR	TEVA	Sold	-100	14.3950		1,434.51
10/25/17 09:34	10/27/17	***TEVA PHARMACEUTICAL INDUSTRIES LIMITED ADR SHORT.	TEVA	Sold	-100	14.1600		1,411.01
10/25/17 09:48	10/27/17	***TEVA PHARMACEUTICAL INDUSTRIES LIMITED ADR SHORT.	TEVA	Sold	-150	14.0850		2,107.75
TOTAL SECURITIES ACTIVITY							$37,787.57	$54,224.25

[redacted]

E*TRADE

E*TRADE Platinum
Investment Account

[redacted]

Statement Period : November 1, 2017 - November 30, 2017

Account Type: JOINT

ACCOUNT HOLDINGS

[redacted]

DESCRIPTION	SYMBOL/ CUSIP	ACCT TYPE	QUANTITY	PRICE	TOTAL MKT VALUE	PORTFOLIO (%)	EST. ANNUAL INCOME	EST. ANNUAL YIELD (%)
***TEVA PHARMACEUTICAL INDUSTRIES LIMITED ADR	TEVA	Margin	6,000	14.8200	-88,920.00	100.00	-4,332.00	4.87%
TOTAL SECURITIES SOLD SHORT					$-88,920.00	100.00%	$-4,332.00	4.87%
TOTAL PRICED PORTFOLIO HOLDINGS (ON 11/30/17)					$39,032.12			
TOTAL ESTIMATED ACCOUNT HOLDINGS ANNUAL INCOME					$-4,332.00			

TRANSACTION HISTORY

SECURITIES PURCHASED OR SOLD

TRADE DATE	SETTLEMENT DATE	DESCRIPTION	SYMBOL/ CUSIP	TRANSACTION TYPE	QUANTITY	PRICE	AMOUNT PURCHASED	AMOUNT SOLD
11/02/17 10:17	11/06/17	***TEVA PHARMACEUTICAL INDUSTRIES LIMITED ADR COVER SHORT.	TEVA	Bought	6,100	11.1350	67,928.45	
11/03/17 15:43	11/07/17	***TEVA PHARMACEUTICAL INDUSTRIES LIMITED ADR COVER SHORT.	TEVA	Bought	200	11.4399	2,292.93	
11/03/17 15:43	11/07/17	***TEVA PHARMACEUTICAL INDUSTRIES LIMITED ADR COVER SHORT.	TEVA	Bought	2,800	11.4395	32,030.60	
11/03/17 15:33	11/07/17	***TEVA PHARMACEUTICAL INDUSTRIES LIMITED ADR COVER SHORT.	TEVA	Bought	3,000	11.4299	34,294.65	
11/03/17 13:11	11/07/17	***TEVA PHARMACEUTICAL INDUSTRIES LIMITED ADR COVER SHORT.	TEVA	Bought	3,000	11.2799	33,844.65	
11/03/17 09:46	11/07/17	***TEVA PHARMACEUTICAL INDUSTRIES LIMITED ADR SHORT.	TEVA	Sold	-300	11.3600		3,407.92

E*TRADE

E*TRADE Platinum
Investment Account

[redacted]

Statement Period : November 1, 2017 - November 30, 2017

Account Type: JOINT

SECURITIES PURCHASED OR SOLD (Continued)

TRADE DATE	SETTLEMENT DATE	DESCRIPTION	SYMBOL/ CUSIP	TRANSACTION TYPE	QUANTITY	PRICE	AMOUNT PURCHASED	AMOUNT SOLD
11/03/17 09:46	11/07/17	***TEVA PHARMACEUTICAL INDUSTRIES LIMITED ADR SHORT.	TEVA	Sold	-900	11.3700		10,227.81
11/03/17 09:33	11/07/17	***TEVA PHARMACEUTICAL INDUSTRIES LIMITED ADR SHORT.	TEVA	Sold	-1,000	11.0101		11,004.89
11/03/17 09:36	11/07/17	***TEVA PHARMACEUTICAL INDUSTRIES LIMITED ADR SHORT.	TEVA	Sold	-1,000	11.1010		11,095.79
11/03/17 09:37	11/07/17	***TEVA PHARMACEUTICAL INDUSTRIES LIMITED ADR SHORT.	TEVA	Sold	-1,000	11.2301		11,224.89
11/03/17 09:46	11/07/17	***TEVA PHARMACEUTICAL INDUSTRIES LIMITED ADR SHORT.	TEVA	Sold	-1,800	11.3578		20,443.56
11/03/17 13:57	11/07/17	***TEVA PHARMACEUTICAL INDUSTRIES LIMITED ADR SHORT.	TEVA	Sold	-3,000	11.5701		34,704.54
11/06/17 09:33	11/08/17	***TEVA PHARMACEUTICAL INDUSTRIES LIMITED ADR	TEVA	Bought	1,000	12.0150	12,019.95	
11/06/17 10:16	11/08/17	***TEVA PHARMACEUTICAL INDUSTRIES LIMITED ADR	TEVA	Bought	1,000	12.2750	12,279.95	
11/06/17 09:35	11/08/17	***TEVA PHARMACEUTICAL INDUSTRIES LIMITED ADR	TEVA	Sold	-1,000	12.1038		12,098.57
11/06/17 10:46	11/08/17	***TEVA PHARMACEUTICAL INDUSTRIES LIMITED ADR	TEVA	Sold	-1,000	12.2000		12,194.76
11/06/17 10:04	11/08/17	***TEVA PHARMACEUTICAL INDUSTRIES LIMITED ADR COVER SHORT.	TEVA	Bought	100	12.1250	1,217.45	
11/06/17 10:51	11/08/17	***TEVA PHARMACEUTICAL INDUSTRIES LIMITED ADR COVER SHORT.	TEVA	Bought	100	12.2950	1,234.45	
11/06/17 10:16	11/08/17	***TEVA PHARMACEUTICAL INDUSTRIES LIMITED ADR COVER SHORT.	TEVA	Bought	200	12.2150	2,447.95	
11/06/17 15:21	11/08/17	***TEVA PHARMACEUTICAL INDUSTRIES LIMITED ADR COVER SHORT.	TEVA	Bought	400	12.5050	5,006.95	
11/06/17 10:16	11/08/17	***TEVA PHARMACEUTICAL INDUSTRIES LIMITED ADR COVER SHORT.	TEVA	Bought	800	12.2200	9,776.00	

E*TRADE

E*TRADE Platinum
Investment Account

[redacted]

Statement Period : November 1, 2017 - November 30, 2017

Account Type: JOINT

SECURITIES PURCHASED OR SOLD (Continued)

TRADE DATE	SETTLEMENT DATE	DESCRIPTION	SYMBOL/ CUSIP	TRANSACTION TYPE	QUANTITY	PRICE	AMOUNT PURCHASED	AMOUNT SOLD
11/06/17 10:04	11/08/17	***TEVA PHARMACEUTICAL INDUSTRIES LIMITED ADR COVER SHORT.	TEVA	Bought	900	12.1300	10,917.00	
11/06/17 10:51	11/08/17	***TEVA PHARMACEUTICAL INDUSTRIES LIMITED ADR COVER SHORT.	TEVA	Bought	900	12.3000	11,070.00	
11/06/17 15:21	11/08/17	***TEVA PHARMACEUTICAL INDUSTRIES LIMITED ADR COVER SHORT.	TEVA	Bought	2,600	12.5100	32,526.00	
11/06/17 13:48	11/08/17	***TEVA PHARMACEUTICAL INDUSTRIES LIMITED ADR COVER SHORT.	TEVA	Bought	3,000	12.4200	37,264.95	
11/06/17 10:04	11/08/17	***TEVA PHARMACEUTICAL INDUSTRIES LIMITED ADR SHORT.	TEVA	Sold	-200	12.1450		2,423.99
11/06/17 10:04	11/08/17	***TEVA PHARMACEUTICAL INDUSTRIES LIMITED ADR SHORT.	TEVA	Sold	-800	12.1400		9,711.77
11/06/17 09:45	11/08/17	***TEVA PHARMACEUTICAL INDUSTRIES LIMITED ADR SHORT.	TEVA	Sold	-1,000	11.8700		11,864.77
11/06/17 10:47	11/08/17	***TEVA PHARMACEUTICAL INDUSTRIES LIMITED ADR SHORT.	TEVA	Sold	-1,000	12.1600		12,154.76
11/06/17 11:11	11/08/17	***TEVA PHARMACEUTICAL INDUSTRIES LIMITED ADR SHORT.	TEVA	Sold	-1,000	12.3510		12,345.76
11/06/17 11:23	11/08/17	***TEVA PHARMACEUTICAL INDUSTRIES LIMITED ADR SHORT.	TEVA	Sold	-1,000	12.2300		12,224.76
11/06/17 11:28	11/08/17	***TEVA PHARMACEUTICAL INDUSTRIES LIMITED ADR SHORT.	TEVA	Sold	-1,000	12.1200		12,114.77
11/06/17 13:48	11/08/17	***TEVA PHARMACEUTICAL INDUSTRIES LIMITED ADR SHORT.	TEVA	Sold	-1,400	12.4150		17,375.64
11/06/17 13:48	11/08/17	***TEVA PHARMACEUTICAL INDUSTRIES LIMITED ADR SHORT.	TEVA	Sold	-1,600	12.4100		19,855.54
11/06/17 15:23	11/08/17	***TEVA PHARMACEUTICAL INDUSTRIES LIMITED ADR SHORT.	TEVA	Sold	-3,000	12.5000		37,494.18

E*TRADE

E*TRADE Platinum
Investment Account

[redacted]

Statement Period : November 1, 2017 - November 30, 2017

Account Type: JOINT

SECURITIES PURCHASED OR SOLD (Continued)

TRADE DATE	SETTLEMENT DATE	DESCRIPTION	SYMBOL/ CUSIP	TRANSACTION TYPE	QUANTITY	PRICE	AMOUNT PURCHASED	AMOUNT SOLD
11/07/17 10:40	11/09/17	***TEVA PHARMACEUTICAL INDUSTRIES LIMITED ADR COVER SHORT.	TEVA	Bought	500	11.7163	5,863.10	
11/07/17 10:39	11/09/17	***TEVA PHARMACEUTICAL INDUSTRIES LIMITED ADR SHORT.	TEVA	Sold	-500	11.7100		5,849.91
11/07/17 09:47	11/09/17	***TEVA PHARMACEUTICAL INDUSTRIES LIMITED ADR SHORT.	TEVA	Sold	-1,000	11.8900		11,884.77
11/07/17 10:01	11/09/17	***TEVA PHARMACEUTICAL INDUSTRIES LIMITED ADR SHORT.	TEVA	Sold	-1,000	11.9600		11,954.77
11/07/17 09:40	11/09/17	***TEVA PHARMACEUTICAL INDUSTRIES LIMITED ADR SHORT.	TEVA	Sold	-2,000	11.8300		23,654.50
11/15/17 10:36	11/17/17	***TEVA PHARMACEUTICAL INDUSTRIES LIMITED ADR COVER SHORT.	TEVA	Bought	200	12.0450	2,413.95	
11/15/17 10:17	11/17/17	***TEVA PHARMACEUTICAL INDUSTRIES LIMITED ADR COVER SHORT.	TEVA	Bought	342	11.8850	4,064.67	
11/15/17 10:17	11/17/17	***TEVA PHARMACEUTICAL INDUSTRIES LIMITED ADR COVER SHORT.	TEVA	Bought	1,100	11.8800	13,072.95	
11/15/17 10:36	11/17/17	***TEVA PHARMACEUTICAL INDUSTRIES LIMITED ADR COVER SHORT.	TEVA	Bought	4,800	12.0500	57,840.00	
11/15/17 10:57	11/17/17	***TEVA PHARMACEUTICAL INDUSTRIES LIMITED ADR COVER SHORT.	TEVA	Bought	5,000	12.3200	61,604.95	
11/15/17 10:17	11/17/17	***TEVA PHARMACEUTICAL INDUSTRIES LIMITED ADR COVER SHORT.	TEVA	Bought	5,558	11.8900	66,084.62	
11/15/17 10:18	11/17/17	***TEVA PHARMACEUTICAL INDUSTRIES LIMITED ADR SHORT.	TEVA	Sold	-5,000	11.8500		59,243.08
11/15/17 10:37	11/17/17	***TEVA PHARMACEUTICAL INDUSTRIES LIMITED ADR SHORT.	TEVA	Sold	-5,000	12.0100		60,043.06
11/17/17 10:04	11/21/17	***TEVA PHARMACEUTICAL INDUSTRIES LIMITED ADR COVER SHORT.	TEVA	Bought	100	13.6550	1,370.45	

E*TRADE

E*TRADE Platinum
Investment Account

[redacted]

Statement Period : November 1, 2017 - November 30, 2017

Account Type: JOINT

SECURITIES PURCHASED OR SOLD (Continued)

TRADE DATE	SETTLEMENT DATE	DESCRIPTION	SYMBOL/ CUSIP	TRANSACTION TYPE	QUANTITY	PRICE	AMOUNT PURCHASED	AMOUNT SOLD
11/17/17 11:55	11/21/17	***TEVA PHARMACEUTICAL INDUSTRIES LIMITED ADR COVER SHORT.	TEVA	Bought	300	13.7400	4,126.95	
11/17/17 11:55	11/21/17	***TEVA PHARMACEUTICAL INDUSTRIES LIMITED ADR COVER SHORT.	TEVA	Bought	700	13.7500	9,625.00	
11/17/17 10:04	11/21/17	***TEVA PHARMACEUTICAL INDUSTRIES LIMITED ADR COVER SHORT.	TEVA	Bought	900	13.6600	12,294.00	
11/17/17 09:55	11/21/17	***TEVA PHARMACEUTICAL INDUSTRIES LIMITED ADR COVER SHORT.	TEVA	Bought	1,000	13.2100	13,214.95	
11/17/17 14:16	11/21/17	***TEVA PHARMACEUTICAL INDUSTRIES LIMITED ADR COVER SHORT.	TEVA	Bought	1,000	13.8100	13,814.95	
11/17/17 09:37	11/21/17	***TEVA PHARMACEUTICAL INDUSTRIES LIMITED ADR SHORT.	TEVA	Sold	-1,000	12.9500		12,944.63
11/17/17 09:57	11/21/17	***TEVA PHARMACEUTICAL INDUSTRIES LIMITED ADR SHORT.	TEVA	Sold	-1,000	13.4100		13,404.62
11/17/17 10:05	11/21/17	***TEVA PHARMACEUTICAL INDUSTRIES LIMITED ADR SHORT.	TEVA	Sold	-1,000	13.6400		13,634.61
11/17/17 10:24	11/21/17	***TEVA PHARMACEUTICAL INDUSTRIES LIMITED ADR SHORT.	TEVA	Sold	-1,000	13.4000		13,394.62
11/17/17 12:04	11/21/17	***TEVA PHARMACEUTICAL INDUSTRIES LIMITED ADR SHORT.	TEVA	Sold	-1,000	13.7210		13,715.61
11/17/17 13:13	11/21/17	***TEVA PHARMACEUTICAL INDUSTRIES LIMITED ADR SHORT.	TEVA	Sold	-1,000	13.4900		13,484.61
11/17/17 14:16	11/21/17	***TEVA PHARMACEUTICAL INDUSTRIES LIMITED ADR SHORT.	TEVA	Sold	-1,000	13.8000		13,794.61
11/20/17 09:33	11/22/17	***TEVA PHARMACEUTICAL INDUSTRIES LIMITED ADR SHORT.	TEVA	Sold	-300	13.5750		4,067.41
11/20/17 09:33	11/22/17	***TEVA PHARMACEUTICAL INDUSTRIES LIMITED ADR SHORT.	TEVA	Sold	-700	13.5710		9,499.40

E*TRADE

E*TRADE Platinum
Investment Account

[redacted]

Statement Period : November 1, 2017 - November 30, 2017

Account Type: JOINT

SECURITIES PURCHASED OR SOLD (Continued)

TRADE DATE	SETTLEMENT DATE	DESCRIPTION	SYMBOL/ CUSIP	TRANSACTION TYPE	QUANTITY	PRICE	AMOUNT PURCHASED	AMOUNT SOLD
11/20/17 09:30	11/22/17	***TEVA PHARMACEUTICAL INDUSTRIES LIMITED ADR SHORT.	TEVA	Sold	-1,000	13.8000		13,794.61
11/20/17 09:31	11/22/17	***TEVA PHARMACEUTICAL INDUSTRIES LIMITED ADR SHORT.	TEVA	Sold	-1,000	13.6900		13,684.61
11/20/17 09:32	11/22/17	***TEVA PHARMACEUTICAL INDUSTRIES LIMITED ADR SHORT.	TEVA	Sold	-1,000	13.6300		13,624.61
11/21/17 10:38	11/24/17	***TEVA PHARMACEUTICAL INDUSTRIES LIMITED ADR COVER SHORT.	TEVA	Bought	1,000	13.1462	13,151.15	
11/22/17 10:01	11/27/17	***TEVA PHARMACEUTICAL INDUSTRIES LIMITED ADR COVER SHORT.	TEVA	Bought	1,000	13.6150	13,619.95	
11/22/17 09:59	11/27/17	***TEVA PHARMACEUTICAL INDUSTRIES LIMITED ADR SHORT.	TEVA	Sold	-1,000	13.6400		13,634.61
TOTAL SECURITIES ACTIVITY							$598,313.57	$609,277.32

UNSETTLED TRADES

TRADE DATE	SETTLEMENT DATE	DESCRIPTION	SYMBOL/ CUSIP	TRANSACTION TYPE	QUANTITY	PRICE	AMOUNT PURCHASED	AMOUNT SOLD
11/30/17		***TEVA PHARMACEUTICAL INDUSTRIES LIMITED ADR COVER SHORT.	TEVA	Bought	100	14.7960	1,484.55	

[redacted]

E*TRADE

E*TRADE Platinum
Investment Account

[redacted]

Statement Period : December 1, 2017 - December 31, 2017

Account Type: JOINT

[redacted]

DESCRIPTION	SYMBOL/ CUSIP	ACCT TYPE	QUANTITY	PRICE	TOTAL MKT VALUE	PORTFOLIO (%)	EST. ANNUAL INCOME	EST. ANNUAL YIELD (%)
***TEVA PHARMACEUTICAL INDUSTRIES LIMITED ADR	TEVA	Margin	4,000	18.9500	-75,800.00	100.00	-2,888.00	3.81%
TOTAL SECURITIES SOLD SHORT					$-75,800.00	100.00%	$-2,888.00	3.81%
TOTAL PRICED PORTFOLIO HOLDINGS (ON 12/31/17)					$25,020.51			
TOTAL ESTIMATED ACCOUNT HOLDINGS ANNUAL INCOME					$-2,888.00			

TRANSACTION HISTORY

SECURITIES PURCHASED OR SOLD

TRADE DATE	SETTLEMENT DATE	DESCRIPTION	SYMBOL/ CUSIP	TRANSACTION TYPE	QUANTITY	PRICE	AMOUNT PURCHASED	AMOUNT SOLD
11/30/17 15:35	12/04/17	***TEVA PHARMACEUTICAL INDUSTRIES LIMITED ADR COVER SHORT.	TEVA	Bought	100	14.7960	1,484.55	
12/06/17 09:50	12/08/17	***TEVA PHARMACEUTICAL INDUSTRIES LIMITED ADR SHORT.	TEVA	Sold	-100	14.6700		1,462.00
12/13/17 15:58	12/15/17	***TEVA PHARMACEUTICAL INDUSTRIES LIMITED ADR COVER SHORT.	TEVA	Bought	30	15.7300	476.85	
12/13/17 15:52	12/15/17	***TEVA PHARMACEUTICAL INDUSTRIES LIMITED ADR COVER SHORT.	TEVA	Bought	100	15.7490	1,579.85	
12/13/17 15:53	12/15/17	***TEVA PHARMACEUTICAL INDUSTRIES LIMITED ADR COVER SHORT.	TEVA	Bought	100	15.7550	1,580.45	
12/13/17 15:55	12/15/17	***TEVA PHARMACEUTICAL INDUSTRIES LIMITED ADR COVER SHORT.	TEVA	Bought	100	15.7460	1,579.55	

E*TRADE

E*TRADE Platinum
Investment Account

[redacted] Statement Period : December 1, 2017 - December 31, 2017 Account Type: JOINT

SECURITIES PURCHASED OR SOLD (Continued)

TRADE DATE	SETTLEMENT DATE	DESCRIPTION	SYMBOL/ CUSIP	TRANSACTION TYPE	QUANTITY	PRICE	AMOUNT PURCHASED	AMOUNT SOLD
12/13/17 15:57	12/15/17	***TEVA PHARMACEUTICAL INDUSTRIES LIMITED ADR COVER SHORT.	TEVA	Bought	100	15.7360	1,578.55	
12/14/17 09:03	12/18/17	***TEVA PHARMACEUTICAL INDUSTRIES LIMITED ADR COVER SHORT.	TEVA	Bought	3,870	18.8600	73,018.15	
12/19/17 10:02	12/21/17	***TEVA PHARMACEUTICAL INDUSTRIES LIMITED ADR COVER SHORT.	TEVA	Bought	100	17.8650	1,791.45	
12/19/17 10:17	12/21/17	***TEVA PHARMACEUTICAL INDUSTRIES LIMITED ADR COVER SHORT.	TEVA	Bought	100	18.1550	1,820.45	
12/19/17 10:02	12/21/17	***TEVA PHARMACEUTICAL INDUSTRIES LIMITED ADR COVER SHORT.	TEVA	Bought	900	17.8700	16,083.00	
12/19/17 10:17	12/21/17	***TEVA PHARMACEUTICAL INDUSTRIES LIMITED ADR COVER SHORT.	TEVA	Bought	900	18.1600	16,344.00	
12/19/17 10:16	12/21/17	***TEVA PHARMACEUTICAL INDUSTRIES LIMITED ADR COVER SHORT.	TEVA	Bought	1,000	18.1200	18,124.95	
12/19/17 15:58	12/21/17	***TEVA PHARMACEUTICAL INDUSTRIES LIMITED ADR COVER SHORT.	TEVA	Bought	2,000	17.9281	35,861.15	
12/19/17 09:32	12/21/17	***TEVA PHARMACEUTICAL INDUSTRIES LIMITED ADR SHORT.	TEVA	Sold	-300	18.3500		5,499.88
12/19/17 09:39	12/21/17	***TEVA PHARMACEUTICAL INDUSTRIES LIMITED ADR SHORT.	TEVA	Sold	-1,000	18.0600		18,054.51
12/19/17 09:57	12/21/17	***TEVA PHARMACEUTICAL INDUSTRIES LIMITED ADR SHORT.	TEVA	Sold	-1,000	17.7600		17,754.51
12/19/17 10:03	12/21/17	***TEVA PHARMACEUTICAL INDUSTRIES LIMITED ADR SHORT.	TEVA	Sold	-1,000	18.0010		17,995.51
12/19/17 10:18	12/21/17	***TEVA PHARMACEUTICAL INDUSTRIES LIMITED ADR SHORT.	TEVA	Sold	-1,000	18.1500		18,144.51
12/19/17 11:09	12/21/17	***TEVA PHARMACEUTICAL INDUSTRIES LIMITED ADR SHORT.	TEVA	Sold	-1,000	17.9000		17,894.51

E*TRADE

E*TRADE Platinum
Investment Account

[redacted]

Statement Period : December 1, 2017 - December 31, 2017

Account Type: JOINT

SECURITIES PURCHASED OR SOLD (Continued)

TRADE DATE	SETTLEMENT DATE	DESCRIPTION	SYMBOL/ CUSIP	TRANSACTION TYPE	QUANTITY	PRICE	AMOUNT PURCHASED	AMOUNT SOLD
[redacted]								
12/20/17 15:32	12/22/17	***TEVA PHARMACEUTICAL INDUSTRIES LIMITED ADR COVER SHORT.	TEVA	Bought	3,000	17.4085	52,230.45	
12/20/17 10:02	12/22/17	***TEVA PHARMACEUTICAL INDUSTRIES LIMITED ADR SHORT.	TEVA	Sold	-1,000	17.6210		17,615.52
12/20/17 10:04	12/22/17	***TEVA PHARMACEUTICAL INDUSTRIES LIMITED ADR SHORT.	TEVA	Sold	-1,000	17.6900		17,684.52
12/20/17 12:02	12/22/17	***TEVA PHARMACEUTICAL INDUSTRIES LIMITED ADR SHORT.	TEVA	Sold	-1,000	17.4300		17,424.52
12/21/17 10:46	12/26/17	***TEVA PHARMACEUTICAL INDUSTRIES LIMITED ADR COVER SHORT.	TEVA	Bought	100	17.9100	1,795.95	
12/21/17 10:46	12/26/17	***TEVA PHARMACEUTICAL INDUSTRIES LIMITED ADR COVER SHORT.	TEVA	Bought	900	17.9200	16,128.00	
12/21/17 09:48	12/26/17	***TEVA PHARMACEUTICAL INDUSTRIES LIMITED ADR COVER SHORT.	TEVA	Bought	1,000	17.6500	17,654.95	
12/21/17 11:39	12/26/17	***TEVA PHARMACEUTICAL INDUSTRIES LIMITED ADR COVER SHORT.	TEVA	Bought	1,000	18.1500	18,154.95	
12/21/17 09:32	12/26/17	***TEVA PHARMACEUTICAL INDUSTRIES LIMITED ADR SHORT.	TEVA	Sold	-1,000	17.5000		17,494.52
12/21/17 09:49	12/26/17	***TEVA PHARMACEUTICAL INDUSTRIES LIMITED ADR SHORT.	TEVA	Sold	-1,000	17.7150		17,709.52
12/21/17 10:48	12/26/17	***TEVA PHARMACEUTICAL INDUSTRIES LIMITED ADR SHORT.	TEVA	Sold	-1,000	17.9100		17,904.51

E*TRADE

E*TRADE Platinum
Investment Account

[redacted]

Statement Period : December 1, 2017 - December 31, 2017

Account Type: JOINT

SECURITIES PURCHASED OR SOLD (Continued)

TRADE DATE	SETTLEMENT DATE	DESCRIPTION	SYMBOL/ CUSIP	TRANSACTION TYPE	QUANTITY	PRICE	AMOUNT PURCHASED	AMOUNT SOLD
12/21/17 11:58	12/26/17	***TEVA PHARMACEUTICAL INDUSTRIES LIMITED ADR SHORT.	TEVA	Sold	-2,000	18.1050		36,203.97
TOTAL SECURITIES ACTIVITY							$300,989.25	$262,926.50

DIVIDENDS & INTEREST ACTIVITY

DATE	TRANSACTION TYPE	DESCRIPTION	SYMBOL/ CUSIP	AMOUNT DEBITED	AMOUNT CREDITED
12/12/17	Dividend	***TEVA PHARMACEUTICAL INDUSTRIES LIMITED ADR DIV CHG 6000 SHS SHORT REC 11/28/17 PAY 12/12/17	TEVA	510.00	

[redacted]

E*TRADE

E*TRADE Platinum
Investment Account

[redacted]

Statement Period : January 1, 2018 - January 31, 2018

Account Type: JOINT

ACCOUNT HOLDINGS

CASH & CASH EQUIVALENTS (0.00% of Holdings)

DESCRIPTION	PORTFOLIO %	AMOUNT
TOTAL CASH & CASH EQUIVALENTS YTD INTEREST (CREDIT INTEREST ONLY)		$0.18

SECURITIES SOLD SHORT (100.00% of Holdings)

DESCRIPTION	SYMBOL/ CUSIP	ACCT TYPE	QUANTITY	PRICE	TOTAL MKT VALUE	PORTFOLIO (%)	EST. ANNUAL INCOME	EST. ANNUAL YIELD (%)
***TEVA PHARMACEUTICAL INDUSTRIES LIMITED ADR	TEVA	Margin	2,200	20.4100	-44,902.00	100.00	-1,588.00	3.54%
TOTAL SECURITIES SOLD SHORT					$-44,902.00	100.00%	$-1,588.00	3.54%
TOTAL PRICED PORTFOLIO HOLDINGS (ON 01/31/18)					$15,762.58			
TOTAL ESTIMATED ACCOUNT HOLDINGS ANNUAL INCOME					$-1,588.00			

TRANSACTION HISTORY

SECURITIES PURCHASED OR SOLD

TRADE DATE	SETTLEMENT DATE	DESCRIPTION	SYMBOL/ CUSIP	TRANSACTION TYPE	QUANTITY	PRICE	AMOUNT PURCHASED	AMOUNT SOLD
01/11/18 12:24	01/16/18	***TEVA PHARMACEUTICAL INDUSTRIES LIMITED ADR COVER SHORT.	TEVA	Bought	1,600	21.2763	34,072.03	
01/22/18 15:46	01/24/18	***TEVA PHARMACEUTICAL INDUSTRIES LIMITED ADR COVER SHORT.	TEVA	Bought	50	20.9860	1,054.25	
01/22/18 15:56	01/24/18	***TEVA PHARMACEUTICAL INDUSTRIES LIMITED ADR COVER SHORT.	TEVA	Bought	50	20.9911	1,054.51	
01/25/18 15:42	01/29/18	***TEVA PHARMACEUTICAL INDUSTRIES LIMITED ADR COVER SHORT.	TEVA	Bought	50	21.1558	1,062.74	
01/25/18 15:43	01/29/18	***TEVA PHARMACEUTICAL INDUSTRIES LIMITED ADR COVER SHORT.	TEVA	Bought	50	21.1526	1,062.58	
TOTAL SECURITIES ACTIVITY							$38,306.11	

E*TRADE

E*TRADE Platinum
Investment Account

[redacted]

Statement Period : February 1, 2018 - February 28, 2018

Account Type: JOINT

[redacted]

DESCRIPTION	SYMBOL/ CUSIP	ACCT TYPE	QUANTITY	PRICE	TOTAL MKT VALUE	PORTFOLIO (%)	EST. ANNUAL INCOME	EST. ANNUAL YIELD (%)
***TEVA PHARMACEUTICAL INDUSTRIES LIMITED ADR	TEVA	Margin	1,600	18.7200	-29,952.00	100.00		
TOTAL SECURITIES SOLD SHORT					**$-29,952.00**	**100.00%**		
TOTAL PRICED PORTFOLIO HOLDINGS (ON 02/28/18)					**$12,298.73**			

TRANSACTION HISTORY

SECURITIES PURCHASED OR SOLD

TRADE DATE	SETTLEMENT DATE	DESCRIPTION	SYMBOL/ CUSIP	TRANSACTION TYPE	QUANTITY	PRICE	AMOUNT PURCHASED	AMOUNT SOLD
02/02/18 15:54	02/06/18	***TEVA PHARMACEUTICAL INDUSTRIES LIMITED ADR COVER SHORT.	TEVA	Bought	100	20.6362	2,068.57	
02/09/18 09:32	02/13/18	***TEVA PHARMACEUTICAL INDUSTRIES LIMITED ADR SHORT.	TEVA	Sold	-100	18.3900		1,833.99
02/09/18 09:33	02/13/18	***TEVA PHARMACEUTICAL INDUSTRIES LIMITED ADR SHORT.	TEVA	Sold	-100	18.2510		1,820.09
02/12/18 11:12	02/14/18	***TEVA PHARMACEUTICAL INDUSTRIES LIMITED ADR SHORT.	TEVA	Sold	-100	18.7800		1,872.99
02/14/18 09:32	02/16/18	***TEVA PHARMACEUTICAL INDUSTRIES LIMITED ADR SHORT.	TEVA	Sold	-100	18.4400		1,838.99
02/15/18 10:03	02/20/18	***TEVA PHARMACEUTICAL INDUSTRIES LIMITED ADR COVER SHORT.	TEVA	Bought	1,060	21.1250	22,422.45	
02/21/18 09:30	02/23/18	***TEVA PHARMACEUTICAL INDUSTRIES LIMITED ADR SHORT.	TEVA	Sold	-100	19.9600		1,990.99

E*TRADE

E*TRADE Platinum
Investment Account

[redacted] Statement Period : February 1, 2018 - February 28, 2018 Account Type: JOINT

SECURITIES PURCHASED OR SOLD (Continued)

TRADE DATE	SETTLEMENT DATE	DESCRIPTION	SYMBOL/ CUSIP	TRANSACTION TYPE	QUANTITY	PRICE	AMOUNT PURCHASED	AMOUNT SOLD
02/22/18 12:25	02/26/18	***TEVA PHARMACEUTICAL INDUSTRIES LIMITED ADR SHORT.	TEVA	Sold	-60	20.0000		1,195.01
TOTAL SECURITIES ACTIVITY							**$24,491.02**	**$10,552.06**

UNSETTLED TRADES

TRADE DATE	SETTLEMENT DATE	DESCRIPTION	SYMBOL/ CUSIP	TRANSACTION TYPE	QUANTITY	PRICE	AMOUNT PURCHASED	AMOUNT SOLD
02/28/18		***TEVA PHARMACEUTICAL INDUSTRIES LIMITED ADR SHORT.	TEVA	Sold	100	19.1100		1,905.99

[redacted]

E*TRADE

E*TRADE Platinum
Investment Account

[redacted]

Statement Period : March 1, 2018 - March 31, 2018

Account Type: JOINT

ACCOUNT HOLDINGS

CASH & CASH EQUIVALENTS (0.00% of Holdings)

DESCRIPTION	PORTFOLIO %	AMOUNT
TOTAL CASH & CASH EQUIVALENTS YTD INTEREST (CREDIT INTEREST ONLY)		$0.36

SECURITIES SOLD SHORT (100.00% of Holdings)

DESCRIPTION	SYMBOL/ CUSIP	ACCT TYPE	QUANTITY	PRICE	TOTAL MKT VALUE	PORTFOLIO (%)	EST. ANNUAL INCOME	EST. ANNUAL YIELD (%)
***TEVA PHARMACEUTICAL INDUSTRIES LIMITED ADR	TEVA	Margin	2,300	17.0900	-39,307.00	100.00		
TOTAL SECURITIES SOLD SHORT					$-39,307.00	100.00%		
TOTAL PRICED PORTFOLIO HOLDINGS (ON 03/31/18)					$11,359.49			

TRANSACTION HISTORY

SECURITIES PURCHASED OR SOLD

TRADE DATE	SETTLEMENT DATE	DESCRIPTION	SYMBOL/ CUSIP	TRANSACTION TYPE	QUANTITY	PRICE	AMOUNT PURCHASED	AMOUNT SOLD
02/28/18 10:17	03/02/18	***TEVA PHARMACEUTICAL INDUSTRIES LIMITED ADR SHORT.	TEVA	Sold	-100	19.1100		1,905.99
03/01/18 10:01	03/05/18	***TEVA PHARMACEUTICAL INDUSTRIES LIMITED ADR SHORT.	TEVA	Sold	-100	18.6400		1,858.99
03/02/18 18:23	03/06/18	***TEVA PHARMACEUTICAL INDUSTRIES LIMITED ADR COVER SHORT.	TEVA	Bought	100	19.2000	1,924.95	
03/05/18 09:22	03/07/18	***TEVA PHARMACEUTICAL INDUSTRIES LIMITED ADR COVER SHORT.	TEVA	Bought	100	19.2300	1,927.95	
03/09/18 14:03	03/13/18	***TEVA PHARMACEUTICAL INDUSTRIES LIMITED ADR COVER SHORT.	TEVA	Bought	100	19.1790	1,922.85	
03/15/18 09:55	03/19/18	***TEVA PHARMACEUTICAL INDUSTRIES LIMITED ADR SHORT.	TEVA	Sold	-100	18.3600		1,830.99
03/15/18 10:56	03/19/18	***TEVA PHARMACEUTICAL INDUSTRIES LIMITED ADR SHORT.	TEVA	Sold	-100	18.2000		1,814.99

E*TRADE

E*TRADE Platinum
Investment Account

[redacted] Statement Period : March 1, 2018 - March 31, 2018 Account Type: JOINT

SECURITIES PURCHASED OR SOLD (Continued)

TRADE DATE	SETTLEMENT DATE	DESCRIPTION	SYMBOL/ CUSIP	TRANSACTION TYPE	QUANTITY	PRICE	AMOUNT PURCHASED	AMOUNT SOLD
03/15/18 14:30	03/19/18	***TEVA PHARMACEUTICAL INDUSTRIES LIMITED ADR SHORT.	TEVA	Sold	-100	17.9800		1,792.99
03/20/18 09:54	03/22/18	***TEVA PHARMACEUTICAL INDUSTRIES LIMITED ADR SHORT.	TEVA	Sold	-100	17.5900		1,753.99
03/20/18 10:07	03/22/18	***TEVA PHARMACEUTICAL INDUSTRIES LIMITED ADR SHORT.	TEVA	Sold	-100	17.7400		1,768.99
03/20/18 11:49	03/22/18	***TEVA PHARMACEUTICAL INDUSTRIES LIMITED ADR SHORT.	TEVA	Sold	-100	17.2701		1,722.01
03/23/18 09:54	03/27/18	***TEVA PHARMACEUTICAL INDUSTRIES LIMITED ADR SHORT.	TEVA	Sold	-100	17.1000		1,705.00
03/26/18 14:03	03/28/18	***TEVA PHARMACEUTICAL INDUSTRIES LIMITED ADR SHORT.	TEVA	Sold	-100	16.6250		1,657.50
TOTAL SECURITIES ACTIVITY							$5,775.75	$17,811.44

[redacted]

E*TRADE

E*TRADE Platinum
Investment Account

[redacted]

Statement Period : April 1, 2018 - April 30, 2018

Account Type: JOINT

ACCOUNT HOLDINGS

CASH & CASH EQUIVALENTS (0.00% of Holdings)

DESCRIPTION	PORTFOLIO %	AMOUNT
TOTAL CASH & CASH EQUIVALENTS YTD INTEREST (CREDIT INTEREST ONLY)		$0.44

SECURITIES SOLD SHORT (100.00% of Holdings)

DESCRIPTION	SYMBOL/ CUSIP	ACCT TYPE	QUANTITY	PRICE	TOTAL MKT VALUE	PORTFOLIO (%)	EST. ANNUAL INCOME	EST. ANNUAL YIELD (%)
***TEVA PHARMACEUTICAL INDUSTRIES LIMITED ADR	TEVA	Margin	1,400	17.9800	-25,172.00	100.00		
TOTAL SECURITIES SOLD SHORT					$-25,172.00	100.00%		
TOTAL PRICED PORTFOLIO HOLDINGS (ON 04/30/18)					$13,332.26			

TRANSACTION HISTORY

SECURITIES PURCHASED OR SOLD

TRADE DATE	SETTLEMENT DATE	DESCRIPTION	SYMBOL/ CUSIP	TRANSACTION TYPE	QUANTITY	PRICE	AMOUNT PURCHASED	AMOUNT SOLD
04/02/18 12:58	04/04/18	***TEVA PHARMACEUTICAL INDUSTRIES LIMITED ADR SHORT.	TEVA	Sold	-100	16.6500		1,660.00
04/04/18 15:51	04/06/18	***TEVA PHARMACEUTICAL INDUSTRIES LIMITED ADR COVER SHORT.	TEVA	Bought	400	17.2750	6,914.95	
04/05/18 11:41	04/09/18	***TEVA PHARMACEUTICAL INDUSTRIES LIMITED ADR COVER SHORT.	TEVA	Bought	100	17.3662	1,741.57	
04/05/18 11:08	04/09/18	***TEVA PHARMACEUTICAL INDUSTRIES LIMITED ADR COVER SHORT.	TEVA	Bought	200	17.3450	3,473.95	
04/06/18 09:33	04/10/18	***TEVA PHARMACEUTICAL INDUSTRIES LIMITED ADR SHORT.	TEVA	Sold	-100	16.8300		1,678.00
04/06/18 11:21	04/10/18	***TEVA PHARMACEUTICAL INDUSTRIES LIMITED ADR SHORT.	TEVA	Sold	-100	16.9050		1,685.50
04/09/18 13:27	04/11/18	***TEVA PHARMACEUTICAL INDUSTRIES LIMITED ADR COVER SHORT.	TEVA	Bought	300	17.2562	5,181.81	

E*TRADE

E*TRADE Platinum
Investment Account

[redacted] Statement Period : April 1, 2018 - April 30, 2018 Account Type: JOINT

SECURITIES PURCHASED OR SOLD (Continued)

TRADE DATE	SETTLEMENT DATE	DESCRIPTION	SYMBOL/ CUSIP	TRANSACTION TYPE	QUANTITY	PRICE	AMOUNT PURCHASED	AMOUNT SOLD
04/10/18 15:54	04/12/18	***TEVA PHARMACEUTICAL INDUSTRIES LIMITED ADR COVER SHORT.	TEVA	Bought	200	17.8550	3,575.95	
04/19/18 11:16	04/23/18	***TEVA PHARMACEUTICAL INDUSTRIES LIMITED ADR SHORT.	TEVA	Sold	-100	17.4200		1,736.99
04/20/18 15:59	04/24/18	***TEVA PHARMACEUTICAL INDUSTRIES LIMITED ADR COVER SHORT.	TEVA	Bought	100	17.7962	1,784.57	
TOTAL SECURITIES ACTIVITY							$22,672.80	$6,760.49

[redacted]

E*TRADE

E*TRADE Platinum
Investment Account

[redacted]

Statement Period : June 1, 2018 - June 30, 2018

Account Type: JOINT

ACCOUNT HOLDINGS

CASH & CASH EQUIVALENTS (0.00% of Holdings)

DESCRIPTION	PORTFOLIO %	AMOUNT
TOTAL CASH & CASH EQUIVALENTS YTD INTEREST (CREDIT INTEREST ONLY)		$1.32

SECURITIES SOLD SHORT (100.00% of Holdings)

DESCRIPTION	SYMBOL/ CUSIP	ACCT TYPE	QUANTITY	PRICE	TOTAL MKT VALUE	PORTFOLIO (%)	EST. ANNUAL INCOME	EST. ANNUAL YIELD (%)
***TEVA PHARMACEUTICAL INDUSTRIES LIMITED ADR	TEVA	Margin	980	24.3200	-23,833.60	100.00		
TOTAL SECURITIES SOLD SHORT					$-23,833.60	100.00%		
TOTAL PRICED PORTFOLIO HOLDINGS (ON 06/30/18)					$11,660.74			

TRANSACTION HISTORY

SECURITIES PURCHASED OR SOLD

TRADE DATE	SETTLEMENT DATE	DESCRIPTION	SYMBOL/ CUSIP	TRANSACTION TYPE	QUANTITY	PRICE	AMOUNT PURCHASED	AMOUNT SOLD
06/08/18 15:57	06/12/18	***TEVA PHARMACEUTICAL INDUSTRIES LIMITED ADR COVER SHORT.	TEVA	Bought	100	23.1159	2,316.54	
06/12/18 12:53	06/14/18	***TEVA PHARMACEUTICAL INDUSTRIES LIMITED ADR COVER SHORT.	TEVA	Bought	50	24.4000	1,224.95	
06/12/18 19:24	06/14/18	***TEVA PHARMACEUTICAL INDUSTRIES LIMITED ADR COVER SHORT.	TEVA	Bought	150	24.2000	3,634.95	
06/18/18 10:43	06/20/18	***TEVA PHARMACEUTICAL INDUSTRIES LIMITED ADR COVER SHORT.	TEVA	Bought	10	23.8765	243.72	
06/18/18 11:05	06/20/18	***TEVA PHARMACEUTICAL INDUSTRIES LIMITED ADR COVER SHORT.	TEVA	Bought	10	24.1274	246.22	
06/18/18 11:57	06/20/18	***TEVA PHARMACEUTICAL INDUSTRIES LIMITED ADR COVER SHORT.	TEVA	Bought	10	24.0574	245.52	
06/18/18 12:02	06/20/18	***TEVA PHARMACEUTICAL INDUSTRIES LIMITED ADR COVER SHORT.	TEVA	Bought	10	24.0365	245.32	

E*TRADE

E*TRADE Platinum
Investment Account

[redacted]

Statement Period : June 1, 2018 - June 30, 2018

Account Type: JOINT

SECURITIES PURCHASED OR SOLD (Continued)

TRADE DATE	SETTLEMENT DATE	DESCRIPTION	SYMBOL/ CUSIP	TRANSACTION TYPE	QUANTITY	PRICE	AMOUNT PURCHASED	AMOUNT SOLD
06/18/18 12:23	06/20/18	***TEVA PHARMACEUTICAL INDUSTRIES LIMITED ADR COVER SHORT.	TEVA	Bought	10	24.1567	246.52	
06/18/18 13:27	06/20/18	***TEVA PHARMACEUTICAL INDUSTRIES LIMITED ADR COVER SHORT.	TEVA	Bought	10	24.2199	247.15	
06/22/18 16:55	06/26/18	***TEVA PHARMACEUTICAL INDUSTRIES LIMITED ADR COVER SHORT.	TEVA	Bought	100	24.0499	2,409.94	
06/26/18 10:25	06/28/18	***TEVA PHARMACEUTICAL INDUSTRIES LIMITED ADR SHORT.	TEVA	Sold	-40	23.2500		925.03
TOTAL SECURITIES ACTIVITY							**$11,060.83**	**$925.03**

UNSETTLED TRADES

TRADE DATE	SETTLEMENT DATE	DESCRIPTION	SYMBOL/ CUSIP	TRANSACTION TYPE	QUANTITY	PRICE	AMOUNT PURCHASED	AMOUNT SOLD
06/28/18		***TEVA PHARMACEUTICAL INDUSTRIES LIMITED ADR COVER SHORT.	TEVA	Bought	80	24.7500	1,984.95	

[redacted]

E*TRADE

E*TRADE Platinum
Investment Account

[redacted] Statement Period : July 1, 2018 - July 31, 2018 Account Type: JOINT

ACCOUNT HOLDINGS

CASH & CASH EQUIVALENTS (0.00% of Holdings)

DESCRIPTION	PORTFOLIO %	AMOUNT
TOTAL CASH & CASH EQUIVALENTS YTD INTEREST (CREDIT INTEREST ONLY)		$1.81

SECURITIES SOLD SHORT (100.00% of Holdings)

DESCRIPTION	SYMBOL/ CUSIP	ACCT TYPE	QUANTITY	PRICE	TOTAL MKT VALUE	PORTFOLIO (%)	EST. ANNUAL INCOME	EST. ANNUAL YIELD (%)
***TEVA PHARMACEUTICAL INDUSTRIES LIMITED ADR	TEVA	Margin	680	23.9400	-16,279.20	100.00		
TOTAL SECURITIES SOLD SHORT					$-16,279.20	100.00%		
TOTAL PRICED PORTFOLIO HOLDINGS (ON 07/31/18)					$7,716.53			

TRANSACTION HISTORY

SECURITIES PURCHASED OR SOLD

TRADE DATE	SETTLEMENT DATE	DESCRIPTION	SYMBOL/ CUSIP	TRANSACTION TYPE	QUANTITY	PRICE	AMOUNT PURCHASED	AMOUNT SOLD
06/28/18 19:08	07/02/18	***TEVA PHARMACEUTICAL INDUSTRIES LIMITED ADR COVER SHORT.	TEVA	Bought	80	24.7500	1,984.95	
07/03/18 11:36	07/06/18	***TEVA PHARMACEUTICAL INDUSTRIES LIMITED ADR COVER SHORT.	TEVA	Bought	150	24.9462	3,746.88	
07/09/18 12:39	07/11/18	***TEVA PHARMACEUTICAL INDUSTRIES LIMITED ADR COVER SHORT.	TEVA	Bought	50	24.0374	1,206.82	
07/20/18 13:24	07/24/18	***TEVA PHARMACEUTICAL INDUSTRIES LIMITED ADR COVER SHORT.	TEVA	Bought	5	23.0274	120.09	
07/20/18 13:22	07/24/18	***TEVA PHARMACEUTICAL INDUSTRIES LIMITED ADR COVER SHORT.	TEVA	Bought	15	23.0274	350.36	
TOTAL SECURITIES ACTIVITY							$7,409.10	

E*TRADE

E*TRADE Platinum
Investment Account

[redacted]

Statement Period : August 1, 2018 - August 31, 2018

Account Type: JOINT

ACCOUNT HOLDINGS

[redacted]

DESCRIPTION	SYMBOL/ CUSIP	ACCT TYPE	QUANTITY	PRICE	TOTAL MKT VALUE	PORTFOLIO (%)	EST. ANNUAL INCOME	EST. ANNUAL YIELD (%)
***TEVA PHARMACEUTICAL INDUSTRIES LIMITED ADR	TEVA	Margin	200	22.9100	-4,582.00	100.00		
TOTAL SECURITIES SOLD SHORT					-4,582.00	100.00%		
TOTAL PRICED PORTFOLIO HOLDINGS (ON 08/31/18)					2,808.97			

TRANSACTION HISTORY

SECURITIES PURCHASED OR SOLD

TRADE DATE	SETTLEMENT DATE	DESCRIPTION	SYMBOL/ CUSIP	TRANSACTION TYPE	QUANTITY	PRICE	AMOUNT PURCHASED	AMOUNT SOLD
07/30/18 14:16	08/01/18	***TEVA PHARMACEUTICAL INDUSTRIES LIMITED ADR COVER SHORT.	TEVA	Bought	100	23.7100	2,375.95	
08/01/18 14:02	08/03/18	***TEVA PHARMACEUTICAL INDUSTRIES LIMITED ADR COVER SHORT.	TEVA	Bought	240	23.9162	5,744.84	
08/07/18 13:55	08/09/18	***TEVA PHARMACEUTICAL INDUSTRIES LIMITED ADR COVER SHORT.	TEVA	Bought	20	23.2074	469.10	
08/20/18 12:16	08/22/18	***TEVA PHARMACEUTICAL INDUSTRIES LIMITED ADR COVER SHORT.	TEVA	Bought	20	25.4767	514.48	
08/21/18 12:06	08/23/18	***TEVA PHARMACEUTICAL INDUSTRIES LIMITED ADR COVER SHORT.	TEVA	Bought	100	25.3464	2,539.59	
TOTAL SECURITIES ACTIVITY							$11,643.96	

E*TRADE

E*TRADE Platinum
Investment Account

[redacted]

Statement Period : September 1, 2018 - September 30, 2018

Account Type: JOINT

ACCOUNT HOLDINGS

[redacted]

DESCRIPTION	SYMBOL/ CUSIP	ACCT TYPE	QUANTITY	PRICE	TOTAL MKT VALUE	PORTFOLIO (%)	EST. ANNUAL INCOME	EST. ANNUAL YIELD (%)
***TEVA PHARMACEUTICAL INDUSTRIES LIMITED ADR	TEVA	Margin		21.5400	0.00	0.00		
TOTAL PRICED PORTFOLIO HOLDINGS (ON 09/30/18)					$37.89			

TRANSACTION HISTORY

SECURITIES PURCHASED OR SOLD

TRADE DATE	SETTLEMENT DATE	DESCRIPTION	SYMBOL/ CUSIP	TRANSACTION TYPE	QUANTITY	PRICE	AMOUNT PURCHASED	AMOUNT SOLD
09/04/18 11:09	09/06/18	***TEVA PHARMACEUTICAL INDUSTRIES LIMITED ADR COVER SHORT.	TEVA	Bought	20	22.5962	456.87	
09/04/18 11:08	09/06/18	***TEVA PHARMACEUTICAL INDUSTRIES LIMITED ADR COVER SHORT.	TEVA	Bought	180	22.6266	4,077.74	

[redacted]

PRESS F

PLACE STICKER AT TOP OF ENVELOPE TO THE RIGHT OF THE RETURN ADDRESS. FOLD AT DOTTED LINE

CERTIFIED MAIL®

7021 2720 0003 0685 1163

PAPER POUCH

PRESS FIF

UNITED STATES POSTAL SERVICE®

RDC 04

97208

U.S. POSTAGE PAID
PM
LAS VEGAS, NV
89134
FEB 25, 23
AMOUNT
$13.80
R2304H108808-11

PRIORITY® MAIL

- ☐ Expected delivery date specified for domestic use.
- ☐ Most domestic shipments include up to $50 of insurance (restrictions apply).*
- ☐ USPS Tracking® included for domestic and many international destinations.
- ☐ Limited international insurance.**
- ☐ When used internationally, a customs declaration form is required.

*Insurance does not cover certain items. For details regarding claims exclusions see the Domestic Mail Manual at *http://pe.usps.com*.

** See International Mail Manual at *http://pe.usps.com* for availability and limitations of coverage.

[redacted]

TO:

In re Tesla Securities Litigation
c/o Epiq Class Action & Claim Solutions, Inc
PO Box 3565
Portland, OR 97208-3565

FLAT RATE ENVELOPE

ONE RATE ☐ ANY WEIGHT

TRACKED ■ INSURED

PS00001000014

EP14F May 2020
OD: 12 1/2 x 9 1/2

To schedule free Package Pickup, scan the QR code.

USPS.COM/PICKUP